

# Foreigners on the Masovian labour market in 2022 <sup>1</sup>

13 March 2023

↓ **26.6%**

decrease in the number of work permits issued to foreigners y/y

The year 2022 in Mazowieckie Voivodship was second in a row in which the number of work permits for foreigners decreased annually and amounted to almost 67 thousand. Work permits were most often issued to Ukrainian citizens (almost 13 thousand), but this number decreased by over 75% annually.

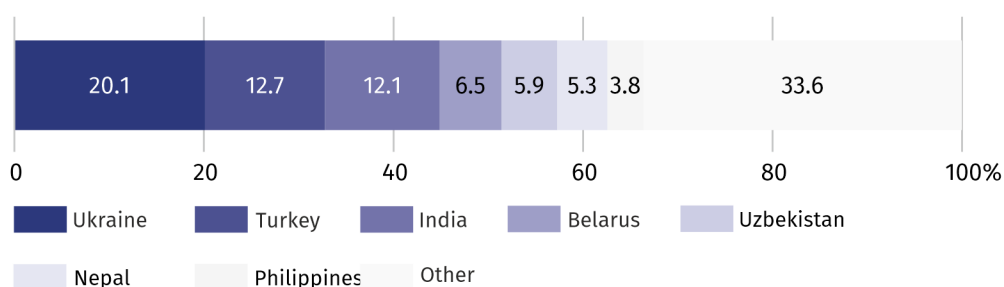
In 2022, 66.8 thousand work permits for foreigners were issued in Mazowieckie Voivodship, i.e. by 26.6% less than a year before. Mazowieckie was the first in terms of the number of permits issued among voivodships (before Wielkopolskie – 53.2 thousand, Śląskie – 37.2 thousand and Pomorskie – 32.1 thousand).

The largest number – 13.4 thousand, i.e. 20.1% of work permits for foreigners were granted to citizens of Ukraine (in 2021 – 54.2 thousand, i.e. 59.5%). Compared to 2021, this number decreased by as much as 75.2%, and the share by 39.4 pp. Next, work permits were issued to citizens of Turkey (8.5 thousand compared to 3.0 thousand in 2021; an increase of 182.8%), India (8.1 thousand compared to 3.8 thousand; increase by 115.4%) and Belarus (4.3 thousand compared by 8.4 thousand; decrease by 48.3%).

Most (more than 18%) work permits for foreigners were issued in Mazowieckie Voivodship

The number of work permits issued to citizens of Ukraine decreased by more than 3/4 in annual terms

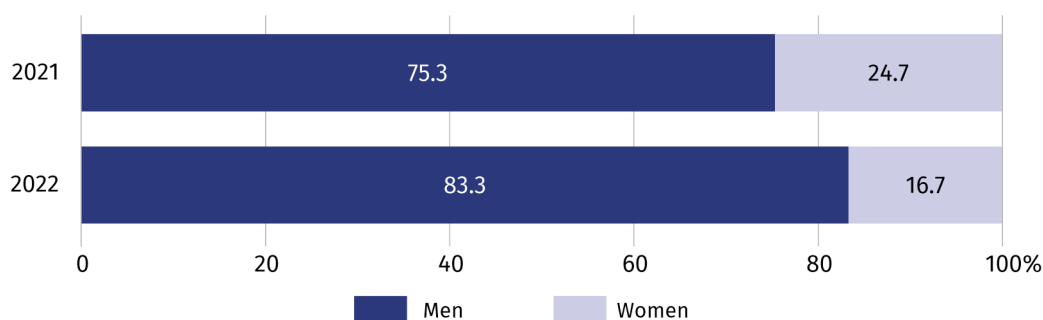
**Chart 1. Structure of work permits for foreigners by citizenship in 2022**



The vast majority of issued work permits concerned men. Their share in the total number of all permits issued in Mazowieckie Voivodship in 2022 amounted to 83.3% (75.3% in 2021). The predominance of men in terms of permits occurred in all voivodships, In Poland, this share was on average 82.8% (from 79.1% in Pomorskie to 90.5% in Świętokrzyskie). The number of permits issued in Mazowieckie Voivodship compared to 2021 was lower for women by 50.5% and for men by 18.7%.

Over 83% of work permits were issued to men

**Chart 2. Structure of work permits for foreigners by sex**



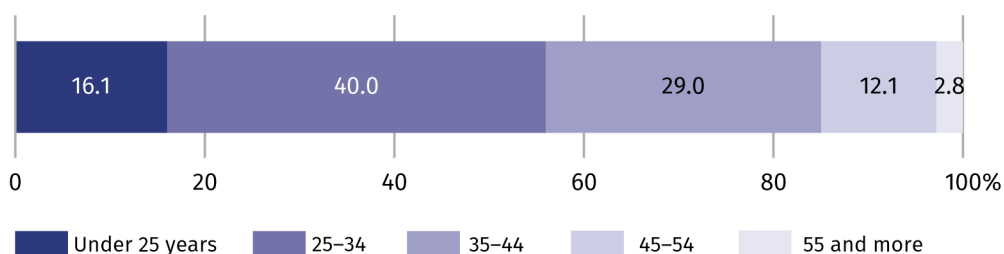
<sup>1</sup> The information was prepared on the basis of data from the Ministry of Family and Social Policy on work permits for foreigners.

**Table 1. Work permits for foreigners by sex**

Specification	2021	2022		
	in absolute numbers		In percent	2021=100
<b>Total</b>	<b>90962</b>	<b>66795</b>	<b>100,0</b>	<b>73,4</b>
Men	68490	55668	83,3	81,3
Women	22472	11127	16,7	49,5

The largest group of foreigners who received work permits were persons aged 25–34 (40.0%) and 35–44 (29.0%). This percentage was similar among both sexes (respectively: men – 40.4% and 29.4%; women – 37.9% and 26.9%).

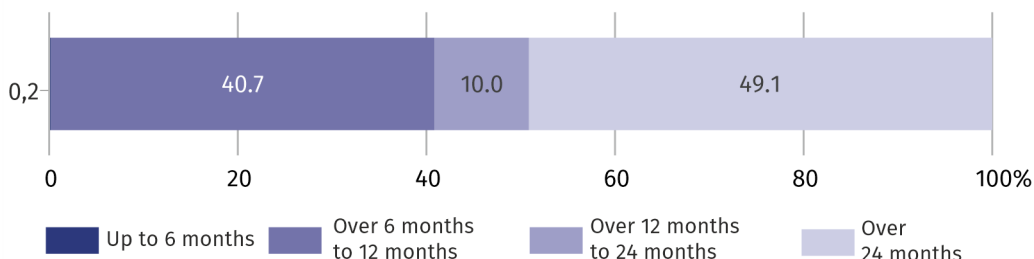
**Chart 3. Structure of work permits for foreigners by age in 2022**



Work permits for foreigners in Mazowieckie Voivodship, as in 2021, are issued for longer periods of time. In 2022, the majority (49.1% compared to 43.0% in 2021) of work permits were issued for a period of more than 24 months, followed by for the period from 6 to 12 months (40.7% compared to 43.3%). On the other hand, the permits with the shortest validity period, i.e. up to 6 months, constituted only 0.2% of their total number.

Most (58.1%) work permits concerned employment contracts, followed by order-agreements (37.9%).

**Chart 4. Structure of work permits for foreigners by period of their validity in 2022**

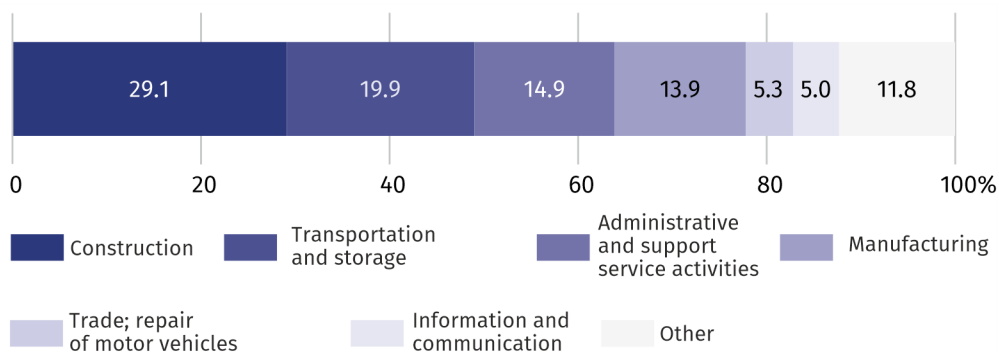


Almost 90% of work permits were issued for a period of validity from 6 months to 1 year and more than 2 years

In 2022, the most permits were issued to employers from the construction section (19.4 thousand), which accounted for 29.1% of total permits (compared to 29.2% in 2021), followed by employers from the transportation and storage section (19.9% compared to 23.0%), as well as administrative and support service activities (14.9% compared to 16.4%).

Most (more than 29%) work permits were issued in construction

**Chart 5. Structure of work permits for foreigners by selected PKD sections in 2022**



In 2022, foreigners who obtained a work permit in Mazowieckie Voivodshp, as in 2021, most often worked as industrial workers and craftsmen – 37.6%, workers performing elementary occupations – 20.5%, as well as plant and machine operators and assemblers – 16.2%.

Most (almost 38%) of foreigners worked as industrial workers and craftsmen

**Table 2. Work permits for foreigners by selected major groups of the occupations**

Specification	2021		2022	
	In absolute numbers		In percent	
<b>Total</b>	<b>90962</b>	<b>66795</b>	<b>100,0</b>	
Industrial workers and craftsmen	32247	25102	37,6	
Elementary occupations	20530	13717	20,5	
Plant and machines operators and assemblers	20162	10803	16,2	
Professionals	4836	5224	7,8	
Office clerks	3941	4931	7,4	
Personal services and salespersons	3416	3053	4,6	
Technicians and other middle level personnel	3285	2031	3,0	
Managers	1395	1228	1,8	
Farmers, gardeners, foresters and fishermen	1150	706	1,1	

In the case of quoting data from Statistics Poland, please provide information: "Source of data – Statistics Poland", and in the case of publishing calculations made on data published by Statistics Poland, please provide information: "Own study based on Statistics Poland data".

Prepared by:  
**Statistical Office in Warszawa**  
**Acting Director Agnieszka Ajdyn**  
Tel.: (+48 22) 464 23 15

Issued by:  
**Statistical Information Centre**  
**Marcin Kałuski**  
Tel.: (+48 22) 464 20 91

**Press office**

Tel.: (+48 22) 464 20 91

**e-mail: [m.kaluski@stat.gov.pl](mailto:m.kaluski@stat.gov.pl)**



[warszawa.stat.gov.pl/en/](http://warszawa.stat.gov.pl/en/)



[@WARSZAWA\\_STAT](https://twitter.com/WARSZAWA_STAT)



[@UrządStatystycznywWarszawie](https://www.facebook.com/UrządStatystycznywWarszawie)



[gus\\_stat](https://www.instagram.com/gus_stat)



[głównyurządstatystycznygus](https://www.youtube.com/głównyurządstatystycznygus)



[głównyurządstatystyczny](https://www.linkedin.com/głównyurządstatystyczny)

**Related information**

[Work permits for foreigners in 2021](#)

[Foreigners on the labour market in 2021](#)

[Foreigners on the labour market in Warszawa in 2021](#)

**Terms used in official statistics**

[Work permit for a foreigner](#)

[Foreigners](#)

