

Foreigners on the Mazovian labour market during the COVID-19 pandemic in 2020

15 March 2021

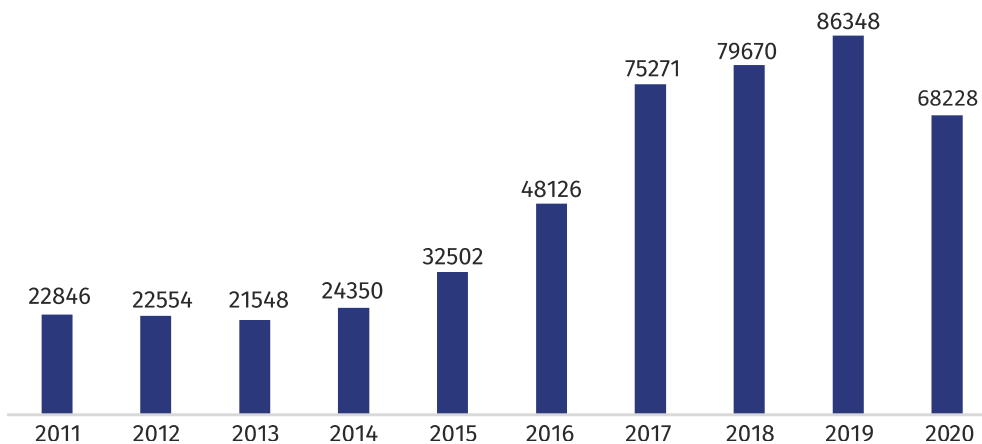
↓ 21.0%
drop in permits issued y/y

2020 was the first year since 2013, when the number of work permits for foreigners decreased annually and amounted to 68.2 thousand. In 2020, they were issued by 21.0% less than in 2019. Work permits were most often issued to Ukrainian citizens.

In 2020, the Mazovian voivode issued 68.2 thousand work permits for foreigners, i.e. by 21.0% less than in the previous year. Most work permits for foreigners were issued in Mazowieckie Voivodship (followed by Wielkopolskie - 50.3 thousand, Łódzkie - 41.4 thousand and Małopolskie - 39.4 thousand). The predominance of Mazowieckie Voivodship is clear, however, the share of this voivodship in the total number of permits issued has decreased from 37.8% to 16.8% since 2016 (from 37.8% to 19.4%).

Most (17%) work permits for foreigners were issued in Mazowieckie Voivodship

Chart 1. Work permits for foreigners



The number of work permits issued for foreigners in 2020 was almost three times higher than in 2011.

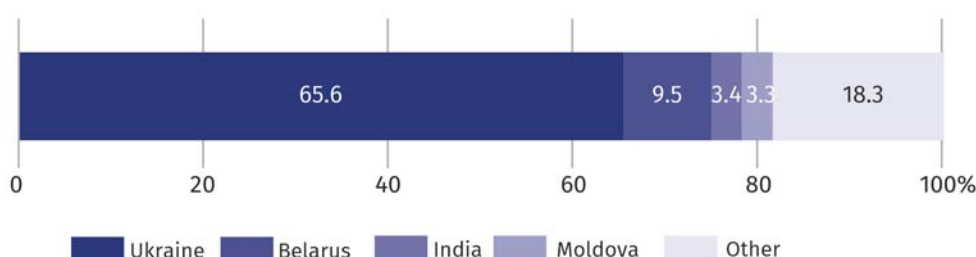
In Mazowieckie Voivodship, the vast majority (97.6%) were work permits issued for the first time. In 2020, 1611 extensions of permits were issued, i.e. 2.4% of their total number. The number of consents for continuing work of foreigners was higher than in 2019 by 23.8%.

Vast majority (98%) were work permits issued for the first time

The majority – 44.7%, i.e. 65.6% of work permits for foreigners were issued to Ukrainian citizens. Compared to 2019, their share increased by 3.3 pp.

The majority (66%) of permits were issued to Ukrainian citizens

Chart 2. Structure of work permits for foreigners by citizenship in 2020



The vast majority of issued work permits concerned men. Their share in the total number of all permits issued in Mazowieckie Voivodship in 2020 amounted to 72.3%, but it was smaller than in 2019 (73.3%). The predominance of men in terms of permits occurred in all voivodships. The national average was 73.2% (from 64.8% in Łódzkie Voivodship to 85.6% in Podkarpackie). The number of permits issued, compared to 2019, was lower among women by 17.9% and among men by 22.1%.

Almost three out of four work permits were issued to men

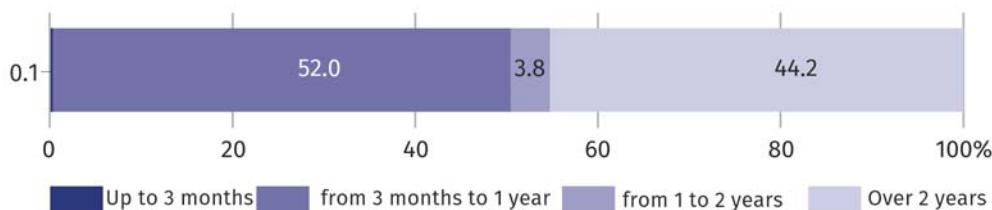
Table 1. Work permits for foreigners

SPECIFICATION	2019	2020	
	In absolute numbers		2019=100
TOTAL	86348	68228	79,0
of which extensions	2113	1611	76,2
Males	63316	49320	77,9
Females	23032	18908	82,1

Work permits for foreigners are issued for longer and longer periods of time. In 2020, the majority (52.0%) of work permits for foreigners were issued for a period of validity from 3 months to 1 year (compared to 57.9% in 2019). Whereas, permits with the longest validity period, i.e. for over 2 years, increased significantly and accounted for 44.2% of the total (compared to 37.4% in 2019). Short-term work permits with a validity period for up to 3 months accounted for only 0.1% of the total (0.3% in 2019).

52% of work permits were issued for a period of validity from 3 months to 1 year

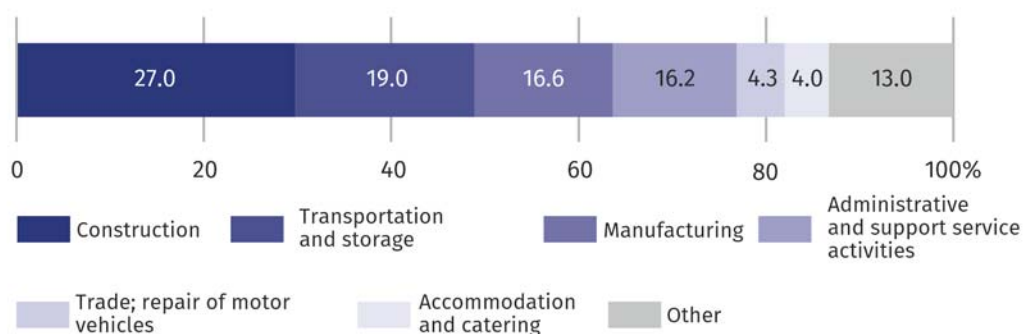
Chart 3. Structure of work permits for foreigners by period of their validity in 2020



In 2020, the most permits were issued to employers from the construction section (18.4 thousand), which accounted for 27.0% of total permits (compared to 29.8% in 2019). Relatively large percentage represented foreigners working in transportation and storage (19.0%) and manufacturing (16.6%).

Most (27%) work permits were issued in construction

Chart 4. Structure of work permits for foreigners by selected NACE Rev. sections in 2020



According to the occupations and specializations classification, foreigners who obtained a work permit in Mazowieckie Voivodshp in 2020, most often worked as industrial workers and craftsmen – 36.8% (compared to 40.2% in 2019), workers performing elementary occupations – 23.4% (compared to 22.7% in 2019), as well as plant and machine operators and assemblers – 18.6% (compared to 15.6%).

Most (37%) of foreigners worked as industrial workers and craftsmen

Table 2. Work permits for foreigners by selected major groups of the Occupations and Specializations Classification

SPECIFICATION	2019	2020	
		in absolute numbers	in percent
TOTAL	86348	68228	100,0
of which	34745	25124	36,8
Industrial workers and craftsmen	19629	15942	23,4
Elementary occupations	13456	12686	18,6
Plant and machines operators and assemblers	5590	3867	5,7
Professionals	4223	3697	5,4
Technicians and other middle level personnel	3727	2813	4,1
Personal services and salespersons	2994	2117	3,1
Office clerks	870	1067	1,6
Managers	1114	915	1,3

Prepared by:
Statistical Office in Warszawa
Director Zofia Kozłowska
Tel.: (+48 22) 464 23 15

Prepared by:
Statistical Information Centre
Marcin Kałuski
Tel.: (+48 22) 464 20 91
e-mail: m.kaluski@stat.gov.pl

Press office

Tel.: (+48 22) 464 20 91

e-mail: m.kaluski@stat.gov.pl



warszawa.stat.gov.pl/en/



@Warszawa_STAT

Related information

[Work permits for foreigners in Poland in 2019](#)

Terms used in official statistics

[Work permit for a foreigner](#)

[Foreigners](#)

