

# Foreigners on the Mazovian labour market in 2019

13th March 2020

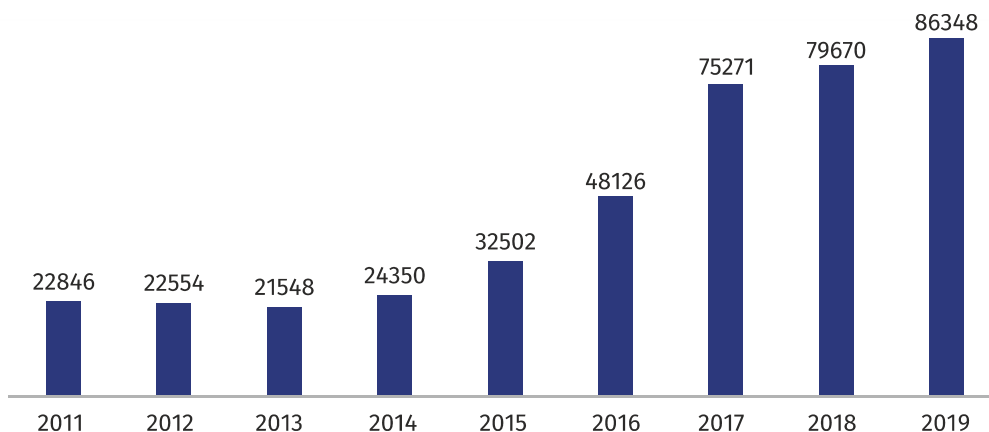


The number of work permits for foreigners is systematically growing in Mazowieckie Voivodship. In 2019, 86.3 thousand permits were issued, i.e. by 8.4% more than in 2018. Work permits were most often issued to Ukrainian citizens.

In 2019, the Mazovian voivode issued 86.3 thousand work permits for foreigners, which accounted for 19.4% of all permits issued in the country (24.2% in 2018). The number of permits issued was by 8.4% higher than a year before. Most work permits for foreigners were issued in Mazowieckie Voivodship, followed by Wielkopolskie (49.1 thousand), Łódzkie (42.0 thousand) and Śląskie (39.1 thousand). The predominance of Mazowieckie Voivodship is clear, however, the share of this voivodship in the total number of permits issued has decreased almost twice since 2016 (from 37.8% to 19.4%).

Most (almost 1/5) work permits for foreigners were issued in Mazowieckie Voivodship

Chart 1. Work permits for foreigners



The number of work permits issued for foreigners in 2019 was almost four times higher than in 2011.

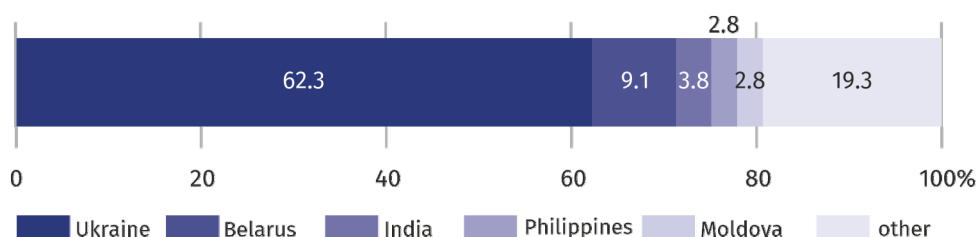
In Mazowieckie Voivodship, the vast majority (97.6%) were work permits issued for the first time. In 2019, 2113 extensions of permits were issued, i.e. 2.4% of their total number. The number of consents for continuing work of foreigners was higher than in 2018 by 16.9%.

98% were work permits issued for the first time

The majority – 53.8%, i.e. 62.3% of work permits for foreigners were issued to Ukrainian citizens. Compared to 2018, their share increased by 2.6 pp.

The majority (62%) of permits were issued to Ukrainian citizens

Chart 2. Structure of work permits for foreigners by citizenship in 2019



The number of permits issued, compared to 2018, was higher among women by 19.5% and among men by 4.8%. The vast majority of issued work permits concerned men. Their share in the total number of all permits issued in Mazowieckie Voivodship in 2019 amounted to 73.3%, but it was smaller than in 2018 (75.8%). The predominance of men in terms of permits occurred in all voivodships. The national average was 75.0% (from 68.8% in the Łódzkie Voivodship to 89.0% in Lubelskie).

Three out of four work permits were issued to men

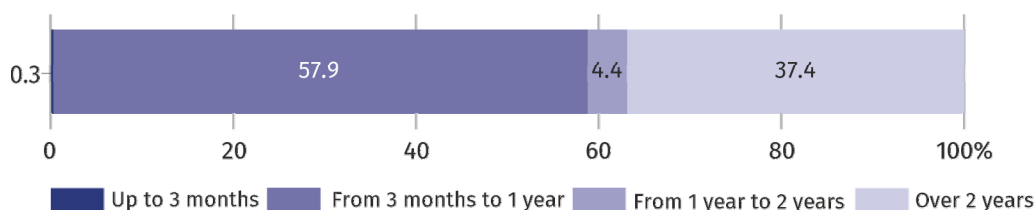
**Table 1. Work permits for foreigners**

SPECIFICATION	2018	2019	
	in absolute numbers		2018=100
<b>TOTAL</b>	<b>79670</b>	<b>86348</b>	<b>108.4</b>
of which extensions	1808	2113	116.9
Men	60398	63316	104.8
Women	19272	23032	119.5

Work permits for foreigners are issued for longer and longer periods of time. In 2019, 57.9% of work permits for foreigners were issued for a period of validity from 3 months to 1 year (compared to 67.8% in 2018). Whereas, permits with the longest validity period, i.e. for over 2 years, increased significantly and accounted for 37.4% of the total (compared to 26.1% in 2018). Short-term work permits with a validity period for up to 3 months accounted for only 0.3% of the total (the same as in 2018).

58% of work permits were issued for a period of validity from 3 months to 1 year

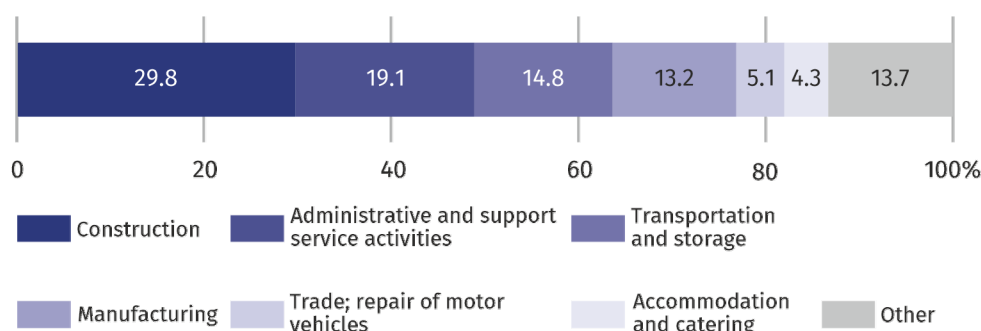
**Chart 3. Structure of work permits for foreigners by period of their validity in 2019**



In 2019, the most permits were issued to employers from the construction section (25.7 thousand), which accounted for 29.8% of total permits (compared to 28.4% in 2018). Relatively large percentage represented foreigners working in the field of administrative and support service activities (19.1%) as well as transportation and storage (14.8%).

The majority (30%) of work permits were issued in construction

**Chart 4. Structure of work permits for foreigners by selected PKD (NACE Rev.) sections in 2019**



According to the occupations and specializations classification, foreigners who obtained a work permit in Mazowieckie Voivodshp in 2019, most often worked as industrial workers and craftsmen – 40.2% (compared to 34.9% in 2018), workers performing elementary occupations – 22.7%(compared to 30.2% in 2018), as well as plant and machine operators and assemblers – 15.6% (compared to 15.5%).

Most (40%) of foreigners worked as industrial workers and craftsmen

**Table 2. Work permits for foreigners by selected major groups of the Occupations and Specializations Classification**

SPECIFICATION	2018	2019	
		in absolute numbers	in percent
<b>TOTAL</b>	<b>79670</b>	<b>86348</b>	<b>100.0</b>
of which	27798	34745	40.2
Industrial workers and craftsmen	24061	19629	22.7
Elementary occupations	12365	13456	15.6
Plant and machines operators and assemblers	3967	5590	6.5
Professionals	2963	4223	4.9
Technicians and other middle level personnel	3192	3727	4.3
Personal services and salespersons	3817	2994	3.5
Office clerks	940	1114	1.3
Managers	567	870	1.0

Prepared by:

**Statistical Office in Warszawa**  
**Director Zofia Kozłowska**

Tel.: (+48 22) 464 23 15

Prepared by:

**Statistical Information Centre**  
**Marcin Kałuski**

Tel.: (+48 22) 464 20 91

e-mail: [m.kaluski@stat.gov.pl](mailto:m.kaluski@stat.gov.pl)

**Press office**

Tel.: (+48 22) 464 20 91

e-mail: [m.kaluski@stat.gov.pl](mailto:m.kaluski@stat.gov.pl)



[warszawa.stat.gov.pl/en](http://warszawa.stat.gov.pl/en)



@Warszawa\_STAT

**Related information**

[Work permits for foreigners in Poland in 2018](#)

**Terms used in official statistics**

[Work permit for a foreigner](#)

[Foreigners](#)

