

Entities of the national economy in the REGON register in Warszawa. As of the end of 2023.

22 February 2024

↑ 105.2

Indices of the national economy entities y/y

At the end of 2023, there were 552771 entities of the national economy registered, i.e. by 5.2% more than a year before. In the total number of entities, natural persons conducting economic activity prevailed (54.9%). The majority of entities (19.3%) conducted professional, scientific and technical activities. Out of the total number of entities, the vast majority (91.4%) belonged to the private sector.

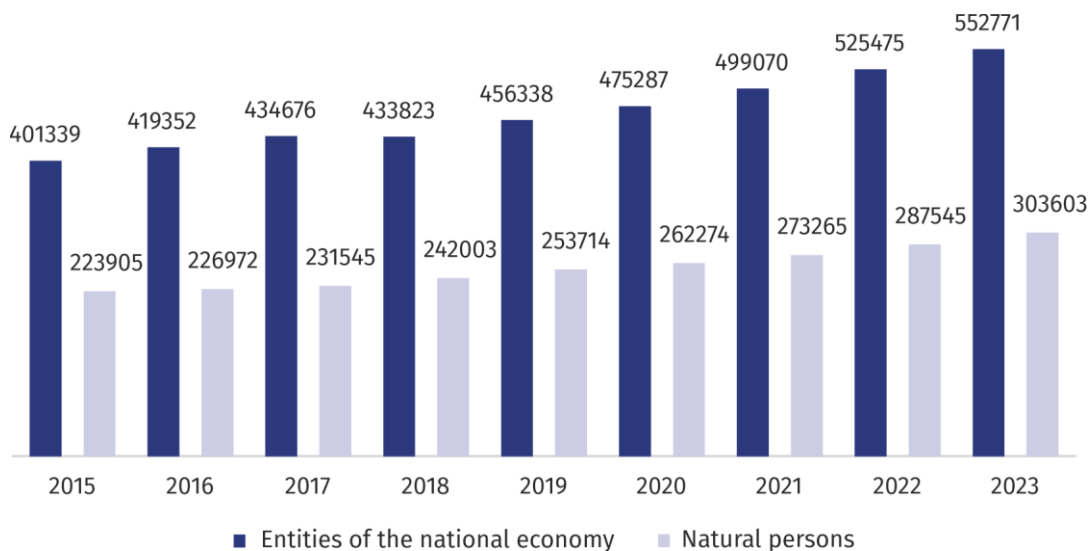
General characteristics of entities of the national economy

In m.st. Warszawa at the end of December 2023, there were 552771 entities of the national economy registered in the REGON register. They accounted for 54.7% of all entities in the Voivodship and 10.7% of all units registered in the country.

In comparison with the previous year, the number of entities in Warsaw increased by 5.2%, and compared to 2015 it was higher by 37.7%. The largest increase in relation to 2022 was recorded in the following districts: Wola (by 8.5%), Ursus (8.0%), Włochy (by 7.8%) and Białołęka (by 7.7%). The decrease was not recorded in any district.

Nearly 55% of the Voivodship's entities were registered in m.st. Warszawa

Chart 1. Entities of the national economy registered in the REGON register

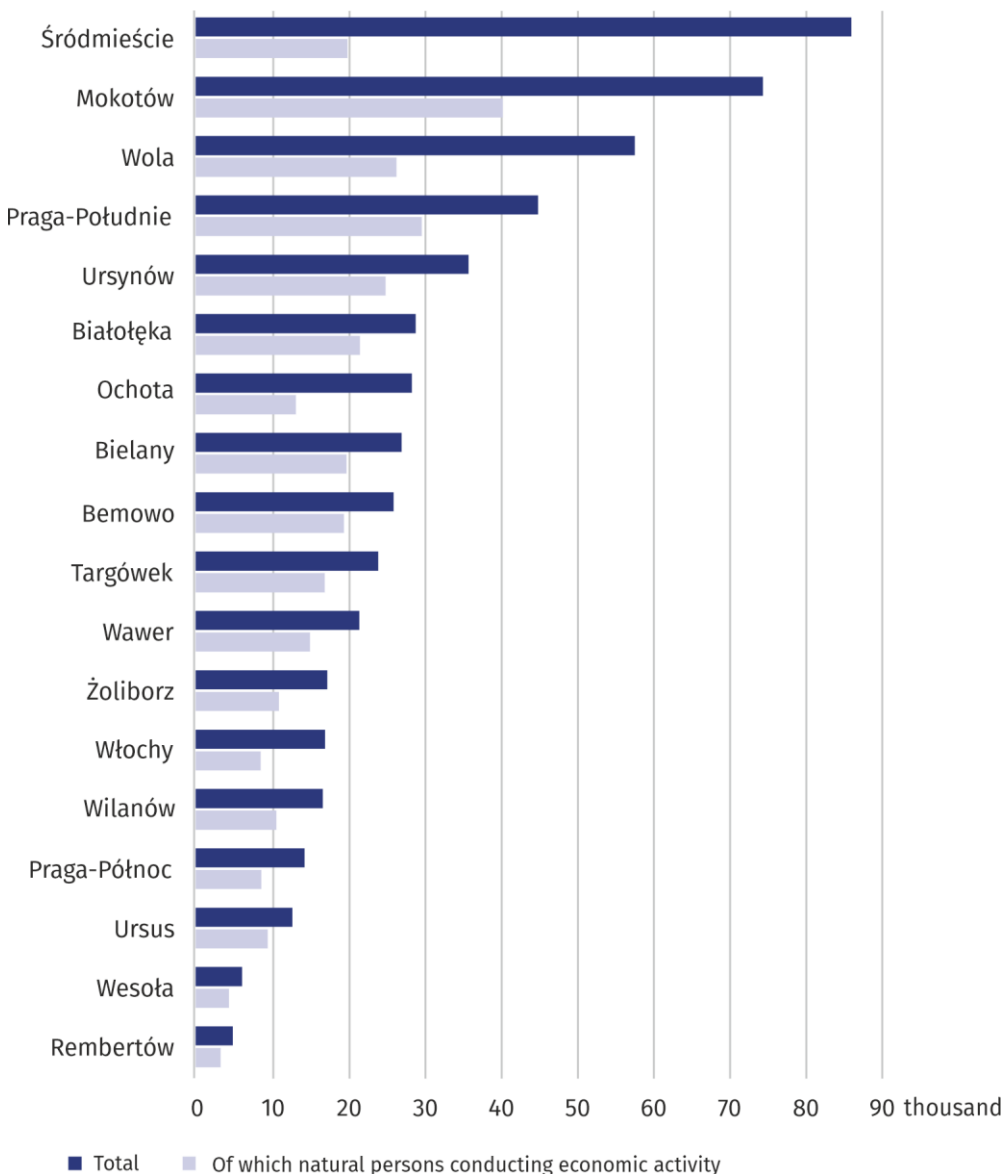


Out of the districts of m.st. Warszawa, most entities of the national economy were located: in Śródmieście (15.6%), Mokotów (13.5%) and Wola (10.4%). The smallest number of units was based in the following districts: Rembertów 0.9%, Wesoła 1.1%.

The vast majority 91.4% of the total number were private sector entities, whereas 4955 entities of the national economy were registered in the public sector.

The largest number of units were registered in the Śródmieście district, and the least in the Rembertów district

Chart 2. Entities of the national economy by districts of m.st. Warszawa in 2023



Entities of the national economy by legal status

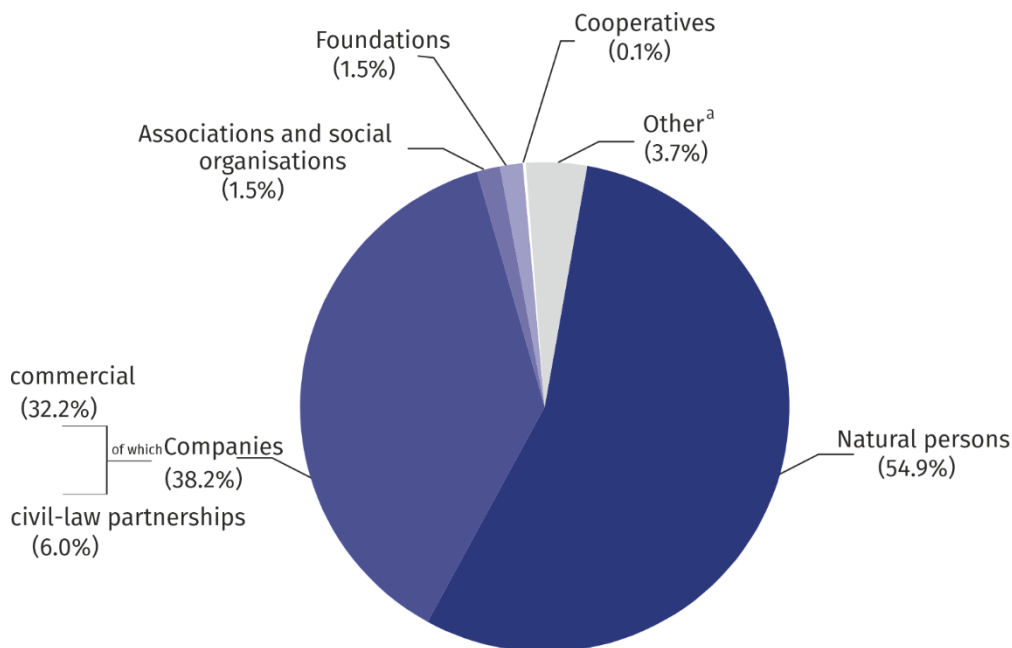
In m.st. Warszawa, the dominant organisational form of registered entities were natural persons conducting economic activity. As of 31 December 2023, their number amounted to 303603, i.e. by 5.6% more than in the previous year. The largest increase was recorded in the districts: Wola (by 9.2%), Włochy (by 9.0%) and Ursus (by 8.6%). No decrease in the number of natural persons was recorded in any district. The largest share of natural persons in the total number of entities was recorded in Bemowo (74.9%), while the smallest in Śródmieście district (23.2%).

The number of registered commercial companies amounted to 177826 and accounted for almost 79.8% of all commercial companies registered in Mazowieckie Voivodship. Over the year their number in the capital city increased by 5.9%. An increase was recorded in all districts, and the highest level was reached in Wola (by 9.0%), Ursus (by 8.9%) and Bemowo (by 8.7%).

Commercial companies were dominated by capital companies (92.4%) and they were mainly limited liability companies (90.1%). In the group of partnerships (7.6%), prevailed limited partnerships (4.5% of total partnerships) and unlimited partnerships (2.0%).

Most of the natural persons conducting economic activity were based in the Wola district

Chart 3. Structure of entities of the national economy by legal status in 2023



^a Including state owned enterprises.

At the end of December 2023, the number of registered civil law partnerships amounted to 33320, i.e. by 5 fewer than a year before. The highest decrease was recorded in the following districts: Bielany (by 2.3%), Praga-Północ (by 1.0%), Ochota and Targówek (a decrease by 0.5% each). The largest increase was recorded in the districts: Bemowo (by 3.2%), Rembertów (by 1.6%) and Żoliborz (by 0.6%).

The number of registered associations and social organisations amounted to 8236, which means an increase by 4.7% as compared to the previous year. The largest increase was recorded in the following districts: Ursus (by 12.7%), Włochy (by 10.3%) and Rembertów (by 8.3%). The decrease was not recorded in any district.

There were 8509 foundations in m.st. Warszawa, i.e. by 5.7% more than in December 2022. The largest increase was recorded in the following districts: Wesoła (by 11.3%), Wola (by 8.9%) and Targówek (by 8.5%). No decrease in the number of this form of entities was recorded in any district.

At the end of 2023, there were 829 cooperatives in the REGON register, i.e. by 10 units fewer compared to the previous year.

The number of state owned enterprises did not change compared to the previous year and at the end of December 2023 amounted to 7 units.

Entities of the national economy by kind of conducted activity

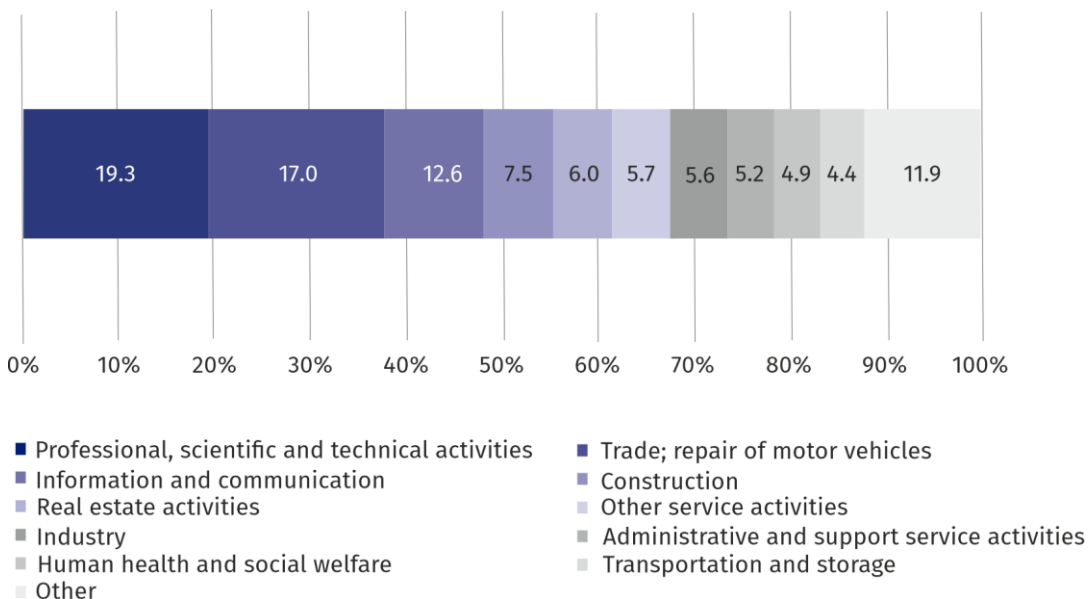
At the end of December 2023, the most numerous group of entities were units conducting activity in the field of: professional, scientific and technical activities (19.3%), trade; repair of motor vehicles (17.0%), information and communication (12.6%). The section of professional, scientific and technical activities was dominant in the districts: Bemowo, Białołęka, Mokotów, Bielany, Praga-Południe, Śródmieście, Ursynów, Wawer, Wilanów and Żoliborz. Whereas entities conducting activity in trade; repair of motor vehicles prevailed in the districts: Ochota, Białołęka, Praga-Północ, Rembertów, Targówek, Ursus, Wesoła and Włochy.

Compared to 2022, the number of entities of the national economy increased, among others, in the following sections: activities of households as employers and products-producing ac-

The most numerous group of entities according to the kind of conducted activity were units dealing with professional, scientific and technical activities

tivities of households for own use (by 20.0%), information and communication (by 12.1%), agriculture, forestry and fishing (by 11.3%) and electricity, gas, steam and air conditioning supply (by 10.5%).

Chart 4. Structure of entities of the national economy by PKD sections in 2023



Entities of the national economy by number of employed persons

In m.st. Warszawa, the vast majority of entities constituted units from the micro-enterprises group (i.e. entities with expected number of employees up to 9 persons), which accounted for 97.1% of total registered units. The share of small entities (with expected number of 10 to 49 employees) amounted to 2.2%, and medium-sized enterprises (50 to 249 employees) and large (with 250 and more employed persons), respectively 0.5% and 0.1%.

97% of all entities were micro-enterprises

Table 1. Entities of the national economy by expected number of employed persons

Specification	2022	2023
Total	525475	552771
9 and less	509641	536984
10-49	12290	12244
50-249	2772	2768
250 and more	772	775

Micro-enterprises most often operated in the following sections: professional, scientific and technical activities, trade; repair of motor vehicles, information and communication and construction.

In the group of small entities, apart from trade; repair of motor vehicles, units dealing with construction, industry and professional, scientific and technical activities also dominated. Among medium-sized entities, the following sections prevailed: trade; repair of motor vehicles, education and industry.

Large units operated mainly in the following sections: industry, trade; repair of motor vehicles, public administration and defence; compulsory social security and professional, scientific and technical activities.

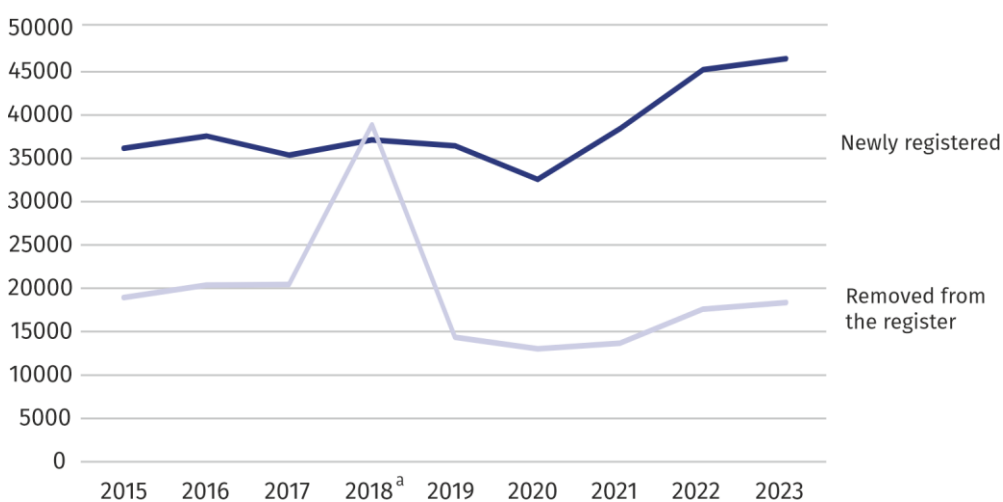
Entities of the national economy newly registered and removed from the register

Over the course of 2023, 46599 new entities of the national economy were registered in the REGON register, i.e. by 2.8% more than a year before. Among them, 29639 are natural persons conducting economic activity. Most new registrations were in the sections: information and communication (9405), professional, scientific and technical activities (9038), trade; repair of motor vehicles (5635) and construction (3780).

In comparison with 2022, the number of entities removed from the register increased (by 4.0%) and amounted to 18765 units, of which 12861 are natural persons conducting economic activity. The most removals from the register were recorded in the following sections: trade; repair of motor vehicles (3671), professional, scientific and technical activities (3412), information and communication (1913) and administrative and support service activities (1224).

There were 40 liquidated units per every 100 newly registered entities in 2023

Chart 5. Entities of the national economy newly registered and removed from the register



^a The increase in the number of entities deregistered in 2011 and 2018 was affected by the update of the REGON register based on information about deceased persons obtained from the PESEL register and an update based on information from the National Court Register on entities deleted from the National Court Register.

Entities of the national economy with suspended activity

At the end of December 2023, the number of entities with suspended activity per year was higher by 12.7% and amounted to 64458. Entities dealing with professional, scientific and technical activities were most likely to suspend their operations (15671), followed by trade; repair of motor vehicles (9862) and information and communication (8094).

Among the suspended entities according to legal status, the vast majority (84.7%) were natural persons. A significant part of the suspended entities among natural persons belonged to domestic natural persons (51298), and then to foreign natural persons (3277).

Domestic natural persons most often suspended their activities in the following sections: professional, scientific and technical activities (13563), trade; repair of motor vehicles (6841) and information and communication (6475).

Among foreign natural persons, the most frequently suspended activities were in the information and communication (590 units) and trade sections; repair of motor vehicles (472) and professional, scientific and technical activities (470).

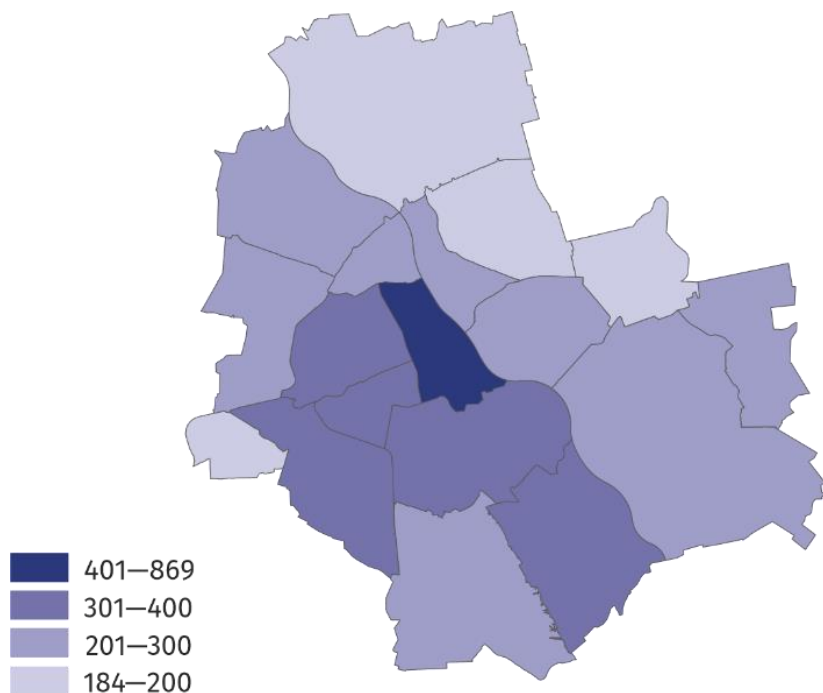
Entities of the national economy per 1000 population¹

In the capital city, there were 297 entities of the national economy registered in the REGON register per 1000 population (282 in the previous year).

The highest value of the indicator was achieved in the Śródmieście district (869), and the lowest in the following districts: Białołęka and Ursus (184 each), Targówek (195) and Rembertów (197).

Calculated per 1000 population, the number of registered entities amounted to 297

Map 1. Entities of the national economy per 1000 population in 2023



In case of quoting Statistics Poland data, please provide information: “Source of data: Statistics Poland”, and in case of publishing calculations made on data published by Statistics Poland, please include the following disclaimer: “Own study based on figures from Statistics Poland”.

¹ Population as of 30 June 2023.

Prepared by:
Statistical Office in Warszawa

Director Agnieszka Ajdyn
Phone: (+48 22) 464 23 15


Issued by:
Statistical Information Centre

Marcin Kałuski
Phone: (+48 22) 464 20 91

Press office


Phone: (+48 22) 464 20 91


e-mail: m.kaluski@stat.gov.pl


 www.warszawa.stat.gov.pl/en/

 [@Warszawa_STAT](https://twitter.com/Warszawa_STAT)

 [@UrządStatystycznyWarszawa](https://www.facebook.com/UrządStatystycznyWarszawa)

 [gus.stat](https://www.instagram.com/gus.stat)

 [głównyurządstatystycznygus](https://www.youtube.com/głównyurządstatystycznygus)

 [głównyurządstatystyczny](https://www.linkedin.com/głównyurządstatystyczny)

Related information

[Structural changes of groups of the national economy entities in the REGON register, 2022.](#)

Data available in databases

[Local Data Bank Entities](#)

[Number of entities in the REGON register \(tables\)](#)

[Entities of the national economy in Mazowieckie Voivodship](#)

Terms used in official statistics

[Entities of the national economy](#)

[Private sector](#)

[Public sector](#)

[Natural person conducting economic activity](#)

