

# Entities of the national economy in the REGON register in Warszawa. As of 2021.

23 February 2022

↑ 105.0

Dynamics of the number of entities of the national economy y/y

At the end of 2021, there were 499070 entities of the national economy registered, i.e. by 5.0% more than a year before. In the total number of entities, natural persons conducting economic activity prevailed (54.8%). The majority of entities (19.5%) conducted professional, scientific and technical activities, however the largest increase as compared to 2020 was recorded in the communication and information section (by 11.3%).

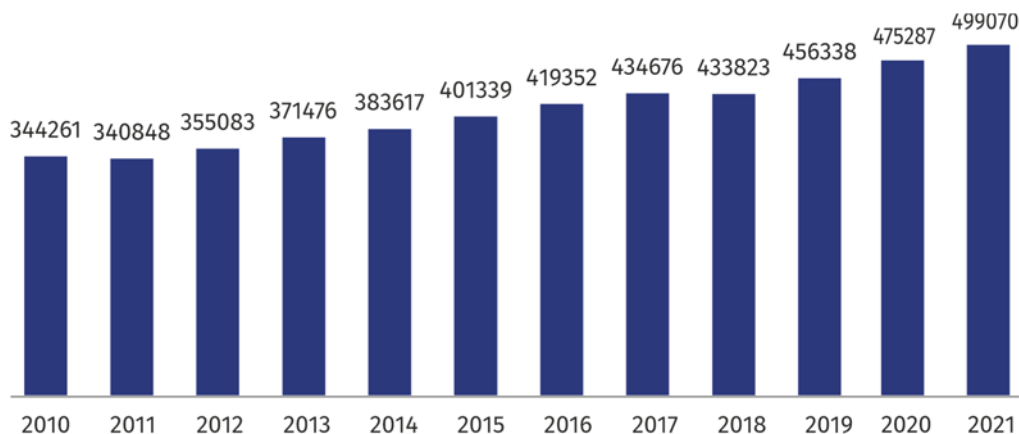
## General characteristics of entities of the national economy

In m.st. Warszawa at the end of December 2021, there were 499070 entities of the national economy registered in the REGON register. They accounted for 53.8% of all entities in the Voivodship and 10.3% of all units registered in the country.

In comparison with the previous year, the number of entities in Warsaw increased by 5.0%, and compared to 2010 it was higher by 45.0%. The largest increase in relation to 2020 was recorded in the following districts: Wola (by 7.3%), Wilanów (by 7.1%), Włochy (by 6.4%), Białołęka (by 6.1%). The decrease was not recorded in any district.

Nearly 54% of the Voivodship's entities were registered in m.st. Warszawa

Chart 1. Entities of the national economy registered in the REGON register

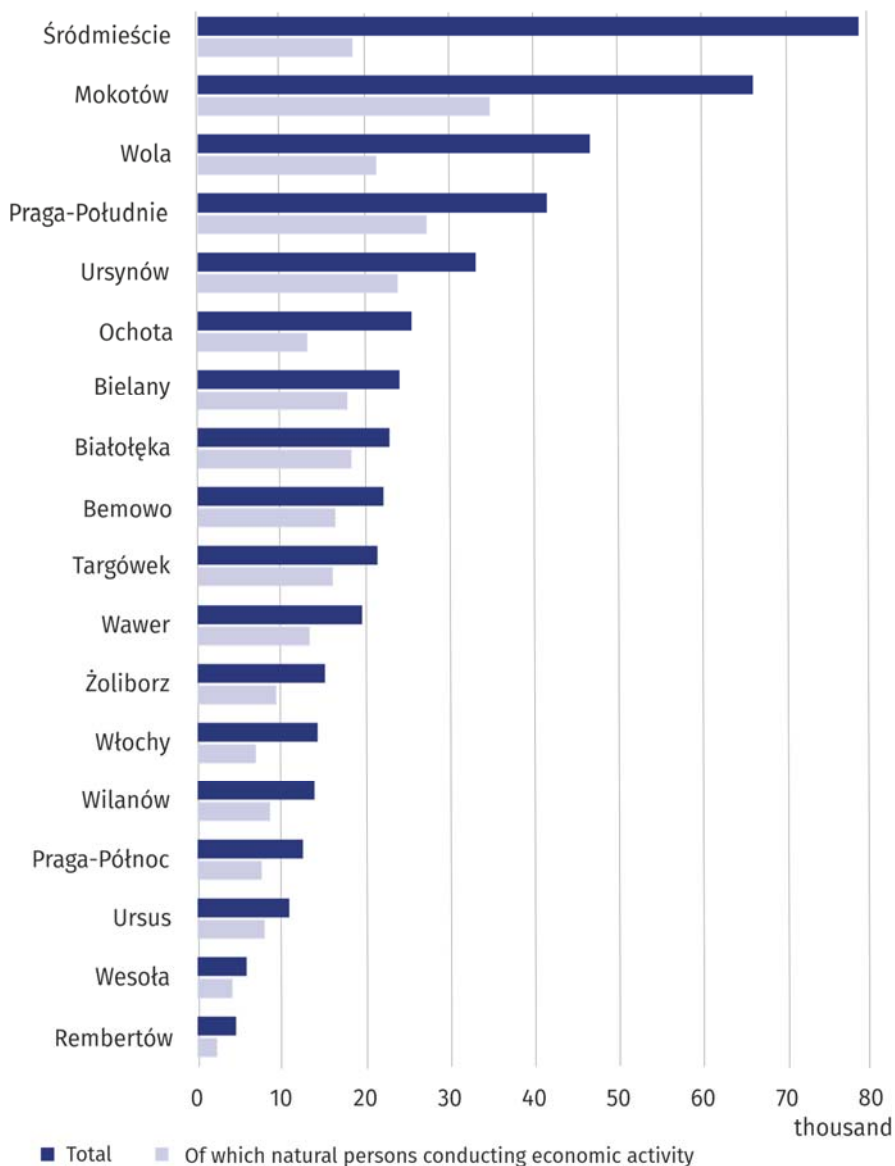


Out of the districts of the Capital City of In Warsaw, most entities of the national economy were located: in Śródmieście 16.0%, Mokotów 13.3%, Wola 9.8%. The smallest number of units was based in the following districts: Rembertów 0.9%, Wesoła 1.1%.

The vast majority 92.3% of the total number were private sector entities, whereas 4629 entities of the national economy were registered in the public sector.

Most of the units were registered in Śródmieście, while the least in Rembertów

**Chart 2. Entities of the national economy by districts of m.st. Warszawa in 2021**



### Entities of the national economy by legal status

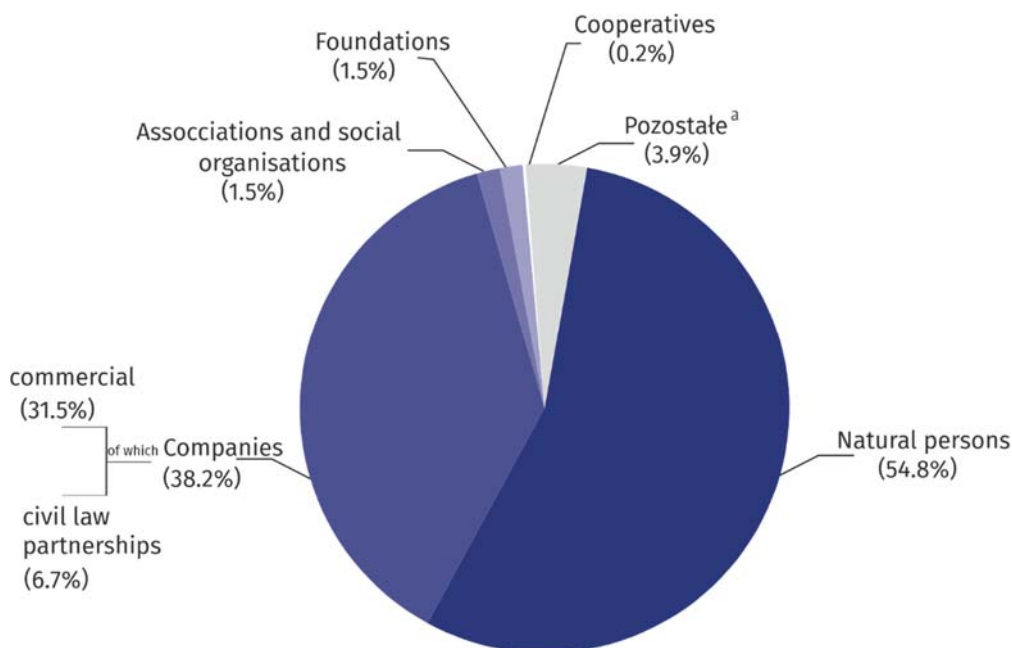
In m.st. Warszawa, the dominant organisational form of registered entities were natural persons conducting economic activity. As of 31 December 2021, their number amounted to 273265, i.e. by 4.2% more than in the previous year. The largest increase was recorded in the districts: Wola (by 6.6%), Wilanów (by 6.4%), Żoliborz (by 6.2%). No decrease in the number of natural persons was recorded in any district. The largest share of natural persons in the total number of entities was recorded in Bemowo (75.3%), while the smallest in Śródmieście district (22.8%).

The number of registered commercial companies amounted to 157181 and accounted for almost 80.0% of all commercial companies registered in Mazowieckie Voivodship. Over the year their number in the capital city increased by 8.0%. An increase was recorded in all districts, and the highest level was reached in Praga-Północ (an increase by 15.3%), Rembertów (by 15.1%), Białołęka (by 10.3%), Ursus (by 10.2%).

Commercial companies were dominated by capital companies (89.9%) and they were mainly limited liability companies (87.5%). In the group of partnerships (9.2%), prevailed limited partnerships (5.6% of total partnerships) and unlimited partnerships (2.4%).

Most of the natural persons conducting economic activity were based in the Wola district

**Chart 3. Structure of entities of the national economy by legal status in 2021**



<sup>a</sup> Including state owned enterprises.

At the end of December 2021, the number of registered civil law partnerships amounted to 33311, i.e. by 0.4% more than a year before. The highest increase was recorded in the following districts: Bielany (by 2.9%), Białołęka (by 2.4%), Wilanów (by 2.2%), Bemowo (by 2.0%). The largest decrease was recorded in the districts: Praga-Południe (a 0.8% decrease), Praga-Północ (by 0.6%).

The number of registered associations and social organisations amounted to 7547, which means an increase by 3.5% as compared to the previous year. The largest increase was recorded in the following districts: Wilanów (by 9.9%), Praga-Północ (by 6.9%). The decrease was recorded only in one district – Wesoła (by 1.3%).

There were 7473 foundations in m.st. Warszawa, i.e. by 4.7% more than in December 2020. The largest increase was recorded in the following districts: Targówek (by 9.7%), Włochy (by 8.9%). The decrease was recorded only in one district – Ursus (by 3.1%).

At the end of 2021, there were 839 cooperatives in the REGON register, i.e. by 5 more compared to the previous year.

The number of state owned enterprises decreased by 1 compared to the previous year and at the end of December amounted to 8 enterprises.

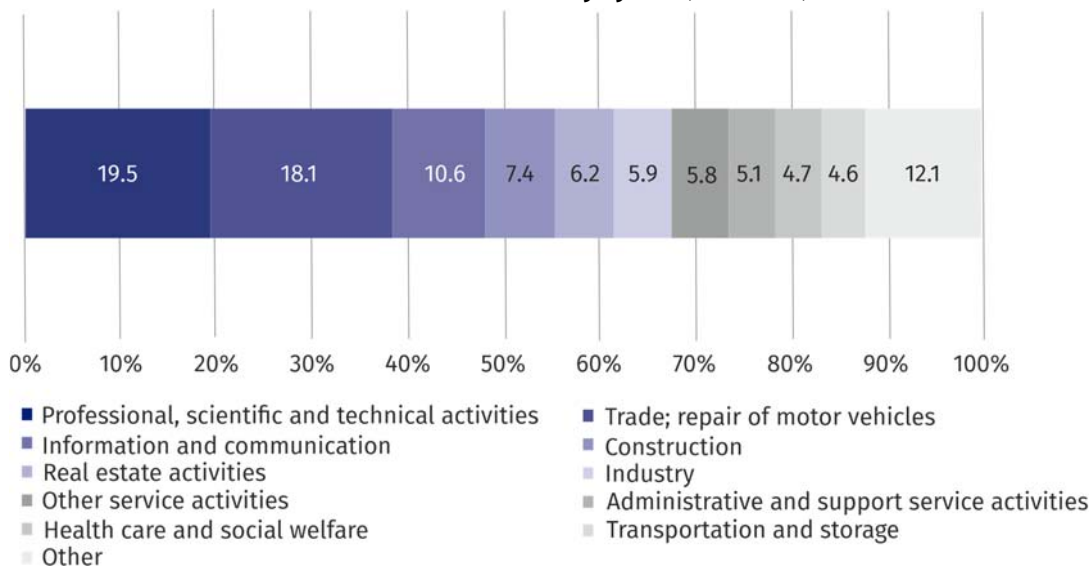
### Entities of the national economy by kind of conducted activity

At the end of December 2021, the most numerous group of entities were units conducting activity in the field of: professional, scientific and technical activities (19.5%), trade; repair of motor vehicles (18.1%), information and communication (10.6%). The section of trade; repair of motor vehicles was dominant in the following districts: Bielany, Praga-Północ, Rembertów, Targówek, Ursus, Wawer, Wesoła and Włochy. Whereas entities conducting professional, scientific and technical activities prevailed in the districts: Bemowo, Białołęka, Mokotów, Praga-Południe, Śródmieście, Ursynów, Wilanów, Wola and Żoliborz.

Compared to 2020, the number of entities of the national economy increased, among others, in the following sections: information and communication (by 11.3%), health care and social welfare (by 7.3%), accommodation and catering (by 6.4%), construction and education (by 6.1% each) and administrative and support service activities (by 6.0%).

The most numerous group of entities according to the kind of conducted activity were units dealing with professional, scientific and technical activities

**Chart 4. Structure of entities of the national economy by PKD (NACE Rev.) sections in 2021**



**Entities of the national economy by number of employed persons**

In m.st. Warszawa, the vast majority of entities constituted units from the micro enterprises group (i.e. entities with expected number of employees up to 9 persons), which accounted for 96.8% of total registered units. The share of small entities (with expected number of 10 to 49 employees) amounted to 2.5%, and medium-sized enterprises (expected number of 50 to 249 employees) and large (with 250 and more employed persons), respectively 0.6% and 0.2%.

Micro enterprises most often conducted activity in the following sections: professional, scientific and technical activities, trade; repair of motor vehicles, information and communication as well as construction. In the group of small enterprises, in addition to trade; repair of motor vehicles, units conducting activity in the field of industry, construction and professional, scientific and professional activities were also dominant. Among the medium-sized enterprises, the sections of industry and trade; repair of motor vehicles prevailed. Large units conducted their activities primarily in the following sections: industry, trade; repair of motor vehicles, public administration and defence: compulsory social security as well as professional, scientific and technical activities.

Nearly 97% of all entities were micro enterprises

**Entities of the national economy newly registered and deregistered**

In 2021, 38600 new entities of the national economy were registered in the REGON register, i.e. by 17.7% more than a year before. Among them, 22609 are natural persons conducting economic activity. Most new registrations were in the sections: professional, scientific and technical activities (8422), information and communication (6731), trade; repair of motor vehicles (4602) and construction (3085).

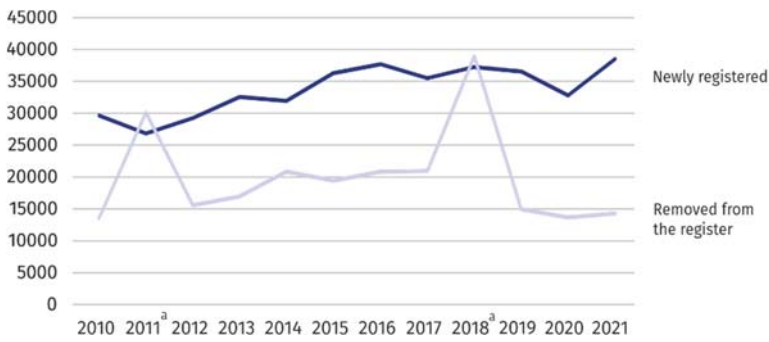
There were 37 liquidated units per every 100 newly registered entities in 2021

In comparison with 2020, the number of entities removed from the register increased (by 4.7%) and amounted to 14122 units, of which 10758 are natural persons conducting economic activity. The most removals from the register were recorded in the following sections: trade; repair of motor vehicles (2665), professional, scientific and technical activities (2569), information and communication (1325), transportation and storage (1159) and construction (1100).

**Entities of the national economy with suspended activity**

At the end of December 2021, the number of entities with suspended activity per year was higher by 10.0% and amounted to 48 713. Among these entities, the vast majority (85.4%) were natural persons conducting economic activity.

**Chart 5. Entities of the national economy newly registered and removed from the register**



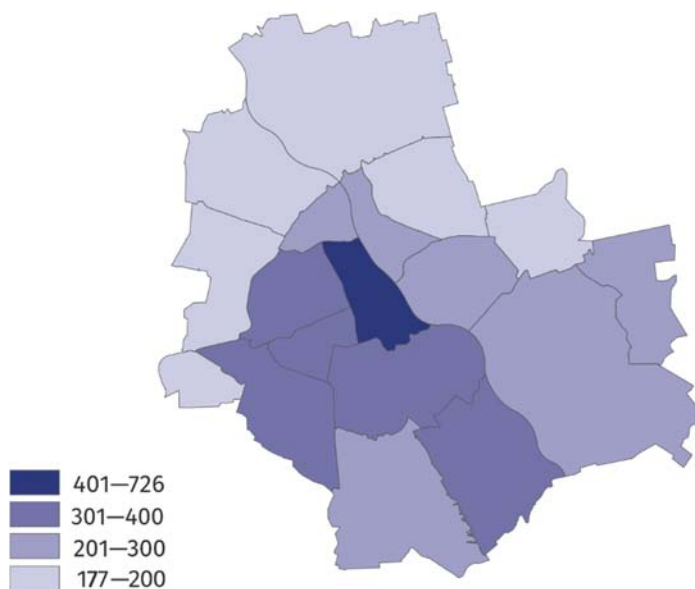
<sup>a</sup> The increase in the number of entities deregistered in 2011 and 2018 was affected by the update of the REGON register based on information about deceased persons obtained from the PESEL register and an update based on information from the National Court Register on entities deleted from the National Court Register.

**Entities of the national economy per 1 000 population<sup>1</sup>**

In the capital city, there were 265 entities of the national economy registered in the REGON register per 1000 population. This rate was the highest in the following districts: Śródmieście (726), and the lowest in: Ursus (177), Targówek (181), Rembertów (185).

Calculated per 1000 population, the number of registered entities amounted to 278

**Map 1. Entities of the national economy per 1000 population in 2021**



In the case of quoting data from the Statistics Poland, please provide information “Statistics Poland data source”, and in the case of publishing calculations made on data published by the Statistics Poland, provide information: “Own study on Statistics Poland data”.

<sup>1</sup> Population as of 30 June 2021.


Prepared by:  
**Statistical Office in Warszawa**  
**Director Zofia Kozłowska**  
Tel.: (+48 22) 464 23 15


Issued by:  
**Statistical Information Centre**  
**Marcin Kałuski**  
Tel.: (+48 22) 464 20 91

**Press office**


Tel.: (+48 22) 464 20 91


**e-mail:** [m.kaluski@stat.gov.pl](mailto:m.kaluski@stat.gov.pl)


 <https://warszawa.stat.gov.pl/en/>

 [@Warszawa\\_STAT](https://twitter.com/Warszawa_STAT)

 [@UrządStatystycznywWarszawie](https://www.facebook.com/UrządStatystycznywWarszawie)

 [gus.stat](https://www.instagram.com/gus.stat)

 [głównyurządstatystycznygus](https://www.youtube.com/głównyurządstatystycznygus)

 [głównyurządstatystyczny](https://www.linkedin.com/company/głównyurządstatystyczny)

**Related information**

[Structural changes of groups of the national economy entities in the REGON register, 2020](#)

**Data available in databases**

[Local Data Bank Entities](#)

[Number of entities in the REGON register \(tables\)](#)

**Terms used in official statistics**

[Entities of the national economy](#)

[Private sector](#)

[Public sector](#)

[Natural person conducting economic activity](#)

