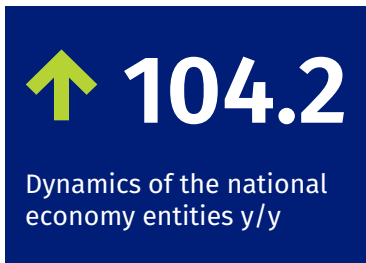


Entities of the national economy in the REGON register in m.st. Warszawa. As of end of 2020.

23 February 2021



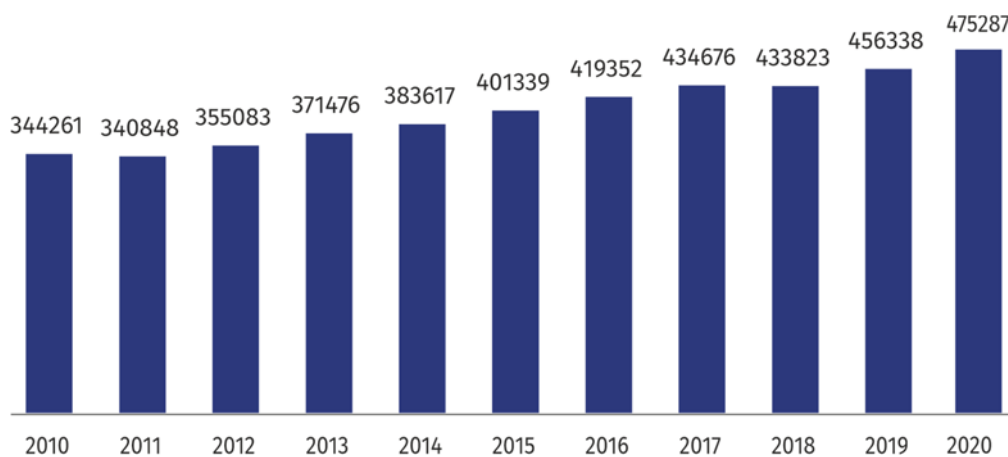
At the end of 2020, there were 475287 entities of the national economy registered, i.e. by 4.2% more than a year before. In the total number of entities, natural persons conducting economic activity prevailed (55.2%). The majority of entities (19.5%) conducted professional, scientific and technical activities, however the largest increase as compared to 2019 was recorded in the communication and information section (by 7.8%).

General characteristics of entities of the national economy

In m.st. Warszawa, at the end of December 2020, there were 475287 entities of the national economy registered in the REGON register. They accounted for 53.6% of all entities in the voivodship and 10.2% of all units registered in the country. In comparison with the previous year, the number of entities in Warsaw increased by 4.2%, and compared to 2010 it was higher by 38.1%. The largest increase in relation to 2019 was recorded in the following districts: Wilanów (by 6.6%), Białołęka (by 6.3%), Wola (by 5.4%), Włochy (by 4.9%), Żoliborz (by 4.8%). The decrease was not recorded in any district.

Nearly 54% of the voivodship's entities were registered in m.st. Warszawa

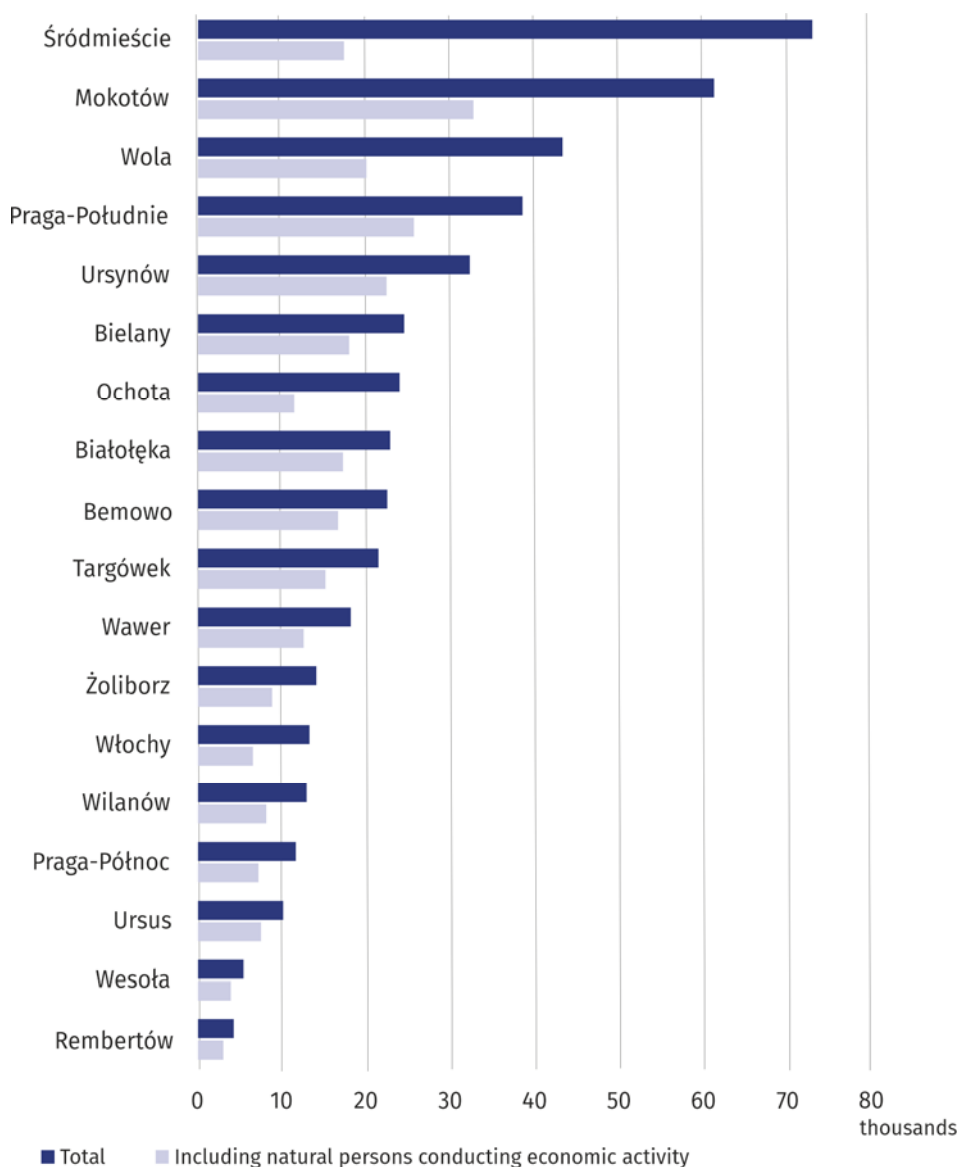
Chart 1. Entities of the national economy registered in the REGON register



Most entities of the national economy in the districts of Warsaw were located in: Śródmieście (75776) – 15.9%, Mokotów (63563) – 13.4%, Wola (45550) – 9.6%, Praga-Południe (39532) – 8.3% and in Ursynów (32977) – 6.9%. The smallest number of entities were located in the following districts: Rembertów (4400) – 0.9%, Wesoła (5575) – 1.2%, Ursus (10520) – 2.2% and Praga-Północ (12026) – 2.5%. The vast majority, that is 441832, i.e. 93.0% of the total number were private sector entities. There were 4578 entities of the national economy registered in the public sector.

Most of the units were registered in Śródmieście, while the least in Rembertów

Chart 2. Entities of the national economy by districts of m.st. Warszawa in 2020



Entities of the national economy by legal status

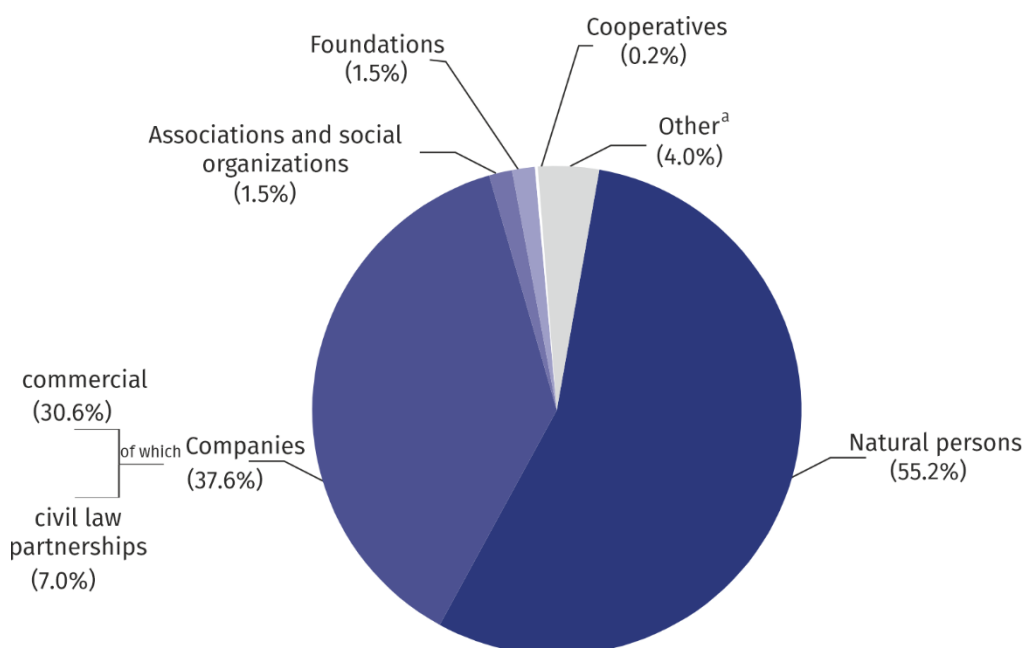
In m.st. Warszawa, the dominant organizational form of registered entities were natural persons conducting economic activity. As of 31 December 2020, their number amounted to 262274, i.e. by 3.4% more than in the previous year. The largest increase was recorded in the districts: Wilanów (by 7.0%), Białołęka (by 6.0%), Włochy (by 5.7%), Wola (by 6.0%). No decrease in the number of natural persons was recorded in any district. The largest share of natural persons in the total number of entities was recorded in Bemowo (75.5%), while the smallest in Śródmieście district (23.3%).

The number of registered commercial companies amounted to 145501 and accounted for almost 80.0% of all commercial companies registered in Mazowieckie Voivodship. Over the year their number in the capital city increased by 7.0%. An increase was recorded in all districts, and the highest level was reached in Rembertów (an increase by 13.9%), Białołęka (by 10.2%), Praga-Północ (by 9.9%), Żoliborz (by 9.6%), Ochota (by 8.6%).

Commercial companies were dominated by capital companies (89.9%) and they were mainly limited liability companies (87.5%). In the group of partnerships (10.1%), prevailed limited partnerships (6.5% of total partnerships) and unlimited partnerships (2.4%).

Most of the natural persons conducting economic activity were based in the Mokotów district

Chart 3. Structure of entities of the national economy by legal status in 2020



^a Including state owned enterprises.

At the end of December 2020, the number of registered civil law partnerships amounted to 33168, i.e. by 0.1% more than a year before. The highest increase was recorded in the following districts: Żoliborz (by 1.6%), Ursus (by 1.2%), Białołęka (by 1.0%), Wilanów (by 0.9%). The largest decrease was recorded in the districts: Mokotów (a 0.6% decrease) as well as Praga-Północ and Ursynów (by 0.5% each).

The number of registered associations and social organizations amounted to 7295, which means an increase by 2.5% as compared to the previous year. The largest increase was recorded in the following districts: Ursus (by 5.8%), Wawer (by 4.7%), Włochy (by 4.6%), Wola (by 4.4%), Targówek (by 4.2%). There was no decrease in any district.

There were 7135 foundations in m.st. Warszawa, i.e. by 4.9% more than in December 2019. The increase was recorded in all districts and the largest in: Wesoła (by 10.3%), Ursus (by 8.5%), Bemowo (by 8.1%), Wilanów (by 6.7%), Wawer (by 9.9%), Włochy and Białołęka (by 6.3% each).

At the end of 2020, there were 834 cooperatives in the REGON register, i.e. by 5 fewer compared to the previous year.

At the end of December 2019, the number of state owned enterprises (9) did not change compared to 2019.

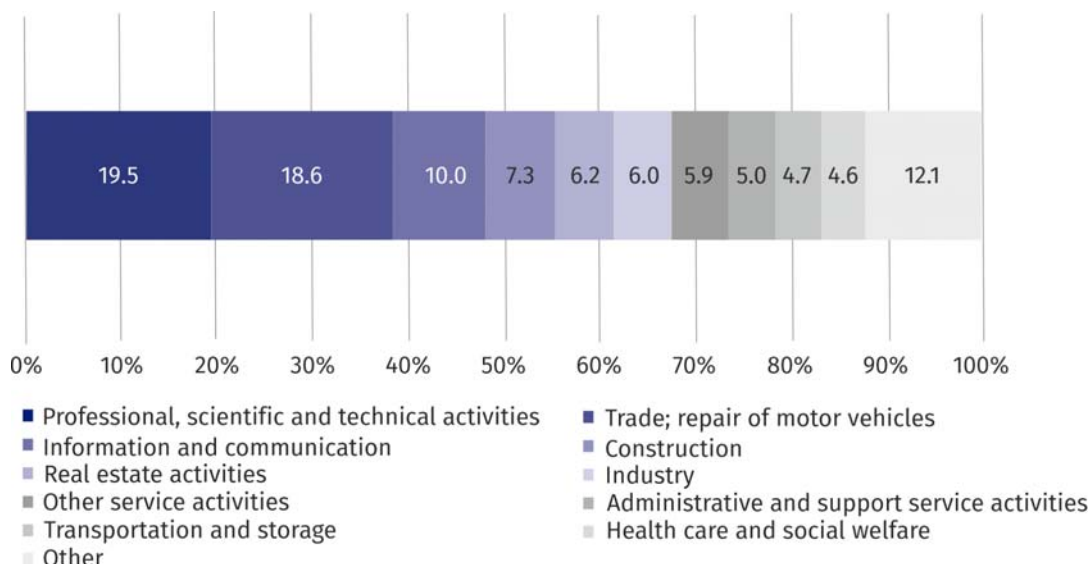
Entities of the national economy by kind of conducted activity

At the end of December 2020, the most numerous group of entities were units conducting activity in the field of: professional, scientific and technical activities (19.5%), trade; repair of motor vehicles (18.6%), information and communication (10.0%), construction (7.3%). The section of trade; repair of motor vehicles was dominant in most districts of Warsaw, except for Bemowo, Białołęka, Mokotów, Praga-Południe, Śródmieście, Ursynów, Wilanów and Żoliborz, where entities conducting professional, scientific and technical activities prevailed.

Compared to 2019, the number of entities of the national economy increased, among others, in the following sections: information and communication (by 7.8%), administrative and support service activities (by 7.2%), accommodation and catering (by 5.6%), arts, entertainment and recreation (by 5.5%) and health care and social welfare (by 5.4%).

The most numerous group of entities according to the kind of conducted activity were units dealing with professional, scientific and technical activities

Chart 4. Structure of entities of the national economy by PKD (NACE Rev.) sections in 2020



Entities of the national economy by number of employed persons

In m.st. Warszawa, the vast majority of entities constituted units from the micro enterprises group (i.e. entities with expected number of employees up to 9 persons), which accounted for 96.6% of total registered units. The share of small entities (with expected number of 10 to 49 employees) amounted to 2.6%, and medium-sized enterprises (expected number of 50 to 249 employees) and large (with 250 and more employed persons), respectively 0.6% and 0.2%.

Micro enterprises most often conducted activity in the following sections: professional, scientific and technical activities, trade; repair of motor vehicles, information and communication as well as construction.

In the group of small enterprises, in addition to trade; repair of motor vehicles, units conducting activity in the field of industry, construction and professional, scientific and professional activities were also dominant. Among the medium-sized enterprises, the sections of industry and trade; repair of motor vehicles prevailed. Large units conducted their activities primarily in the following sections: industry, trade; repair of motor vehicles, public administration and defence: compulsory social security as well as professional, scientific and technical activities.

Nearly 97% of all entities were micro enterprises

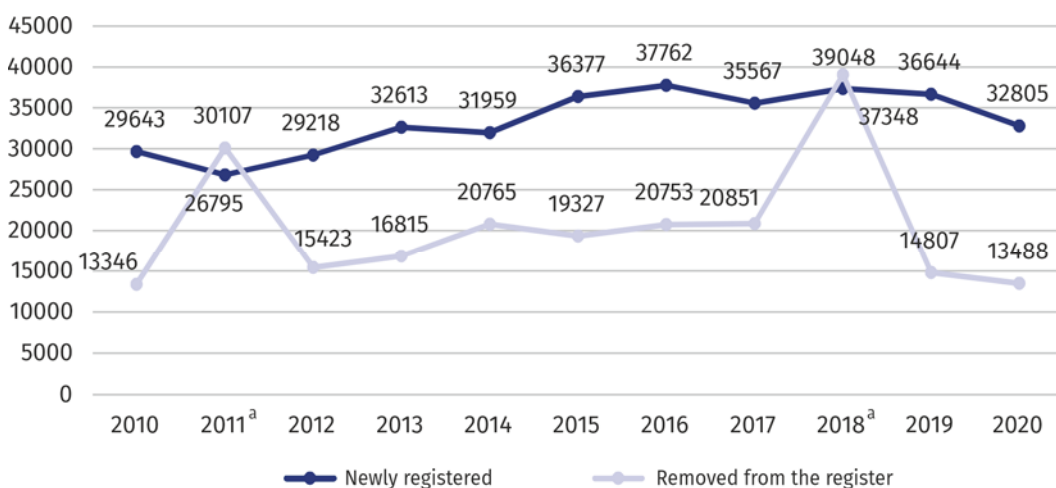
Entities of the national economy newly registered and deregistered

In 2020, 32805 new entities of the national economy were registered in the REGON register, i.e. by 10.5% less than a year before. Among them, 19035 are natural persons conducting economic activity. Most new registrations were in the sections: professional, scientific and technical activities (7377), information and communication (4839), trade; repair of motor vehicles (4294) and construction (2438).

In comparison with 2019, the number of entities removed from the register decreased (by 8.9%) and amounted to 13488 units, of which 10051 are natural persons conducting economic activity. The most removals from the register were recorded in the following sections: trade; repair of motor vehicles (2533), professional, scientific and technical activities (2436), information and communication (1183), transportation and storage (1119) and construction (1000).

There were 41 liquidated units per every 100 newly registered entities in 2020

Chart 5. Entities of the national economy newly registered and removed from the register



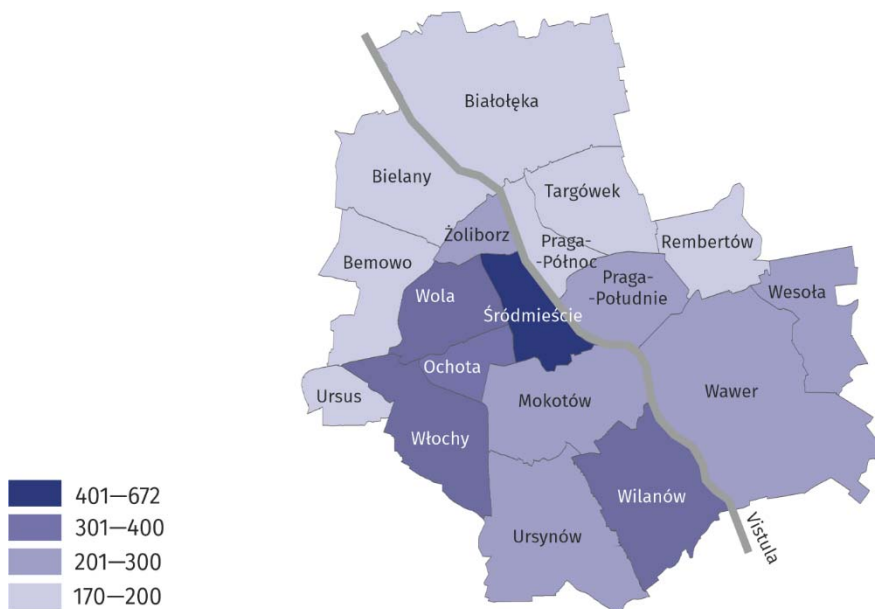
^a The increase in the number of entities deregistered in 2011 and 2018 was affected by the update of the REGON register based on information about deceased persons obtained from the PESEL register and an update based on information from the National Court Register on entities deleted from the National Court Register.

Entities of the national economy per 1 000 population ¹

In the capital city, there were 265 entities of the national economy registered in the REGON register per 1 000 population. This rate was the highest in the following districts: Śródmieście (672), and the lowest in: Ursus (170), Targówek (176), Rembertów (178) and Białołęka (182).

Calculated per 1 000 population, the number of registered entities amounted to 265

Map 1. Entities of the national economy per 1 000 population in 2020



In the case of quoting data from the Statistics Poland, please provide information “Statistics Poland data source”, and in the case of publishing calculations made on data published by the Statistics Poland, provide information: “Own study on Statistics Poland data”.

¹ Population as of 30 June 2019.

Prepared by:
Statistical Office in Warszawa
Director Zofia Kozłowska
Tel.: (+48 22) 464 23 15

Issued by:
Statistical Information Centre
Marcin Kałuski
Tel: (+48 22) 464 20 91
e-mail: m.kaluski@stat.gov.pl

Press office

Tel.: (+48 22) 464 20 91

e-mail: m.kaluski@stat.gov.pl



warszawa.stat.gov.pl/en/



[@Warszawa_STAT](https://twitter.com/Warszawa_STAT)

Related information

[Structural changes in the groups of the national economy entities in the REGON register, 2019](#)

Data available in databases

[Local Data Bank - Entities](#)

[Number of entities in the REGON register \(tables\)](#)

Terms used in official statistics

[Entities of the national economy](#)

[Private sector](#)

[Public sector](#)

[Natural person](#)

Evaluate
the study

