

Entities of the national economy in the REGON register in Warsaw capital city. As of end of 2019

21st February 2020

↑ 105.2

Dynamics of entities of the national economy

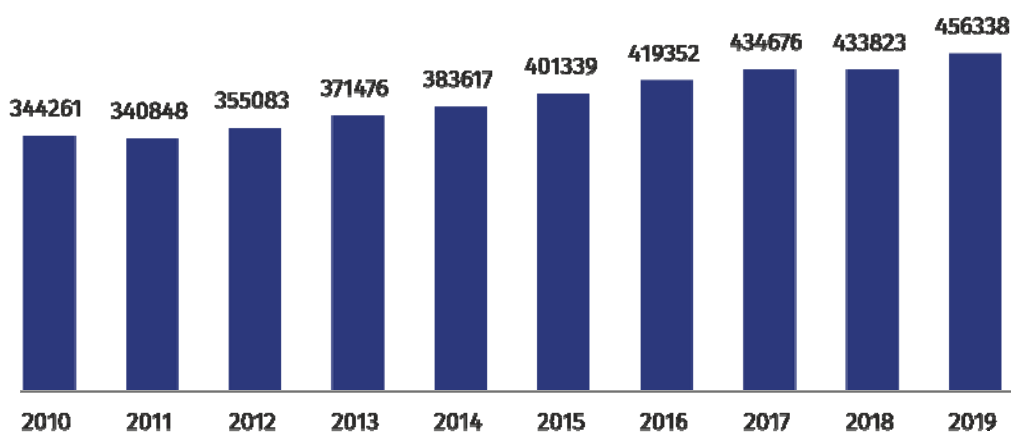
At the end of 2019, there were 456 338 entities of the national economy registered, i.e. by 5.2% more than a year before. In the total number of entities, natural persons conducting economic activity prevailed (55.6%). The majority of entities (19.4%) conducted professional, scientific and technical activities, however the largest increase as compared to 2018 was recorded in the communication and information section (by 9.6%).

General characteristics of entities of the national economy

In Warsaw capital city, at the end of December 2018, there were 456 338 entities of the national economy registered in the REGON register. They accounted for 53.4% of all entities in the voivodship and 10.1% of all units registered in the country. In comparison with the previous year, the number of entities in Warsaw increased by 5.2%, and compared to 2010 it was higher by 32.6%. The largest increase in relation to 2018 was recorded in the following districts: Wilanów (by 8.8%), Białołęka (by 7.8%), Ochota (by 6.6%), Żoliborz (by 5.5%), Wola (by 5.4%), Wawer (by 5.3%). The decrease was not recorded in any district.

Over 53% of the voivodship's entities were registered in Warsaw capital city

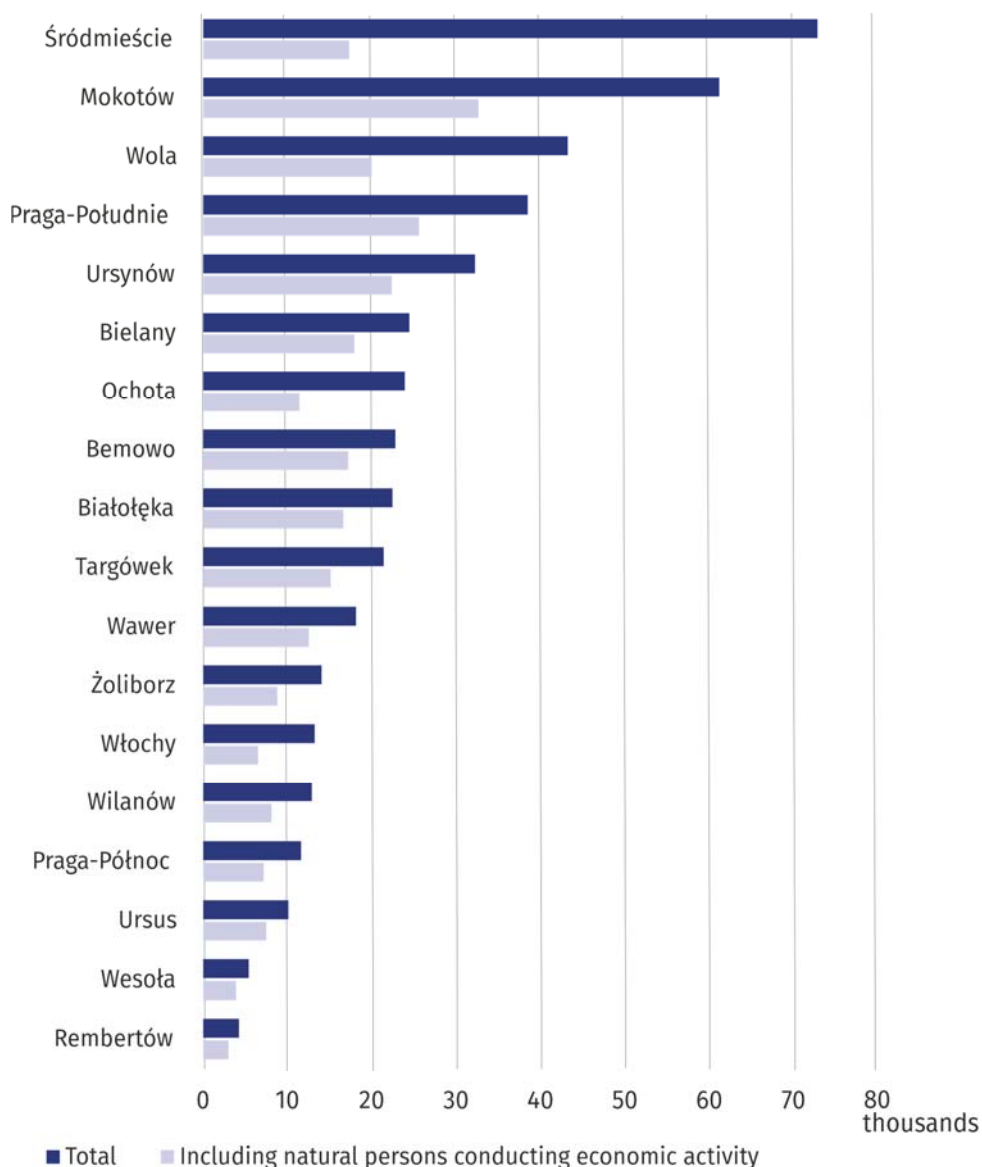
Chart 1. Entities of the national economy in the REGON register in 2010–2019



Most entities of the national economy in the districts of Warsaw were located in: Śródmieście (72 795) – 16.0%, Mokotów (61 145) – 13.4%, Wola (43 211) – 9.5% and in Praga-Południe (38 447) – 8.4%. The smallest number of entities were located in the following districts: Rembertów (4 252) – 0.9%, Wesoła (5 403) – 1.2%, Ursus (10 100) – 2.2% and Praga-Północ (11 590) – 2.5%. The vast majority, that is 426 583, i.e. 93.5% of the total number were private sector entities. There were 4 521 entities of the national economy registered in the public sector.

Most of the units were registered in Śródmieście, while the least in Rembertów

Chart 2. Entities of the national economy by districts of Warsaw in 2019



Entities of the national economy by legal status

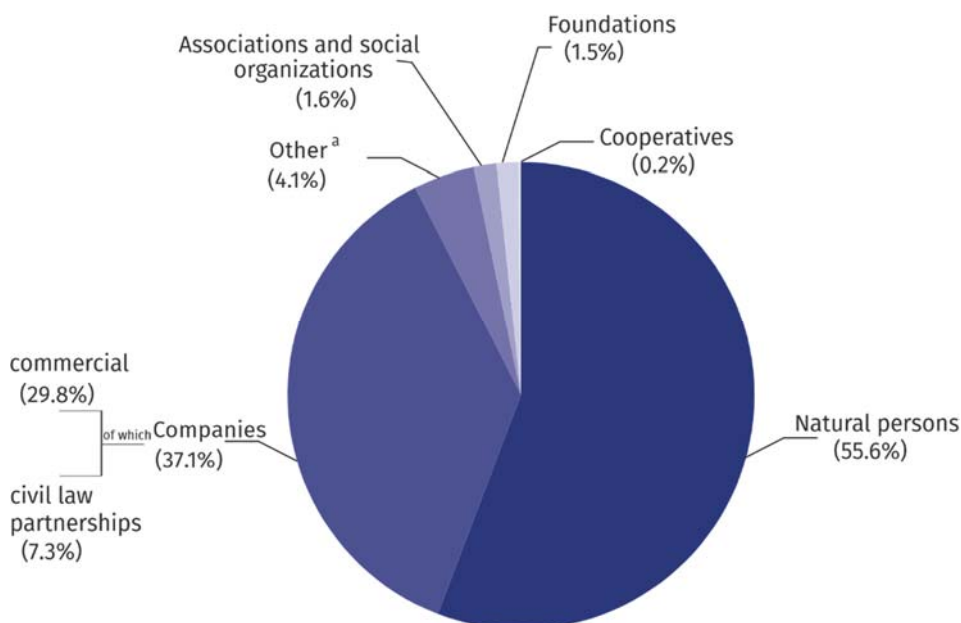
In Warsaw capital city the dominant organizational form of registered entities were natural persons conducting economic activity. As of 31 December 2019, their number amounted to 253 714, i.e. by 4.8% more than in the previous year. The largest increase was recorded in the districts: Wilanów (by 10.1%), Białołęka (by 8.2%), Włochy (by 6.3%), Wola (by 6.0%). No decrease in the number of natural persons was recorded in any district. The largest share of natural persons in the total number of entities was recorded in Bemowo (75.6%), while the smallest in Śródmieście district (23.8%).

The number of registered commercial companies amounted to 136 024 and accounted for almost 80% of all commercial companies registered in Mazowieckie Voivodship. Over the year their number in the capital city increased by 7.6%. An increase was recorded in all districts, and the highest level was reached in Ochota (an increase by 12.6%), Praga-Północ (by 10.0%), Białołęka (by 9.4%), Wesoła (by 8.6%), Targówek (by 8.4%).

Commercial companies were dominated by capital companies (89.7%) and they were mainly limited liability companies (87.1%). In the group of partnerships (10.3%), prevailed limited partnerships (6.5% of total partnerships) and unlimited partnerships (2.5%).

Most of the natural persons conducting economic activity were based in the Mokotów district

Chart 3. Structure of entities of the national economy by legal status in 2019



^a Including state owned enterprises.

At the end of December 2019, the number of registered civil law partnerships amounted to 32 139, i.e. by 0.8% more than a year before. The highest increase was recorded in the following districts: Ursus (by 2.7%), Włochy (by 2.3%), Wilanów (by 1.5%). A slight decrease was recorded in two districts Ursynów in Rembertów.

The number of registered associations and social organizations amounted to 7 119, which means an increase by 4.1% as compared to the previous year. The largest increase was recorded in the following districts: Wilanów (by 10.2%), Wawer (by 8.5%), Ursus (by 8.4%), Białołęka (by 7.4%). The decrease concerned only Rembertów (by 1.5%).

There were 6 802 foundations in Warsaw, i.e. by 5.9% more than in December 2018. The increase was recorded in all districts and the largest in: Wesoła (by 13.7%), Wilanów (by 10.7%), Wawer (by 9.9%), Bielany (by 9.0%), Żoliborz (by 8.8%), Białołęka (by 8.3%).

At the end of 2019, there were 839 cooperatives in the register, i.e. without changes compared to the previous year. The largest increase was recorded in the districts: Wola – by 3 cooperatives and Praga-Południe – by 2, whereas the largest decrease was recorded in the districts: Ursynów – by 3 units and Wilanów and Białołęka – both by 2.

At the end of December 2019, there were 9 state owned enterprises registered in the REGON register – by 1 fewer compared to the previous year.

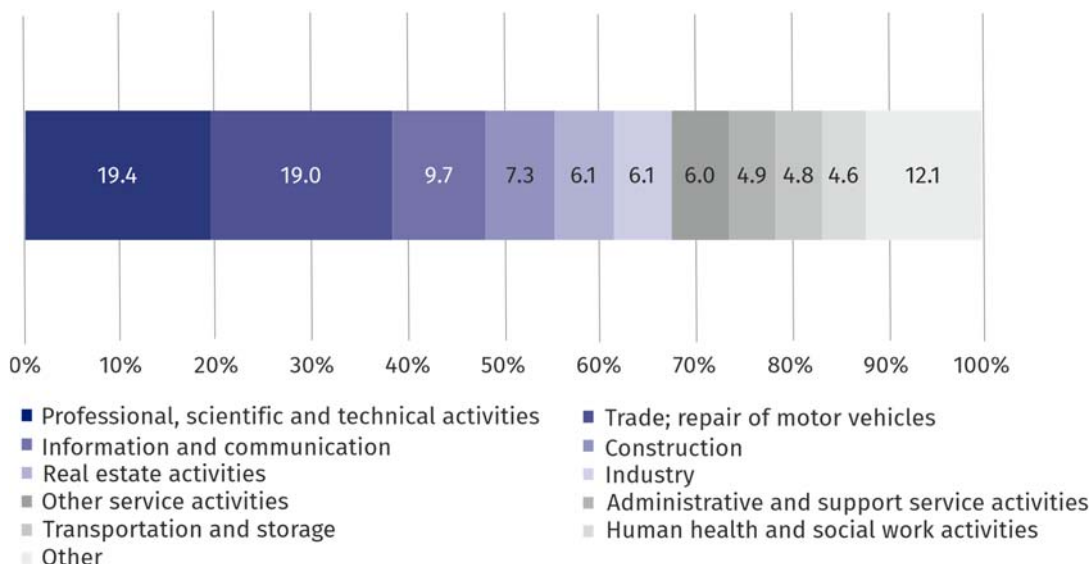
Entities of the national economy by kind of conducted activity

At the end of December 2019, the most numerous group of entities were units conducting activity in the field of: professional, scientific and technical activities (19.4%), trade; repair of motor vehicles (19.0%), information and communication (9.7%), construction (7.3%). The section of trade; repair of motor vehicles was dominant in most districts of Warsaw, except for Wilanów, Żoliborz, Ursynów, Mokotów, where entities conducting professional, scientific and technical activities prevailed.

Compared to 2018, the number of entities of the national economy increased, among others, in the following sections: information and communication (by 9.6%), administrative and support service activities (by 7.9%), arts, entertainment and recreation (by 6.5%), professional, scientific and technical activities (by 6.4%).

The most numerous group of entities according to the kind of conducted activity were units dealing with professional, scientific and technical activities

Chart 4. Structure of entities of the national economy by PKD (NACE Rev.) sections in 2019



Entities of the national economy by number of employed persons

In Warsaw capital city, the vast majority of entities constituted units from the micro enterprises group (i.e. entities with expected number of employees up to 9 persons), which accounted for 96.5% of total registered units. The share of small entities (with expected number of 10 to 49 employees) amounted to 2.7%, and medium-sized enterprises (expected number of 50 to 249 employees) and large (with 250 and more employed persons), respectively 0.6% and 0.2%.

Over 96% of all entities were micro enterprises

Micro enterprises most often conducted activity in the following sections: trade; repair of motor vehicles, professional, scientific and technical activities; information and communication as well as construction.

In the group of small enterprises, in addition to trade; repair of motor vehicles, units conducting activity in the field of industry, construction and professional activities were also dominant. Among the medium-sized enterprises, the sections of industry and trade; repair of motor vehicles prevailed. Large units conducted their activities primarily in the following sections: industry, trade; repair of motor vehicles, public administration and defence: compulsory social security as well as professional, scientific and technical activities.

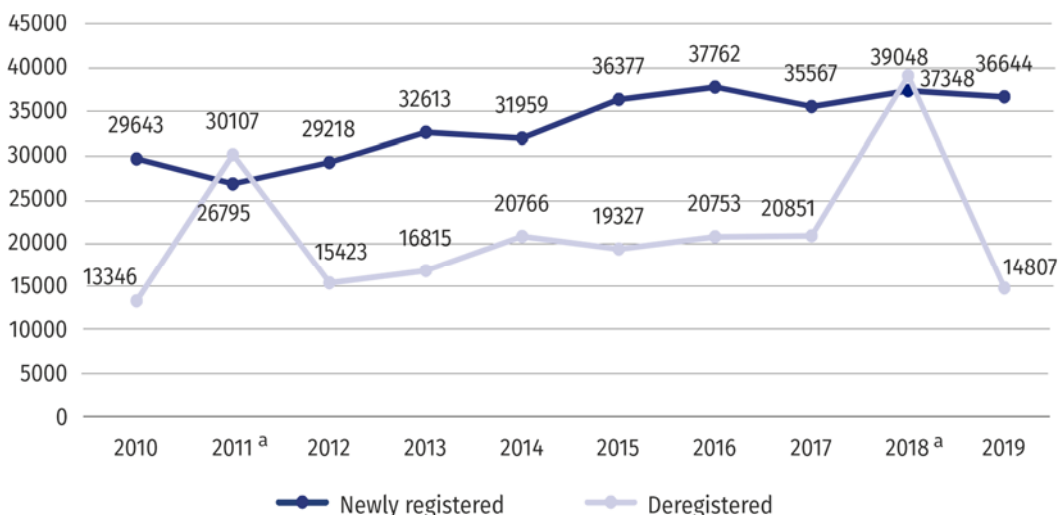
Entities of the national economy newly registered and deregistered

In 2019, 36 644 new entities of the national economy were registered in the REGON register, i.e. by 1.9% less than a year before. Among them, 22 146 are natural persons conducting economic activity. Most new registrations were in the sections: professional, scientific and technical activities (8 141), information and communication (5 239), trade; repair of motor vehicles (4 391) and construction (2 885).

There were 40 liquidated units per every 100 newly registered entities in 2019

In comparison with 2018, the number of entities removed from the register decreased (by 62.1%) and amounted to 14 807 units, of which 10 780 are natural persons conducting economic activity. The most deregistrations were recorded in the following sections: trade; repair of motor vehicles (2 989), professional, scientific and technical activities (2 715), information and communication (1 153), transportation and storage (1 118) and construction (1 117).

Chart 5. Entities of the national economy newly registered and deregistered in 2010-2019



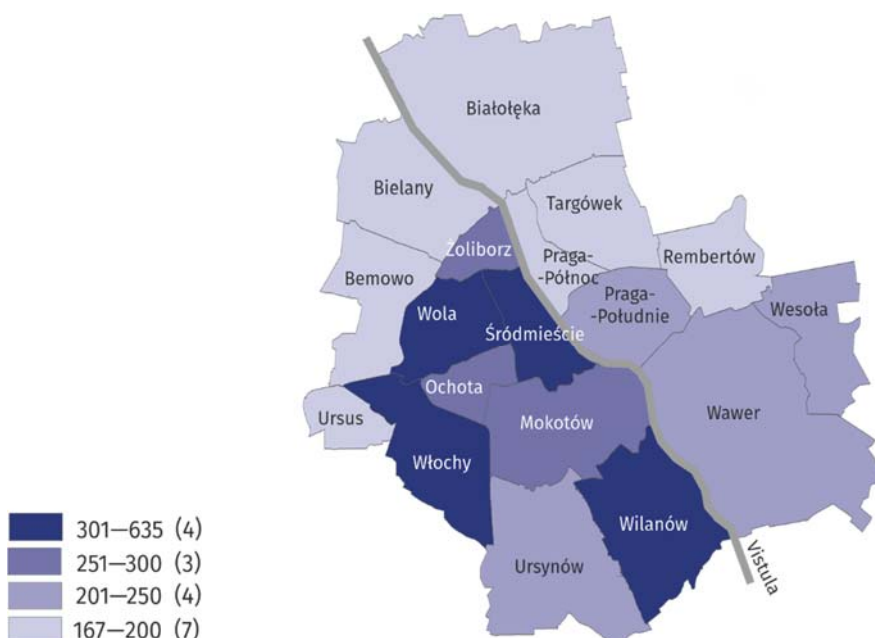
^a The increase in the number of entities deregistered in 2011 and 2018 was affected by the update of the REGON register based on information about deceased persons obtained from the PESEL register and an update based on information from the National Court Register on entities deleted from the National Court Register.

Entities of the national economy per 1 000 population¹

In the capital city, there were 256 entities of the national economy registered in the REGON register per 1 000 population. This rate was the highest in the following districts: Śródmieście (635), Wilanów (313) and Wola (306), and the lowest in: Ursus (167), Targówek (172), Rembertów (174) and Białołęka (177).

Calculated per 1 000 population, the number of registered entities amounted to 256

Map 1. Entities of the national economy per 1 000 population in 2019



Number of districts in the brackets.

¹ Population as of 30 June 2019

Prepared by:
Statistical Office in Warszawa
Director Zofia Kozłowska
Tel.: (+48 22) 464 23 15

Issued by:
Statistical Information Centre
Marcin Kałuski
Tel: (+48 22) 464 20 91
e-mail: m.kaluski@stat.gov.pl

Press office

Tel.: (+48 22) 464 20 91

e-mail: m.kaluski@stat.gov.pl



warszawa.stat.gov.pl/en



@Warszawa_STAT

Related information

[Structural changes of groups of the national economy entities in the REGON register](#)

Data available in databases

[Local Data Bank - Entities](#)

[Number of entities in the REGON register \(tables\)](#)

Terms used in official statistics

[Entities of the national economy](#)

[Private sector](#)

[Public sector](#)

[Natural person](#)

Evaluate
the study

