

# Entities of the national economy in the REGON register in the Capital City of Warsaw. As of end of 2018

22.02.2019

↓ 99.8

Indices of entities of the national economy

At the end of 2018, there were 433 823 entities of the national economy registered, i.e. by 0.2% less than a year before. In the total number of entities, natural persons conducting economic activity prevailed (55.8%). The majority of entities (19.6%) conducted activity in trade; repair of motor vehicles, however the largest increase as compared to 2017 was recorded in the communication and information section (by 7.1%). Throughout 2018, there were 105 liquidated units per every 100 newly registered entities.

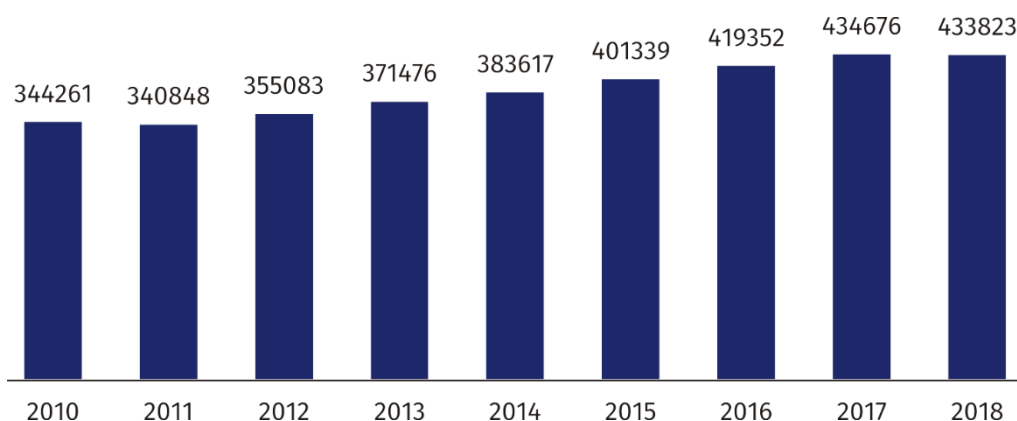
The largest increase in the number of entities compared to 2017 took place in the information and communication section (by 7.1%)

## General characteristics of entities of the national economy

In the Capital City of Warsaw, at the end of December 2018, there were 433 823 entities of the national economy registered in the REGON register. They accounted for 53.1% of all entities in the voivodship and 9.9% of all units registered in the country. In comparison with the previous year, the number of entities in the Capital City of Warsaw decreased by 0.2%, and compared to 2010 it was higher by 26.0%. The largest increase in relation to 2017 was recorded in the following districts: Wilanów (by 9.0%), Białołęka (by 5.3%), Wesoła (by 2.3%). The largest decrease was noted in the districts: Śródmieście (by 4.1%), Praga-Północ (by 2.8%), Praga-Południe (by 1.2%), Mokotów (by 1.0%).

Over 53% of the voivodship's entities were registered in the Capital City of Warsaw

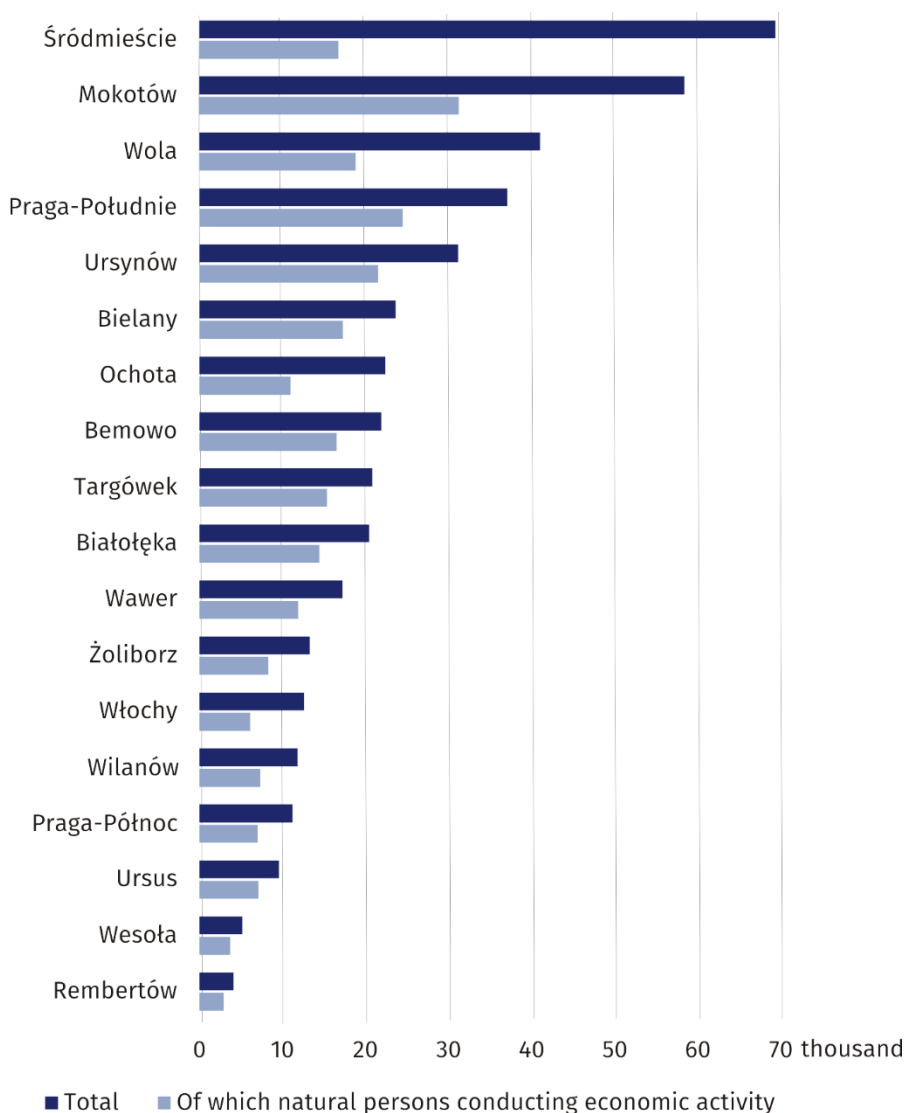
Chart 1. Entities of the national economy in the REGON register in 2010–2018



Most entities of the national economy in the districts of the Capital City of Warsaw were located in: Śródmieście (69 336) – 16.0%, Mokotów (58 400) – 13.5%, Wola (41 003) – 9.5% and in Praga-Południe (37 083) – 8.5%. The smallest number of entities were located in the following districts: Rembertów (4 133) – 1.0%, Wesoła (5 157) – 1.2%, Ursus (9 600) – 2.2% and Praga-Północ (11 206) – 2.6%. The vast majority, that is 407 531, i.e. 93.9% of the total number were private sector entities. There were 4 387 entities of the national economy registered in the public sector.

Most of the units were registered in Śródmieście, while the least in Rembertów

**Chart 2. Entities of the national economy by districts of the Capital City of Warsaw in 2018**



**Entities of the national economy by legal status**

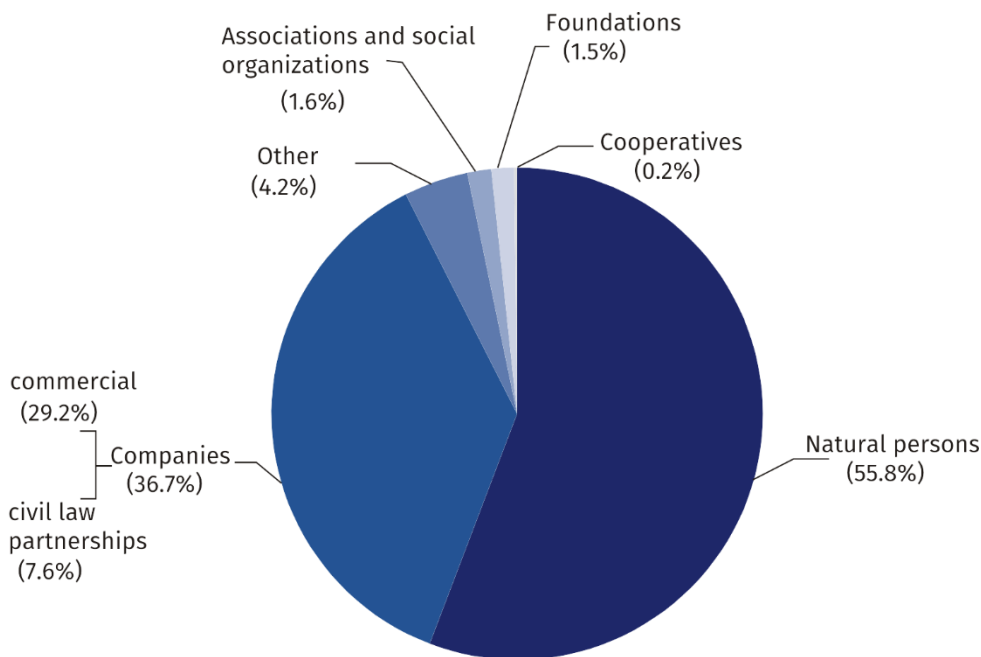
In the Capital City of Warsaw the dominant organizational form of registered entities were natural persons conducting economic activity. As of 31 December 2018, their number amounted to 242 003, i.e. by 4.5% more than in the previous year. The largest increase was recorded in the districts: Wilanów (by 12.0%), Białołęka i Żoliborz (both by 7.3%). No decrease in the number of natural persons was recorded in any district. The largest share of natural persons in the total number of entities was recorded in Bemowo (75.5%), while the smallest in Śródmieście district (24.1%).

The number of registered commercial companies amounted to 126 471 and accounted for almost 80% of all commercial companies registered in Mazowieckie voivodship. Over the year their number in the capital city decreased by 7.0%. The decrease, which was recorded in almost all districts, the highest level reached in Bielany (a decrease by 20.6%), Praga-Południe (by 17.0%), Praga-Północ (by 16.6%), Rembertów (by 15.1%). The increase (by 4.5%) was recorded in one district – Wilanów.

Commercial companies were dominated by capital companies (89.5%) and they were mainly limited liability companies (86.6%). In the group of partnerships (10.5%), prevailed limited partnerships (6.3% of total partnerships) and unlimited partnerships (2.7%).

Most of the natural persons conducting economic activity were based in the Mokotów district

**Chart 3. Structure of entities of the national economy by legal status in 2018**



At the end of December 2018, the number of registered civil law partnerships amounted to 32 880, i.e. by 0.4% more than a year before. The highest increase was recorded in the following districts: Białołęka (by 3.4%), Wilanów (by 1.3%) and Włochy and Żoliborz (both by 0.9%). A slight decrease was recorded in two districts: Wawer and Bielany.

The number of registered associations and social organizations amounted to 6 838, which means a decrease by 10.0% as compared to the previous year. The largest decrease was recorded in the following districts: Śródmieście (by 16.1%), Żoliborz (by 13.0%), Mokotów (by 12.2%), Włochy (by 11.0%). The increase concerned the districts: Wesola (by 7.1%), Wilanów (by 3.8%), Ursus (by 2.2%).

There were 6 423 foundations in the Capital City of Warsaw, i.e. by 8.5% less than in December 2017. The largest decrease was recorded in Śródmieście (by 13.9%), Praga-Północ (by 11.7%), Mokotów (by 11.4%), Bielany (by 10.3%), whereas the increase concerned the following districts: Wilanów (by 8.0%), Rembertów (by 6.3%), Białołęka (by 5.5%) and Wesola (by 4.1%).

At the end of 2018, there were 839 cooperatives in the register, i.e. by 45.9% less than a year before. The largest decrease was recorded in Rembertów (by 71.4%) and in Ursus and Wesola (both by 66.7%). No growth was recorded in any district.

At the end of December 2018, there were 10 state owned enterprises registered in the REGON register, which was a decrease by 80.4% compared to the previous year.

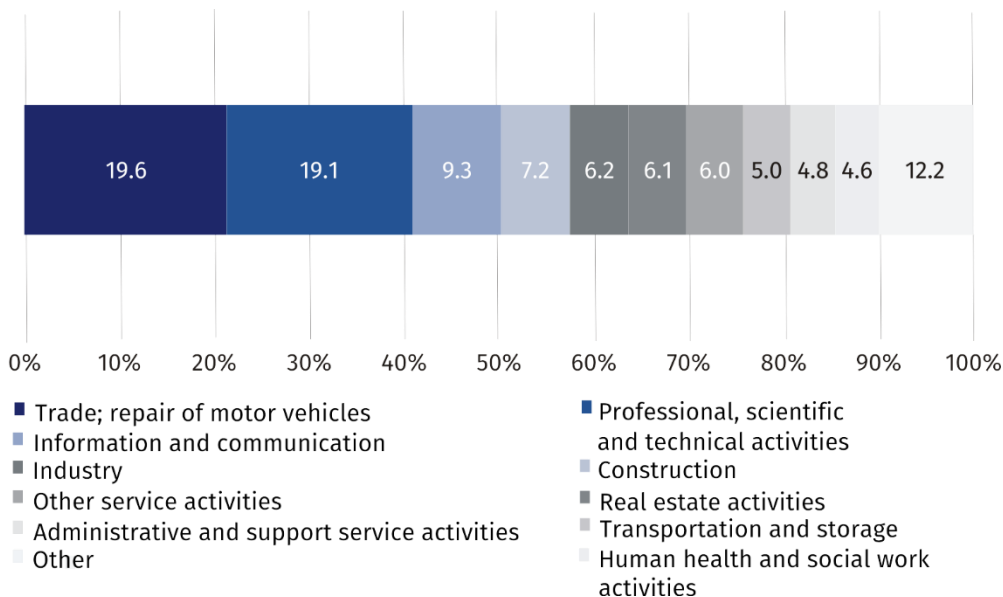
### Entities of the national economy by kind of conducted activity

At the end of December 2018, the most numerous group of entities were units conducting activity in the field of: trade; repair of motor vehicles (19.6%), professional, scientific and technical activity (19.1%), information and communication (9.3%), construction (7.2%). The section of trade; repair of motor vehicles was dominant in most districts of the Capital City of Warsaw, except for Wilanów, Żoliborz, Ursynów, Mokotów, where entities conducting professional, scientific and technical activities prevailed.

The most numerous group of entities according to the kind of conducted activity were units dealing in trade; repair of motor vehicles

Compared to 2017, the number of entities of the national economy increased, among others, in the following sections: information and communication (by 7.1%), education (by 5.7%), human health and social work activities (by 4.7%).

**Chart 4. Structure of entities of the national economy by PKD sections in 2018**



**Entities of the national economy by number of employed persons**

In the Capital City of Warsaw, the vast majority of entities constituted units from the micro enterprises group (i.e. entities with expected number of employees up to 9 persons), which accounted for 96.3% of total registered units. The share of small entities (with expected number of 10 to 49 employees) amounted to 2.9%, and medium-sized enterprises (expected number of 50 to 249 employees) and large (with 250 and more employed persons), respectively 0.6% and 0.2%.

Over 96% of all entities were micro enterprises

Micro enterprises most often conducted activity in the following sections: trade; repair of motor vehicles, professional, scientific and technical activities; information and communication as well as construction.

In the group of small enterprises, in addition to trade; repair of motor vehicles, units conducting activity in the field of industry, construction and professional, scientific and professional activities were also dominant. Among the medium-sized enterprises, the sections of industry and trade; repair of motor vehicles prevailed. Large units conducted their activities primarily in the following sections: trade; repair of motor vehicles, industry and sections related to arts, entertainment and recreation.

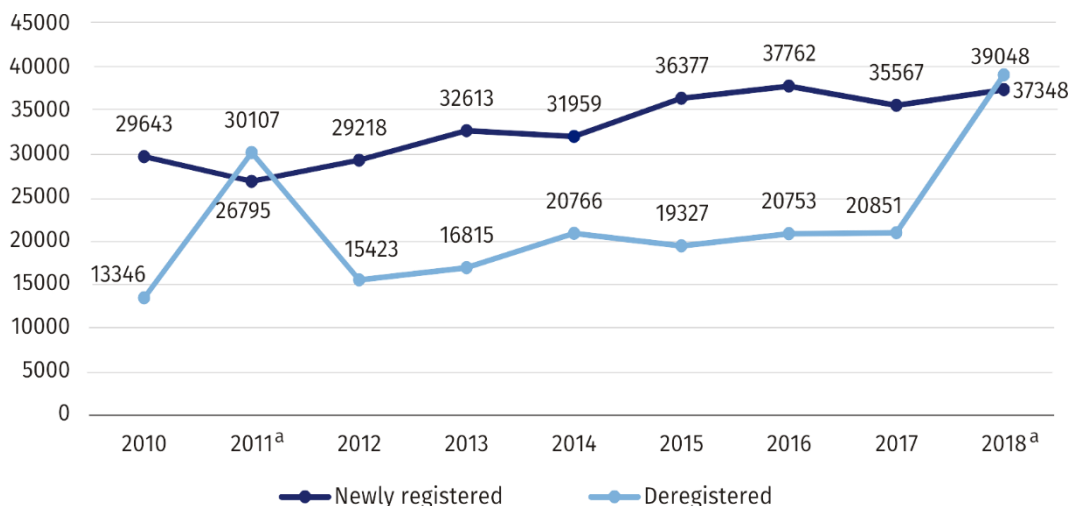
**Entities of the national economy newly registered and deregistered**

In 2018, 37 348 new entities of the national economy were registered in the REGON register, i.e. by 5.0% more than a year before. Most new registrations were recorded in the section of professional, scientific and technical activities (8 903).

There were 105 liquidated units per every newly registered entities in 2018

Compared to 2017, the number of entities removed from the register increased (by 87.3%) and amounted to 39 048 units. Most deregistration was recorded in the section of trade; repair of motor vehicles (12 053).

**Chart 5. Entities of the national economy newly registered and deregistered in 2010-2018**



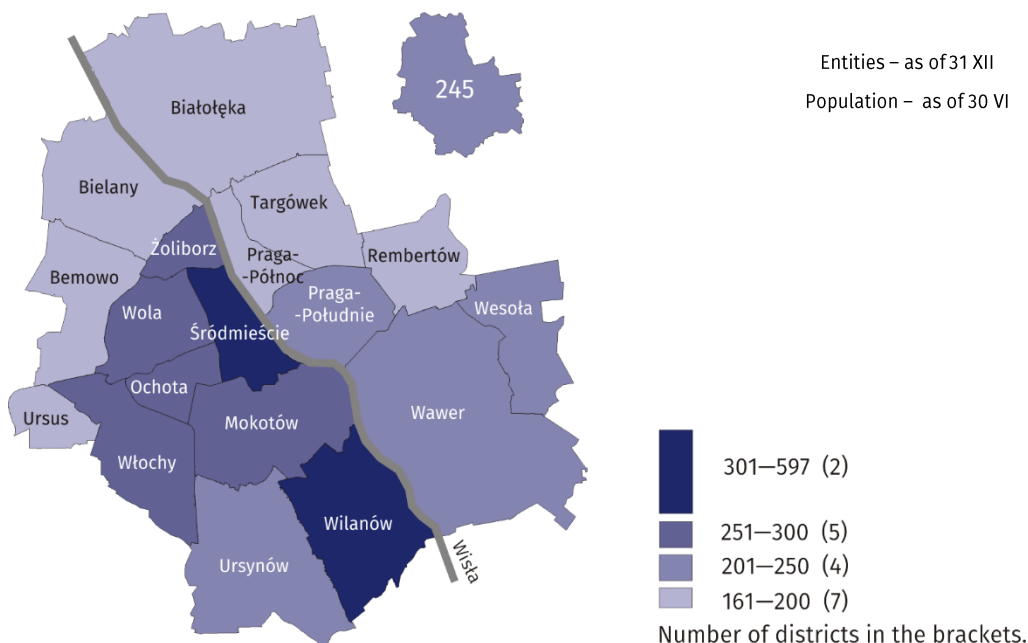
<sup>a</sup> The increase in the number of entities deregistered in 2011 and 2018 was affected by the update of the REGON register based on information about deceased persons obtained from the PESEL register and an update based on information from the National Court Register on entities deleted from the National Court Register.

**Entities of the national economy per 1 000 population**

In the capital city, there were 245 entities of the national economy registered in the REGON register per 1 000 population. This rate was the highest in the following districts: Śródmieście (597), Wilanów (306) and Włochy (298), and the lowest in: Ursus (161), Rembertów and Białołęka (both by 171).

Calculated per 1 000 population, the number of registered entities amounted to 245

**Map 1. Entities of the national economy per 1 000 population in 2018**



**Table 1. Entities of the national economy in the districts of the Capital City of Warsaw by selected legal status in 2018**

Specification	Grand total	state owned enterprises	Of which							
			total	companies					cooperatives	natural persons conducting economic activity
				of which			civil law partnerships			
				commercial						
				total	of which					
	joint stock	limited liability								
<b>Warsaw</b>	<b>433823</b>	<b>10</b>	<b>159365</b>	<b>126471</b>	<b>3436</b>	<b>109790</b>	<b>32880</b>	<b>839</b>	<b>242003</b>	
Bemowo	21912	–	4411	2625	37	2298	1786	19	16552	
Białołęka	20816	3	4291	3083	60	2615	1208	21	15367	
Bielany	23618	–	4889	2625	53	2249	2264	32	17285	
Mokotów	58400	–	22399	17888	533	15363	4509	126	31220	
Ochota	22409	–	9431	7945	178	7003	1485	72	10995	
Praga-Południe	37083	–	9773	6157	174	5136	3615	88	24490	
Praga-Północ	11206	1	3112	1936	61	1691	1176	25	7011	
Rembertów	4133	1	879	506	7	431	373	2	2951	
Śródmieście	69336	2	44397	40009	1215	35020	4388	152	16721	
Targówek	20435	–	5133	3297	53	2896	1835	21	14466	
Ursus	9600	–	2042	1365	26	1174	676	12	7089	
Ursynów	31156	–	8081	5912	139	5037	2166	97	21506	
Wawer	17215	–	4327	2849	47	2397	1478	25	11919	
Wesoła	5157	–	1093	723	6	607	370	1	3725	
Wilanów	11833	–	3843	3387	127	2833	453	10	7346	
Włochy	12623	1	5608	4461	147	3822	1146	12	6134	
Wola	41003	2	19183	16297	444	14375	2885	78	18823	
Żoliborz	13294	–	4054	2987	76	2537	1067	43	8310	

**Table 2. Entities of the national economy in the districts of the Capital City of Warsaw by selected PKD sections in 2018**

Specification	Total	Of which							
		industry	construction	trade; repair of motor vehicles	transportation and storage	Information and communication	real estate activities	professional, scientific and technical activities	human health and social work activities
<b>Warsaw</b>	<b>433823</b>	<b>26916</b>	<b>31362</b>	<b>85182</b>	<b>21495</b>	<b>40396</b>	<b>26478</b>	<b>82990</b>	<b>19746</b>
Bemowo	21912	1315	1531	4363	1405	2171	852	4140	1332
Białołęka	20816	1255	1619	3742	1131	2046	1044	3896	1167
Bielany	23618	1589	1752	4894	1583	2027	1060	4170	1313
Mokotów	58400	3282	3771	10326	2501	6143	3990	12625	2662
Ochota	22409	1239	1542	4479	1083	2143	1456	4198	1061
Praga-Południe	37083	2262	2612	7365	2111	3238	2471	6867	2011
Praga-Północ	11206	695	1007	2456	804	765	644	1654	380
Rembertów	4133	367	389	975	282	227	216	555	222
Śródmieście	69336	3979	4725	13242	1993	5662	5787	13751	1632
Targówek	20435	1579	1941	4788	1826	1413	734	2821	743
Ursus	9600	656	782	2082	683	960	432	1505	457
Ursynów	31156	1771	1942	5446	1286	3677	1405	6843	1983
Wawer	17215	1612	1357	3739	819	1260	786	2969	1142
Wesoła	5157	430	490	1045	242	390	298	794	337
Wilanów	11833	592	722	1659	273	1307	903	3186	728
Włochy	12623	934	961	3070	821	1076	840	2020	440
Wola	41003	2451	3144	8387	2076	4331	2748	7395	1344
Żoliborz	13294	709	821	2185	482	1310	719	3251	779

Prepared by:  
**Mazovian Centre for Regional Surveys**  
**Statistical Office in Warszawa**  
**Edyta Błaszczak**  
Tel: 25 633 90 60 w. 6101  
e-mail: [e.blaszczak@stat.gov.pl](mailto:e.blaszczak@stat.gov.pl)

Issued by:  
**Statistical Information Centre**  
**Marcin Kałuski**  
Tel: 22 464 20 91  
e-mail: [m.kaluski@stat.gov.pl](mailto:m.kaluski@stat.gov.pl)

Translated by:  
**Agnieszka Gromek-Żukowska**  
Tel: 22 464 22 42  
e-mail: [a.gromek-zukowska@stat.gov.pl](mailto:a.gromek-zukowska@stat.gov.pl)

**Press office**  
tel.: 22 464 20 91  
e-mail: [m.kaluski@stat.gov.pl](mailto:m.kaluski@stat.gov.pl)



[warszawa.stat.gov.pl/en](http://warszawa.stat.gov.pl/en)



@Warszawa\_STAT

#### Related information

[Structural changes of groups of the national economy entities in the REGON register, 1 half of 2018](#)

#### Data available in databases

[Local Data Bank entities](#)

#### Terms used in official statistics

[entities of the national economy](#)

[private sector](#)

[public sector](#)

[natural person](#)

**Evaluate**  
the study

