

# Entities of the national economy in the REGON register in the Capital City of Warsaw. As of the end of 2017

19.03.2018



At the end of 2017, 434676 entities were registered in the national economy, i.e. by 3.7% more than in the previous year. In the total number of entities dominated natural persons conducting economic entity (53.3%). The largest number of entities (21.3%) dealt with trade; repair of motor vehicles, however the largest increase compared to 2016 was noted in the section information and communication (by 9.5%). Throughout 2017, there were 59 liquidated units per every 100 newly registered entities.

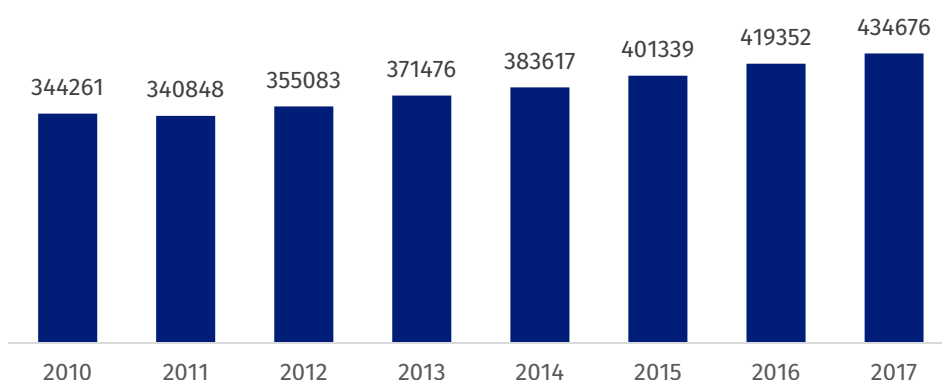
The largest increase in the number of entities in relation to 2016 (9.5%) was in the section information and communication.

## General characteristics of entities of the national economy

In the Capital City of Warsaw at the end of 2017, 434676 entities of the national economy were registered in the REGON register. They accounted for 53.7% of total voivodship's collection and 10.1% of all units registered in the country. In comparison with the previous year, the number of entities in the Capital City of Warsaw increased by 3.7%, and in comparison with 2010 it was higher by 26.3%. The number of entities increased the most in the districts: Wilanów (by 11.2%), Ochota (by 6.4%), Żoliborz (by 5.2%), Włochy (by 4.8%) and Śródmieście (by 4.7%). There was no decrease in the number of entities in any district.

Over 53% of entities of voivodship's collection were registered in the Capital City of Warsaw

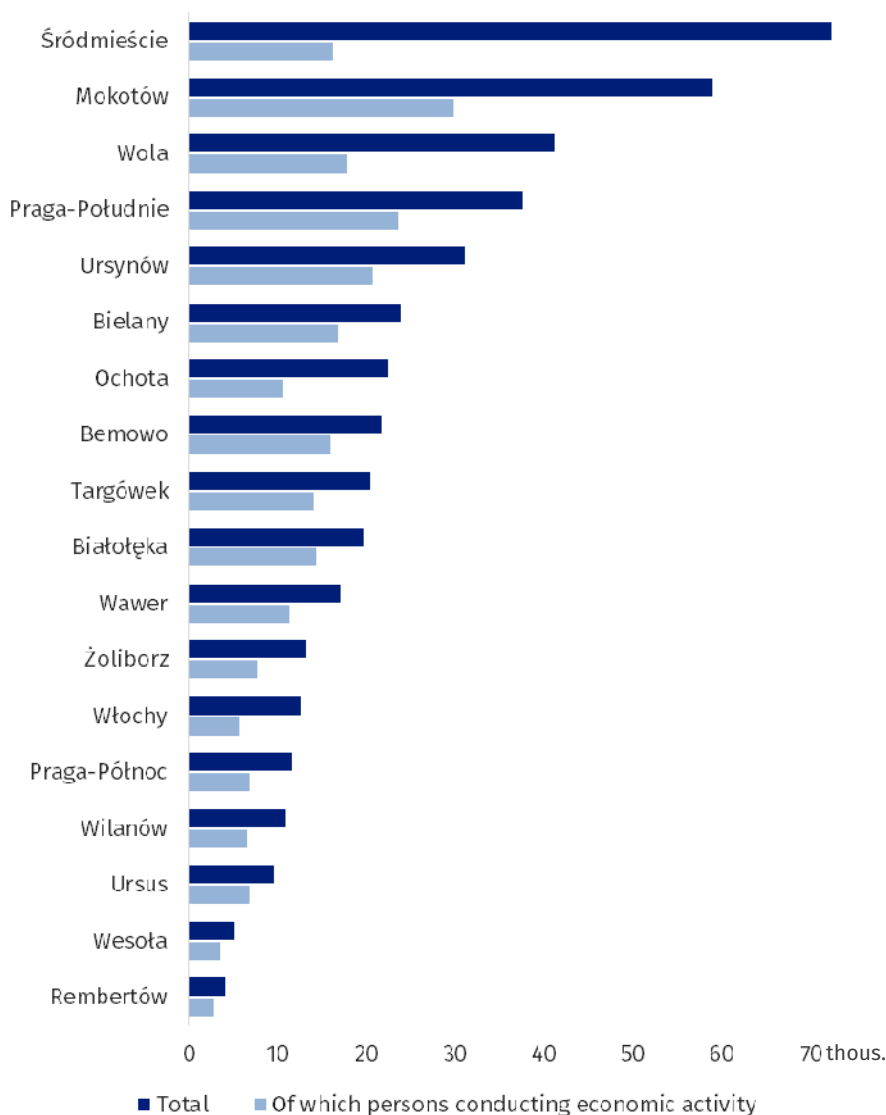
Figure 1. Entities of the national economy in the REGON register in 2010–2017



Among districts of the Capital City of Warsaw, most entities of the national economy were located: in Śródmieście (72289) – 16.6%, in Mokotów (58988) – 13.6%, Wola (41087) – 9.5% and Praga-Południe (37532) – 8.6%. The smallest number of entities were located in the districts: Rembertów (4109) – 0.9%, Wesoła (5040) – 1.2%, Ursus (9529) – 2.2% and Wilanów (10859) – 2.5%. The vast majority, that is 411591, i.e. 94.7% of the total number of entities belonged to the private sector. In the public sector there were 4521 entities of the national economy.

Most units were registered in Śródmieście district, and the least in Rembertów district.

**Figure 2. Entities of the national economy by districts of the Capital City of Warsaw in 2017**



**Entities of the national economy by legal status**

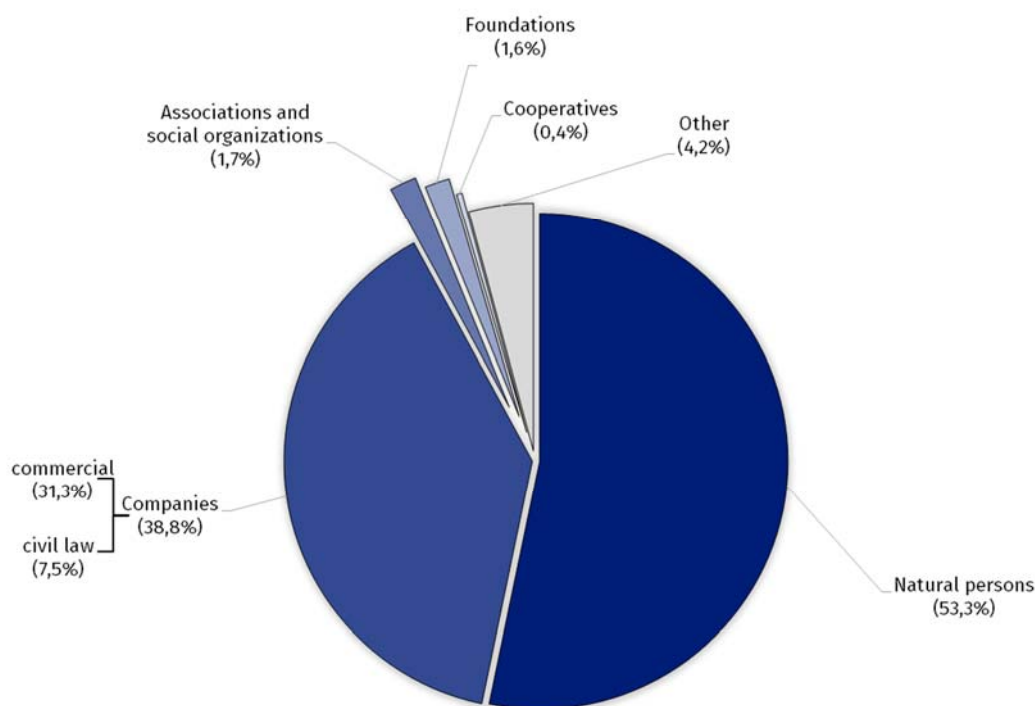
In the Capital City of Warsaw, the dominating organizational of registered entities were natural persons conducting economic activity. As of 31 December 2017, their number equated to 231545, i.e. by 2.0% more than a year before. The largest increase was noted in the districts: Wilanów (by 11.2%), Żoliborz (by 5.6%) and Białołęka (by 4.3%). A slight decrease concerned two districts Praga-Północ and Targówek. The largest share of natural persons in the total number of entities was in Bemowo district (73.6%), while the smallest in Śródmieście (22.5%).

The number of registered commercial companies amounted to 135950 and constituted almost 80% of all commercial companies registered in Mazowieckie voivodship. Throughout the year their number in the capital increased by 7.8%. The increase, which was noted in all districts, was the largest in Ochota (by 15.3%) and Wilanów (by 13.2%).

Among commercial companies dominated companies (90.8%) and they were mainly limited liability companies (87.9%). Among partnerships (9.2%) dominated limited partnerships (5.2% of total commercial companies) and unlimited partnerships (2.6%).

The largest number of natural persons conducting economic activity were located in Mokotów district

**Figure 3. Structure of entities of the national economy by legal forms in 2017**



At the end of December 2017, the number of registered civil law partnerships amounted to 32734 i.e. by 0.2% more than a year before. The highest increase was noted in the districts: Wilanów (by 3.0%), Ochota (by 1.7%) and Białołęka (by 1.5%). A decrease was noted in three districts, i.e. in Ursynów (by 1.4%), Praga-Południe (by 0.5%) and Mokotów (by 0.2%).

The number of registered associations and social organizations amounted to 7598, which means an increase by 3.6% in relation to the previous year. The number of units increased the most in Ursus (by 8.1%) and Rembertów (by 7.6%) districts.

There were 7021 foundations registered in the Capital City of Warsaw, i.e. by 6.0% more than in December 2016. The largest increase concerned Wilanów (by 14.0%), while the decrease occurred only in Żoliborz (by 0.8%).

There were 1552 cooperatives registered at the end of 2017, i.e. by 0.4% less than in the previous year. The largest decrease was noted in Wilanów (by 7.7%) and Białołęka (by 6.7%), and the increase in Praga-Północ (by 4.0%) and Włochy (by 3.1%) districts.

There were 51 state owned enterprises registered in the REGON register at the end of 2017 (the same as in the previous year).

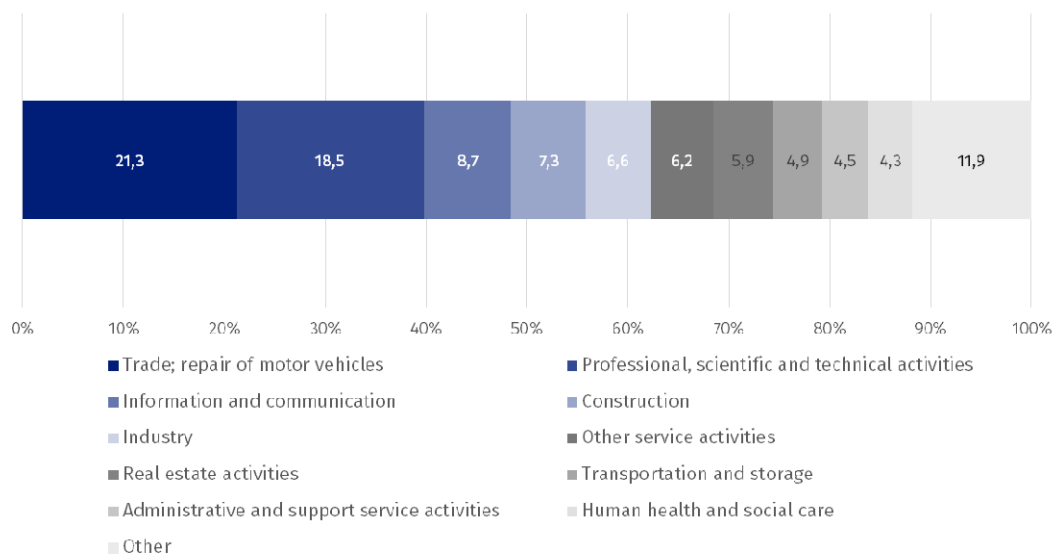
### Entities of the national economy by type of conducted activity

At the end of 2017, the most numerous group of entities were units dealing with: trade; repair of motor vehicles (21.3%), professional, scientific and technical activities (18.5%), information and communication (8.7%), constructions (7.3%). The section trade; repair of motor vehicles dominated in the majority of districts of the Capital City of Warsaw with the exception of Mokotów, Ursynów, Wilanów and Żoliborz, where entities conducting professional, scientific and technical activities dominated.

The most numerous group of entities by type of conducted activity represented units dealing with trade; repair of motor vehicles

In comparison with 2016, the number of entities of the national economy increased, among others, in the sections: information and communication (by 9.5%), administrative and support service activities (by 6.3%), accommodation and catering (by 6.1%).

**Figure 4. Structure of entities of the national economy by PKD sections in 2017**



### Entities of the national economy by number of employed persons

In the Capital City of Warsaw, the vast majority of entities were units belonging to the microenterprises group (i.e. entities with the expected number of up to 9 employed persons), which accounted for 95.9% of total registered units. The share of small entities (with the expected number of 10-49 employed persons) amounted to 3.2%, and medium entities (expected number of employed persons 50-249) and large (expected number of employed persons 250 and more), respectively 0.7% and 0.2%.

The microenterprises most frequently conducted activity in the sections: trade; repair of motor vehicles, professional, scientific and technical activities; information and communication as well as construction.

In the group of small entities, apart from trade; repair of motor vehicles, dominated also units dealing with industry, construction as well as professional, scientific and technical activities. Among medium entities dominated sections industry and trade; repair of motor vehicles. In the case of large entities, the highest share concerned the trade; repair of motor vehicles section.

### Entities of the national economy newly registered and deregistered

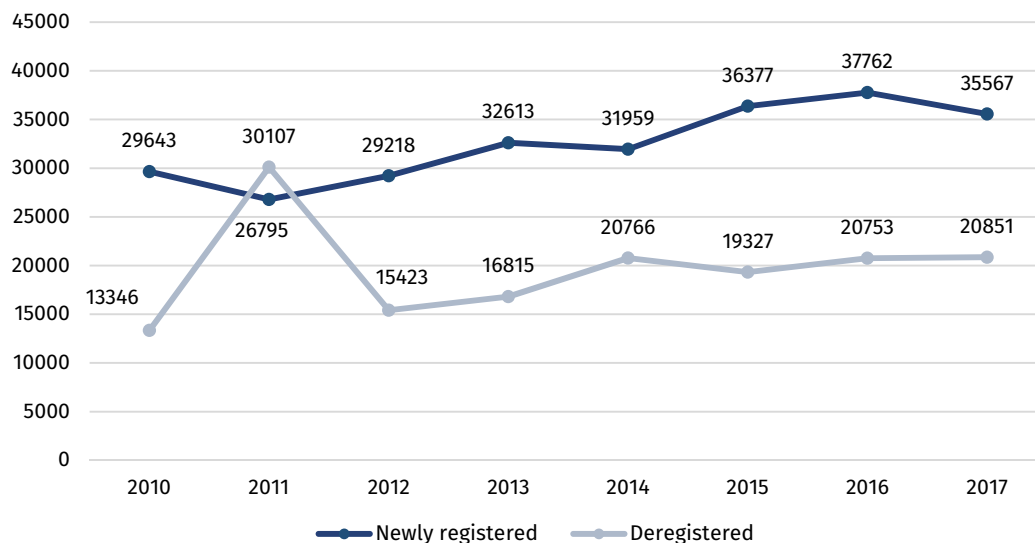
Over the course of 2017, 35567 new entities of the national economy were registered, i.e. by 5.8% less than in the previous year. Most new registrations were recorded in the section professional, scientific and technical activities (7993).

In comparison with 2016, the number of entities removed from the register increased by 0.5% and amounted to 20851 units. Most deregistrations were noted in the section trade; repair of motor vehicles (4309).

Almost 96% of total entities were microenterprises

There were 59 liquidated units per every 100 newly registered entities in 2017

**Figure 5. Entities of the national economy newly registered and deregistered in the years 2010-2017**



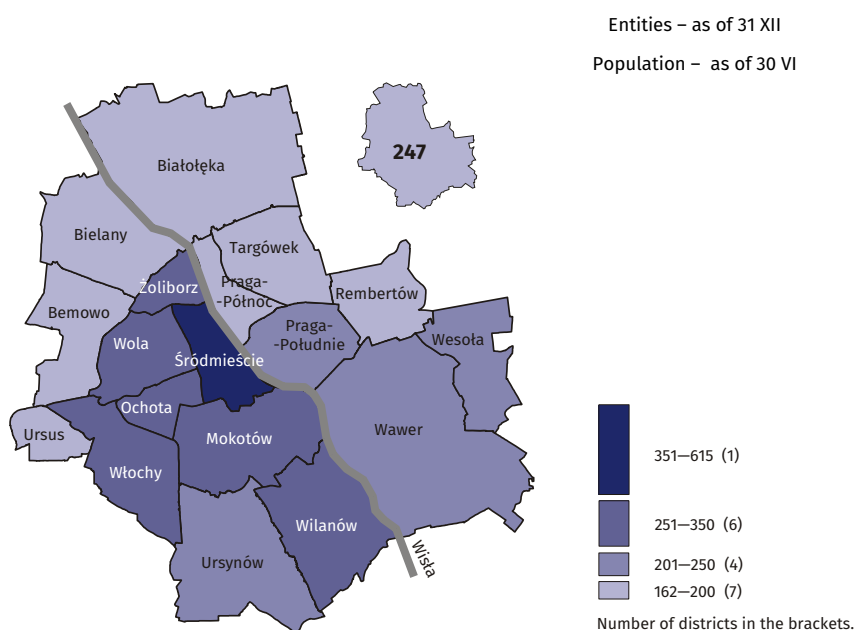
<sup>a</sup> The increase in the number of deregistered entities in 2011 was affected by the update of the REGON register based on information on deceased persons obtained from the PESEL register and an update based on information from the National Court Register on entities deregistered from the National Court Register.

### Entities of the national economy per 1000 population

There were 247 entities of the national economy registered in the REGON register per 1000 population in the capital city. The highest value of this rate was noted in the following districts: Śródmieście (615), Włochy (305) and Wilanów (299), and the lowest in: Ursus (162), Targówek (165) and Białołęka (168).

The number of registered entities per 1000 population amounted to 247

**Map 1. Entities of the national economy per 1000 population in 2017**



**Table 1. Entities of the national economy in the districts of the Capital City of Warsaw by selected legal status in 2017**

| Specification   | Grand total   | state owned enterprises | Of which      |               |             |                   |              |                        |               |  |
|-----------------|---------------|-------------------------|---------------|---------------|-------------|-------------------|--------------|------------------------|---------------|--|
|                 |               |                         | total         | companies     |             |                   |              |                        | cooperatives  | natural persons conducting economic activity |
|                 |               |                         |               | of which      |             |                   |              | civil law partnerships |               |  |
|                 |               |                         |               | commercial    |             |                   | total        |                        |               |  |
|                 |               |                         |               | total         | joint stock | limited liability |              |                        |               |  |
| <b>Warszawa</b> | <b>434676</b> | <b>51</b>               | <b>168698</b> | <b>135950</b> | <b>3968</b> | <b>119513</b>     | <b>32734</b> | <b>1552</b>            | <b>231545</b> |  |
| Bemowo          | 21597         | –                       | 4735          | 2956          | 46          | 2637              | 1779         | 39                     | 15889         |  |
| Białołęka       | 19762         | 3                       | 4305          | 3137          | 68          | 2690              | 1168         | 28                     | 14320         |  |
| Bielany         | 23840         | 1                       | 5573          | 3308          | 64          | 2931              | 2265         | 63                     | 16723         |  |
| Mokotów         | 58988         | 4                       | 23994         | 19492         | 649         | 16927             | 4500         | 237                    | 29871         |  |
| Ochota          | 22480         | 3                       | 9685          | 8210          | 197         | 7280              | 1473         | 122                    | 10639         |  |
| Praga-Południe  | 37532         | 6                       | 11021         | 7415          | 206         | 6426              | 3605         | 155                    | 23541         |  |
| Praga-Północ    | 11529         | 2                       | 3497          | 2322          | 81          | 2065              | 1175         | 52                     | 6872          |  |
| Rembertów       | 4109          | 1                       | 966           | 596           | 7           | 527               | 370          | 7                      | 2835          |  |
| Śródmieście     | 72289         | 16                      | 47014         | 42637         | 1409        | 37670             | 4377         | 350                    | 16274         |  |
| Targówek        | 20456         | 1                       | 5510          | 3676          | 68          | 3300              | 1833         | 37                     | 14085         |  |
| Ursus           | 9529          | –                       | 2215          | 1538          | 28          | 1351              | 676          | 36                     | 6822          |  |
| Ursynów         | 31042         | –                       | 8630          | 6475          | 168         | 5612              | 2153         | 122                    | 20761         |  |
| Wawer           | 17071         | –                       | 4707          | 3228          | 57          | 2789              | 1479         | 43                     | 11377         |  |
| Wesoła          | 5040          | –                       | 1123          | 753           | 9           | 637               | 370          | 3                      | 3586          |  |
| Wilanów         | 10859         | –                       | 3690          | 3240          | 132         | 2721              | 447          | 12                     | 6561          |  |
| Włochy          | 12719         | 3                       | 6046          | 4909          | 170         | 4288              | 1136         | 33                     | 5766          |  |
| Wola            | 41087         | 10                      | 20121         | 17249         | 488         | 15345             | 2871         | 139                    | 17787         |  |
| Żoliborz        | 13247         | 1                       | 4503          | 3446          | 90          | 3017              | 1057         | 73                     | 7747          |  |

**Table 2. Entities of the national economy in the districts of the Capital City of Warsaw by selected sections of PKD in 2017**

| Specification   | Total         | Of which     |              |                                 |                            |                               |                        |   |   |
|-----------------|---------------|--------------|--------------|---------------------------------|----------------------------|-------------------------------|------------------------|---|---|
|                 |               | industry     | construction | trade; repair of motor vehicles | transportation and storage | information and communication | real estate activities | professional, scientific and technical activities | Human health and social work activities |
| <b>Warszawa</b> | <b>434676</b> | <b>28510</b> | <b>31612</b> | <b>92405</b>                    | <b>21318</b>               | <b>37717</b>                  | <b>25645</b>           | <b>80516</b>                                      | <b>18866</b>                            |
| Bemowo          | 21597         | 1369         | 1510         | 4588                            | 1397                       | 1942                          | 810                    | 4007  | 1270                                    |
| Białołęka       | 19762         | 1281         | 1535         | 3705                            | 1090                       | 1846                          | 966                    | 3621  | 1114                                    |
| Bielany         | 23840         | 1686         | 1856         | 5293                            | 1593                       | 1824                          | 1049                   | 4099  | 1242                                    |
| Mokotów         | 58988         | 3539         | 3847         | 11487                           | 2477                       | 5906                          | 3894                   | 12168   | 2548                                    |
| Ochota          | 22480         | 1297         | 1539         | 4855                            | 1028                       | 1994                          | 1434                   | 4110  | 1009                                    |
| Praga-Południe  | 37532         | 2445         | 2737         | 8204                            | 2124                       | 3031                          | 2393                   | 6604  | 1882                                    |
| Praga-Północ    | 11529         | 750          | 998          | 2759                            | 831                        | 703                           | 651                    | 1596  | 383                                     |
| Rembertów       | 4109          | 402          | 364          | 1038                            | 275                        | 208                           | 214                    | 539   | 213                                     |
| Śródmieście     | 72289         | 4340         | 4869         | 14914                           | 1983                       | 5746                          | 5616                   | 14186   | 1634                                    |
| Targówek        | 20456         | 1649         | 1953         | 5137                            | 1892                       | 1308                          | 672                    | 2746  | 707                                     |
| Ursus           | 9529          | 673          | 784          | 2262                            | 671                        | 861                           | 430                    | 1445  | 449                                     |
| Ursynów         | 31042         | 1857         | 1980         | 5807                            | 1270                       | 3425                          | 1371                   | 6678  | 1922                                    |
| Wawer           | 17071         | 1710         | 1325         | 3978                            | 808                        | 1159                          | 758                    | 2823  | 1073                                    |
| Wesoła          | 5040          | 442          | 479          | 1100                            | 221                        | 363                           | 273                    | 768   | 315                                     |
| Wilanów         | 10859         | 568          | 661          | 1637                            | 253                        | 1151                          | 834                    | 2845  | 675                                     |
| Włochy          | 12719         | 1016         | 960          | 3357                            | 807                        | 1008                          | 792                    | 1956  | 414                                     |
| Wola            | 41087         | 2598         | 3234         | 9286                            | 2064                       | 3918                          | 2731                   | 7007  | 1262                                    |
| Żoliborz        | 13247         | 778          | 825          | 2481                            | 478                        | 1175                          | 714                    | 3084  | 748                                     |

Prepared by:  
**Mazovian Centre for Regional Surveys**  
**Statistical Office in Warszawa**  
**Edyta Błaszczak**  
Tel: 25 633 90 60 w. 6101  
e-mail: [e.blaszczak@stat.gov.pl](mailto:e.blaszczak@stat.gov.pl)

Issued by:  
**Statistical Information Centre**  
**Marcin Kałuski**  
Tel: 22 464 20 91  
e-mail: [m.kaluski@stat.gov.pl](mailto:m.kaluski@stat.gov.pl)

**Press office**

tel.: 22 464 20 91

e-mail: [m.kaluski@stat.gov.pl](mailto:m.kaluski@stat.gov.pl)



[warszawa.stat.gov.pl](http://warszawa.stat.gov.pl)



@Warszawa\_STAT

**Related information**

[structural changes of entities of the national economy registered in the REGON register](#)

**Data available in databases**

[Local Data Bank entities](#)

**Terms used in official statistics**

[entity of the national economy](#)

[private sector](#)

[public sector](#)

[natural person](#)