



STATISTICAL OFFICE IN WARSZAWA
1 Sierpnia 21, 02-134 Warszawa

Brief information

Prepared on: 10.03.2017 r.

Contact: e-mail: sekretariatUSWAW@stat.gov.pl
tel. 22 464 23 15
fax 22 846 76 67

Internet: <http://warszawa.stat.gov.pl>

**ENTITIES OF THE NATIONAL ECONOMY IN THE REGON REGISTER
IN THE CAPITAL CITY OF WARSZAWA
AS OF THE END OF 2016**

When publishing Statistical Office data please indicate the source.

The source of information for the published data is the National Official Business Register REGON held by the President of the CSO on grounds of the Law on Official Statistics dated June 29, 1995 (uniform text: Journal of Laws 2016, item 1068) and the decree of the Council of Ministers of November 30, 2015 on the mode and methodology of running and updating the business register, application, questionnaire and certificate specimens (Journal of Laws, item 2009).

*The following entities of the national economy (called legal units) are subject to enlisting in the REGON register: **legal persons, organizational units without legal personality, natural persons conducting economic activity** and their local entities (enterprises, divisions, branches).*

*The data presented in the information **do not include local units and persons tending private farms in agriculture**. Due to the manner of supplying the REGON register with information on entities subject to entry in the National Court Register, there is **a possibility to enter in the REGON register entities for which there is no information regarding the number of employees, the address, type of predominant activity and the form of ownership**. In connection with the above, the data presented in these sections may not add up to the total number.*

*Data are presented according to the **Polish Classification of Activities (PKD 2007)**. Entities classified according to the type of predominant activity declared at the time of registration in the REGON register or after the change submitted by the entity are classified to individual sections of PKD.*

Due to the electronic mode of data processing, in some cases sums of components – due to the rounding – may differ from the given total values.

* * *

In 2016:

- the number of registered entities of the national economy was 419 352;
- most entities were located in Śródmieście district (16.5%);
- most entities (21.9%) dealt with trade; repair of motor vehicles;
- there were 240 entities of the national economy per 1 000 population.

In comparison with 2015:

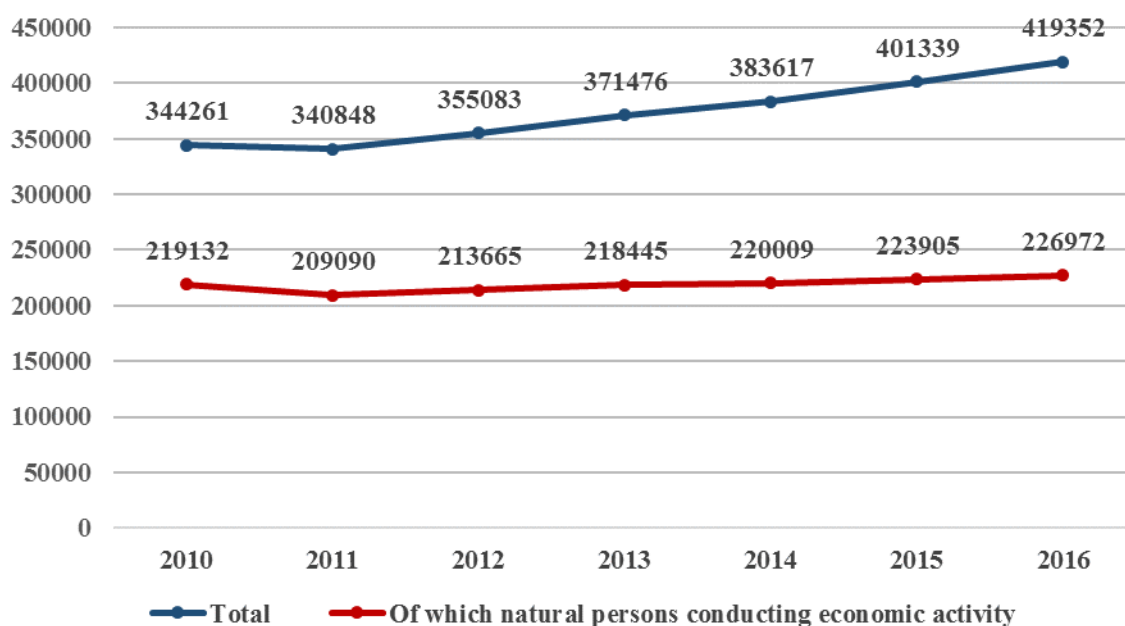
- the number of entities increased by 4.5%;
- the largest increase occurred in the information and communication section (by 9.3%);

- the number of commercial companies increased by 11.8%;
- 3.8% more new entities of the national economy were registered (37 762 units);
- 7.4% more entities of the national economy were deregistered (20 753 units).

* * *

In the Capital City of Warszawa at the end of December 2016, there were 419 352 entities of the national economy registered in the REGON register. They constituted 53.2% of the voivodship total and 9.9% of all units registered in the country. In comparison with the previous year, the number of entities in the capital increased by 4.5%. The number of units increased the most in the following districts: Wilanów (an 11.7% increase), Śródmieście (by 7.9%) and Ochota (by 7.6%). There was no decrease in any district.

ENTITIES OF THE NATIONAL ECONOMY IN THE REGON REGISTER BETWEEN 2010–2016 As of 31 XII



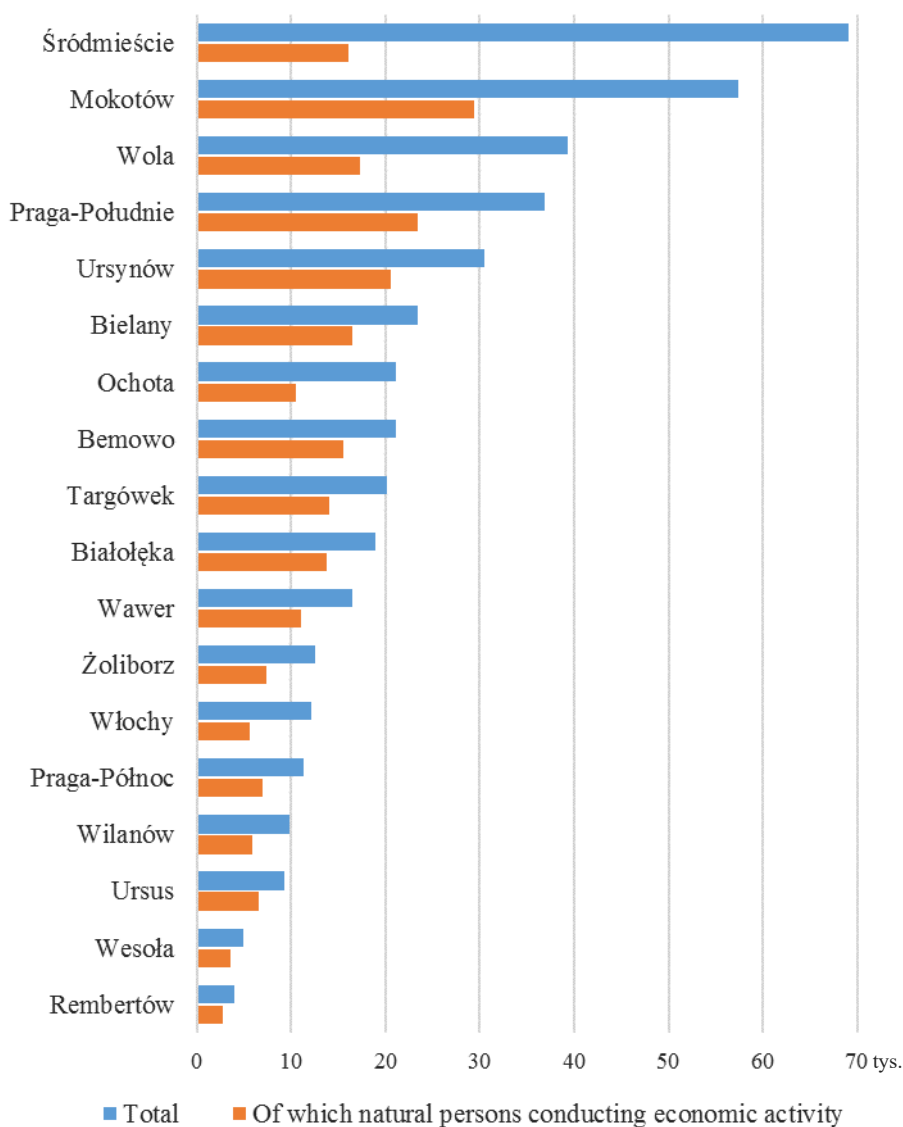
Among districts of the Capital City of Warszawa most entities of the national economy were located: in Śródmieście (69 063) – 16.5%, in Mokotów (57 385) – 13.7%, Wola (39 360) – 9.4% and Praga-Południe (36 943) – 8.8%. The smallest number of units had their seat in the districts: Rembertów (4 041) – 1.0%, Wesoła (4 928) – 1.2%, Ursus (9 274) – 2.2% and Wilanów (9 766) – 2.3%.

The vast majority, that is 399 216, i.e. 95.2% of the total number of entities belonged to the private sector. There were 4 588 entities of the national economy in the public sector.

In the Capital City of Warszawa, the dominant organizational form of registered entities were **natural persons conducting economic activity**. As of 31 December 2016, their number amounted to 226 972, i.e. by 1.4% more than in the previous year. The largest increase was recorded in the districts: Wilanów (by 9.5%), Żoliborz (by 4.3%) and Białołęka (by 3.2%). The decrease concerned three districts: Praga-Północ (by 1.1%), Targówek (by 0.3%) and Ochota (by 0.1%). The largest share of natural persons in the total number of entities recorded Bemowo (73.8%), while Śródmieście the smallest (23.3%).

ENTITIES OF THE NATIONAL ECONOMY BY DISTRICTS OF THE CAPITAL CITY OF WARSZAWA IN 2016

As of 31 XII



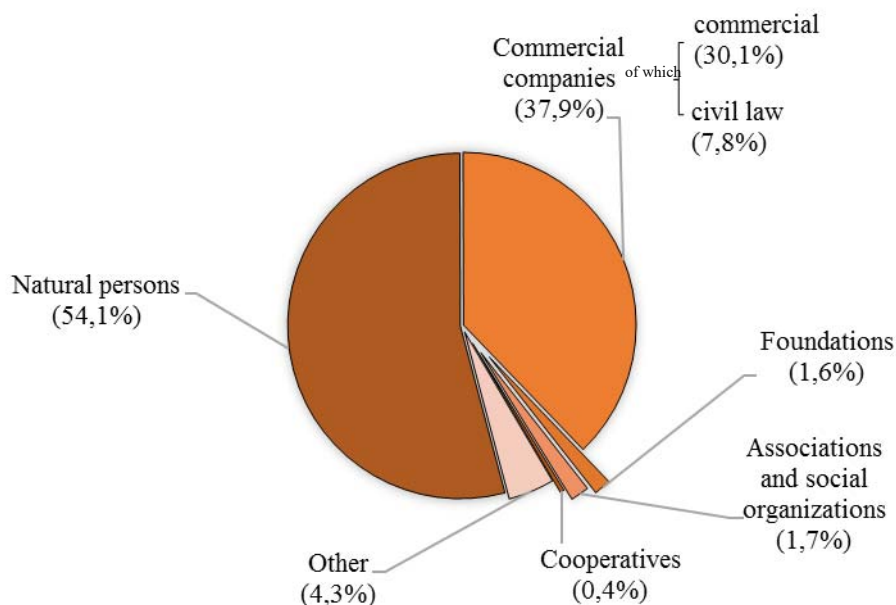
The number of registered **commercial companies** amounted to 126 071 and made up almost 80% of all commercial companies registered in Mazowieckie voivodship. Over the year, their number

in the capital increased by 11.8%. The increase, which was recorded in all districts, was the highest in Ochota (by 24.5%) and in Wilanów (by 19.4%).

Commercial companies were dominated by capital companies (90.7%) and they were mainly limited liability companies (87.7%). The group of partnerships (9.3%) was dominated by limited partnerships (4.9% of total commercial companies) and unlimited partnerships (2.9%).

At the end of 2016, there were 51 **state owned enterprises** registered in the REGON register, i.e. by one unit more than in the previous year.

STRUCTURE OF ENTITIES OF THE NATIONAL ECONOMY BY LEGAL FORMS IN 2016 As of 31 XII



Over the year, the number of registered **civil law companies** increased by 1.3% and at the end of December 2016 amounted to 32 667. The largest increase was recorded in the districts: Mokotów (by 3.5%), Białołęka and Wilanów (by 2.1% both). The decrease was recorded in two districts: Wesoła (by 0.8%) and Praga-Północ (by 0.4%).

There were 6 622 **foundations** registered in the Capital City of Warszawa, i.e. by 7.3% more than in December 2015. The largest increase was in Rembertów (by 25.0%), while the decrease was noted only in Ursus (by 3.6%).

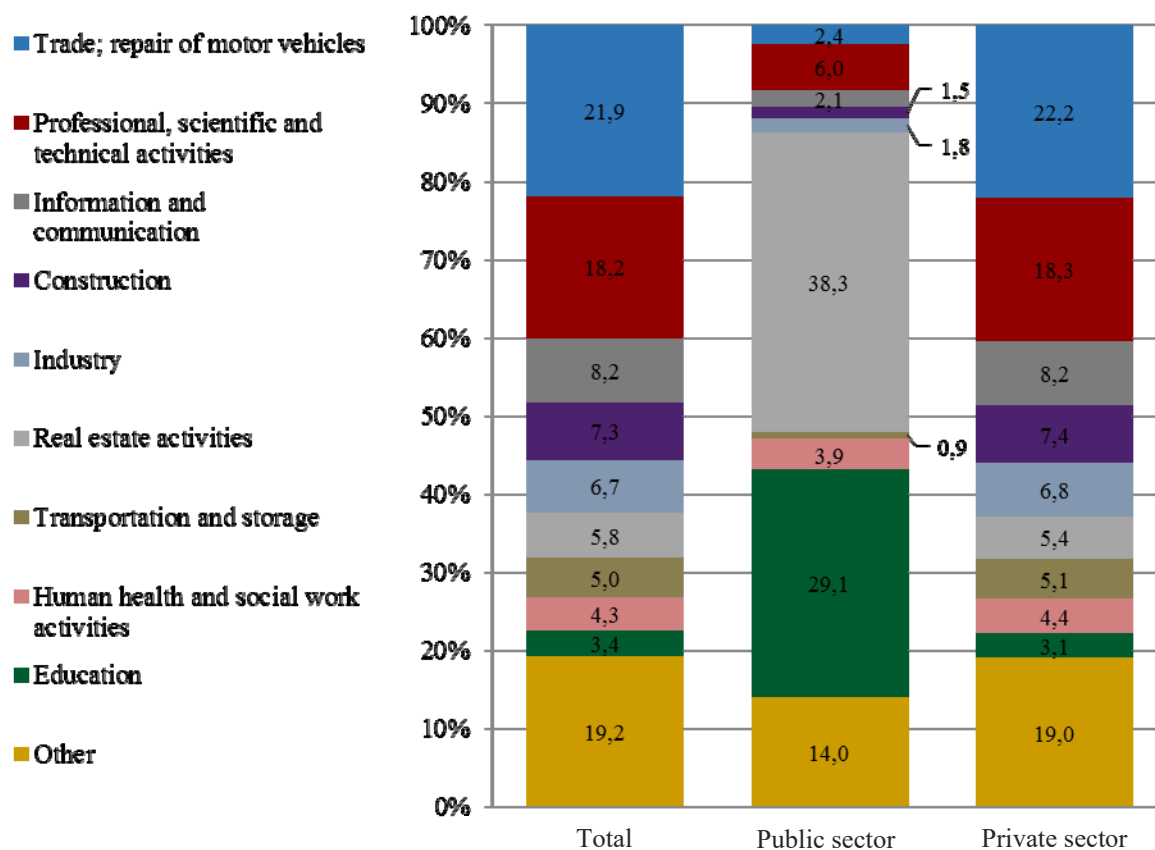
The number of **associations and social organizations** amounted to 7 334, which means an increase of 4.7% compared to the previous year. The number of units increased the most in Wilanów (by 10.2%) and Wola (by 8.6%). There was no decrease in any district.

In the Capital City of Warszawa there were 1558 **cooperatives**, i.e. by 0.2% more than a year before. The largest increase was recorded in Wola (by 4,5%) and Żoliborz districts (by 2.8%), and a decrease in Wilanów (by 7.1%) and Białołęka districts (by 3.2%).

At the end of December 2016, the largest group of entities were units dealing with: trade; repair of motor vehicles (21.9%), professional, scientific and technical activities (18.2%), information and communication (8.2%) as well as construction (by 7.3%). The section trade; repair of motor vehicles was dominant in most districts of the Capital City of Warszawa, with the exception of Wilanów, Żoliborz, Ursynów and Mokotów, where entities conducting professional, scientific and technical activities prevailed.

STRUCTURE OF ENTITIES OF THE NATIONAL ECONOMY BY PKD SECTIONS IN 2016

As of 31 XII



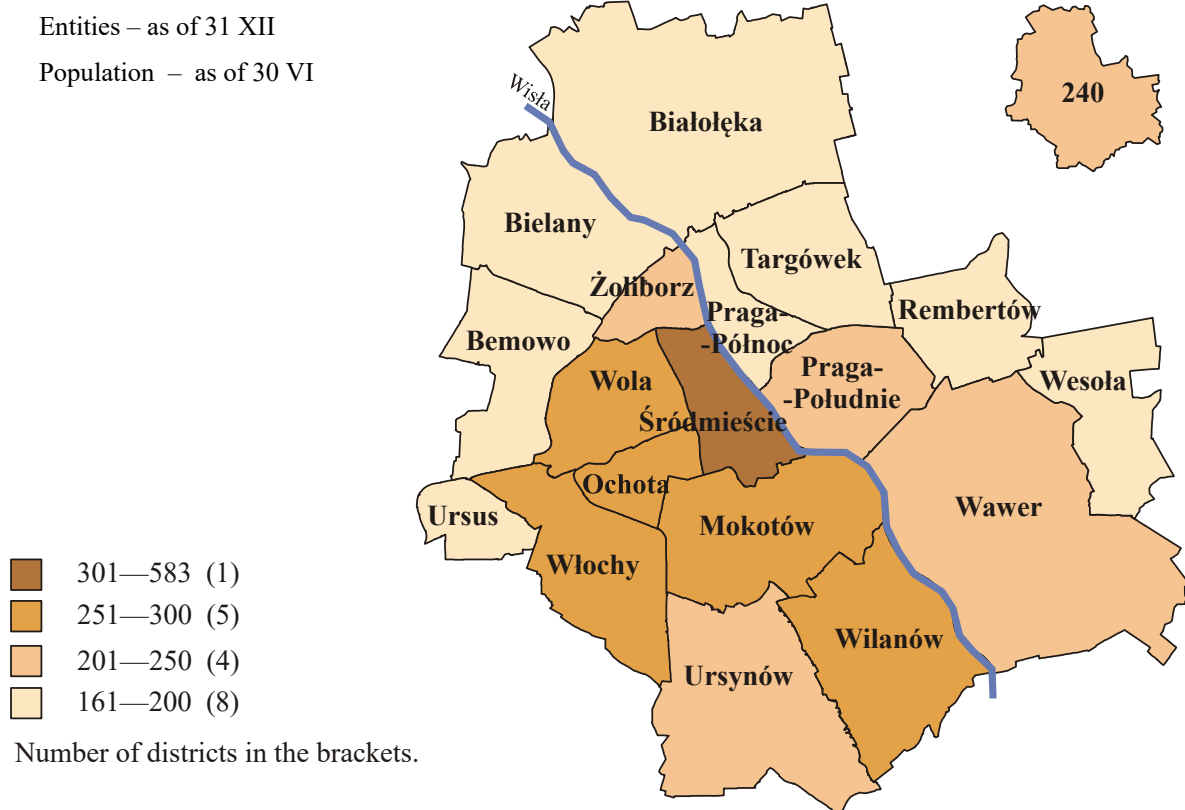
In comparison with 2015, the number of entities of the national economy increased, among others, in the following sections: information and communication (by 9.3%), administrative and support service activities (o 9.0%), professional, scientific and technical activities (by 6.8%).

In the Capital City of Warszawa, the majority represented units belonging to the **microenterprises^a** group, which made up 95.9% of all registered units. The share of **small** enterprises amounted to 3.3%, and **medium** and **large** entities 0.7% and 0.2% respectively.

Over the course of 2016, there were 37 762 new entities of the national economy **registered** in the REGON register, i.e. by 3.8% more than a year before. Most registrations were in the section professional, scientific and technical activities (8 580). In comparison with 2015, the number of entities **deregistered** from the register increased as well (by 7.4%) and amounted to 20 753 units. Most deregistered entities were in the section trade; repair of motor vehicles (4 550).

In the capital, there were 240 entities of the national economy registered in the REGON register **per 1000 population**. The highest value of this rate was in the following districts: Śródmieście (583), Włochy (294) and Wilanów (287), and the lowest in the districts: Ursus (161), Targówek (163) and Białołęka (165).

ENTITIES OF THE NATIONAL ECONOMY IN THE REGON REGISTER PER 1000 POPULATION IN 2016



^a Microenterprises – entities with the expected number of 0–9 employed persons, small entities – 10–49 employed persons, medium – 50–249 employed persons, large – 250 persons and more.

Table 1. **Entities of the national economy in the REGON register by expected number of employed persons^a in 2016**

Specification	Total	0—9 persons	10—49	50—249	250—999	1000 persons and more
Warszawa.....	419352	401966	13635	2933	610	208
Bemowo.....	21115	20631	409	60	12	3
Białołęka.....	18935	18355	452	110	15	3
Bielany.....	23359	22716	534	94	12	3
Mokotów.....	57385	54892	1915	424	116	38
Ochota.....	21134	20176	655	240	39	24
Praga-Południe.....	36943	35750	969	182	30	12
Praga-Północ.....	11361	10864	368	101	17	11
Rembertów.....	4041	3890	124	24	2	1
Śródmieście.....	69063	65041	3106	703	163	50
Targówek.....	20186	19559	520	91	13	3
Ursus.....	9274	9012	220	40	2	—
Ursynów.....	30527	29554	785	159	21	8
Wawer.....	16502	15900	514	76	9	3
Wesoła.....	4928	4781	126	18	3	—
Wilanów.....	9766	9447	274	35	9	1
Włochy.....	12131	11234	653	175	52	17
Wola.....	39360	37364	1562	332	76	26
Żoliborz.....	12592	12117	392	60	18	5

^a Expected number at the time of registration and not factual, because there is no statutory obligation to update information provided at the first application for entry in the REGON register by the entity.

Table 2. **Entities of the national economy by selected legal forms and districts of the Capital City of Warszawa in 2016**

Specification	Grand total	Of which									
		state owned enterprises	commercial companies								
			total	of which					civil law	cooperatives	natural persons conducting economic activity
				commercial							
				total	of which						
	total	joint-stock	limited liability								
Warszawa	419352	51	158750	126071	3810	110506	32667	1558	226972		
Bemowo	21115	—	4552	2787	50	2474	1765	40	15576		
Białołęka.....	18935	3	4118	2967	67	2551	1151	30	13726		
Bielany.....	23359	1	5368	3105	59	2741	2263	63	16461		
Mokotów	57385	4	22973	18463	606	16033	4509	239	29396		
Ochota.....	21134	3	8573	7123	187	6265	1449	122	10462		
Praga-Południe.....	36943	6	10612	6988	201	6060	3623	157	23401		
Praga-Północ.....	11361	2	3312	2141	73	1909	1171	50	6929		
Rembertów.....	4041	1	921	553	6	488	368	7	2814		
Śródmieście.....	69063	16	44136	39774	1382	35037	4362	353	16103		
Targówek	20186	1	5269	3437	61	3096	1831	37	14086		
Ursus.....	9274	—	2171	1495	22	1318	675	36	6629		
Ursynów	30527	—	8351	6166	168	5352	2183	119	20570		
Wawer	16502	—	4502	3030	54	2636	1472	44	11038		
Wesoła.....	4928	—	1094	727	8	613	367	3	3506		
Wilanów	9766	—	3300	2863	131	2369	434	13	5901		
Włochy	12131	3	5657	4534	164	3954	1122	32	5623		
Wola.....	39360	10	18949	16081	469	14199	2867	138	17313		
Żoliborz	12592	1	4273	3218	86	2823	1055	74	7338		

Table 3. **Entities of the national economy by selected PKD sections and districts of the Capital City of Warszawa in 2016**

Specification	Total	Of which							
		industry	construction	trade; repair of motor vehicles	transportation and storage	information and communication	real estate activities	professional scientific and technical activities	human health and social work activities
Warszawa	419352	28170	30681	91803	20924	34439	24443	76379	18041
Bemowo	21115	1372	1486	4654	1422	1795	821	3825	1217
Białołęka.....	18935	1252	1469	3711	1063	1675	891	3431	1035
Bielany.....	23359	1701	1834	5354	1597	1638	994	3911	1198
Mokotów	57385	3473	3801	11610	2403	5470	3790	11632	2469
Ochota.....	21134	1244	1404	4693	955	1752	1338	3816	965
Praga-Południe.....	36943	2442	2706	8443	2128	2820	2297	6325	1831
Praga-Północ.....	11361	729	989	2828	845	650	616	1509	382
Rembertów.....	4041	397	361	1055	267	186	201	514	210
Śródmieście.....	69063	4196	4653	14361	1906	5326	5434	13617	1576
Targówek	20186	1662	1917	5214	1912	1222	597	2709	678
Ursus.....	9274	680	753	2297	622	788	413	1401	430
Ursynów	30527	1890	1987	5861	1245	3235	1284	6524	1876
Wawer	16502	1711	1286	3994	797	1057	705	2652	1005
Wesoła.....	4928	452	464	1115	222	341	262	715	299
Wilanów	9766	546	648	1544	232	993	730	2491	604
Włochy	12131	1010	937	3247	794	935	709	1812	380
Wola.....	39360	2577	3115	9134	2022	3410	2675	6607	1183
Żoliborz	12592	781	785	2449	458	1078	669	2770	697