

## Gross Domestic Product in Mazowieckie voivodship in 2017. Preliminary estimate

7.01.2019


**107.6**

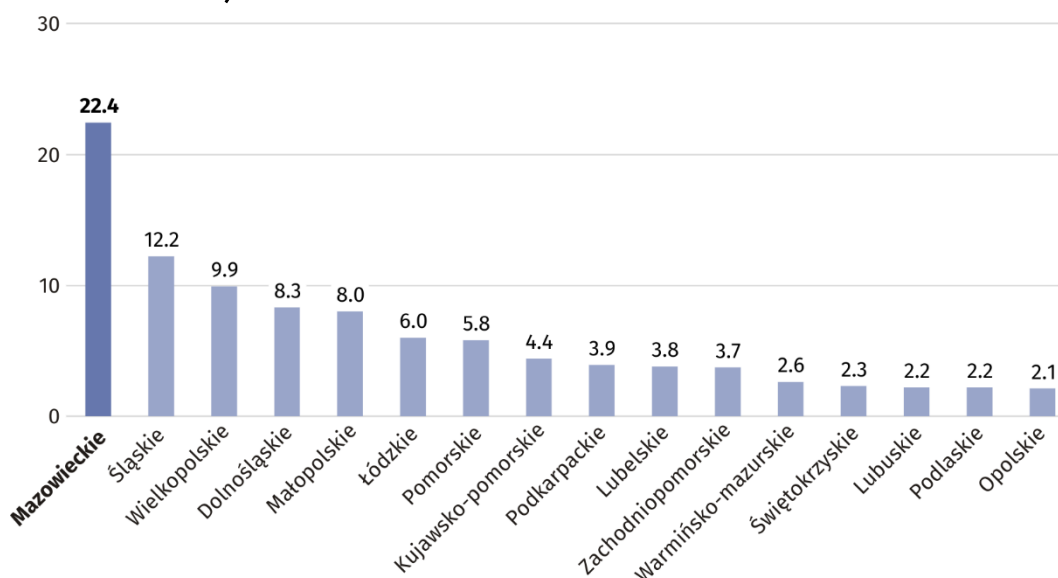
GDP growth in 2017 (current prices, previous year=100)

In 2017, the value of gross domestic product generated in Mazowieckie voivodship amounted to PLN 446,053 mln. In comparison with 2016, it was higher in current prices by 7.6%.

The Mazowieckie voivodship generates the largest part of gross domestic product (GDP), as illustrated by the final result of the activities of all entities of the national economy. According to preliminary data, in 2017 the share of Mazowieckie voivodship in generating GDP amounted to 22.4% and was almost 11 times higher than the voivodship with the lowest share (Opolskie). Compared to 2016, this share increased by 0.1 pp, with no increase in share in any other voivodship (there was a decrease in three voivodships).

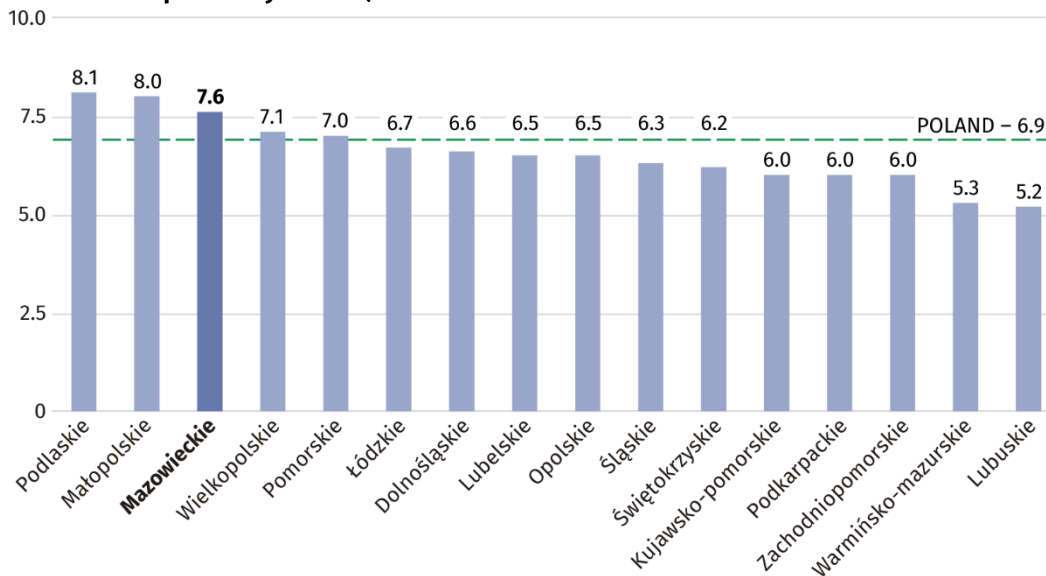
Mazowieckie voivodship generated over 1/5 of the national value of GDP

**Figure 1. Share of voivodships in generating gross domestic product in 2017 (current prices; Poland=100)**



The value of GDP generated in Mazowieckie voivodship in 2017 amounted to PLN 446 053 mln and in comparison with the previous year was (in current prices) higher by 7.6%. The increase was higher than the national average by 0.7 pp; the largest increase was recorded in Podlaskie voivodship – by 8.1%.

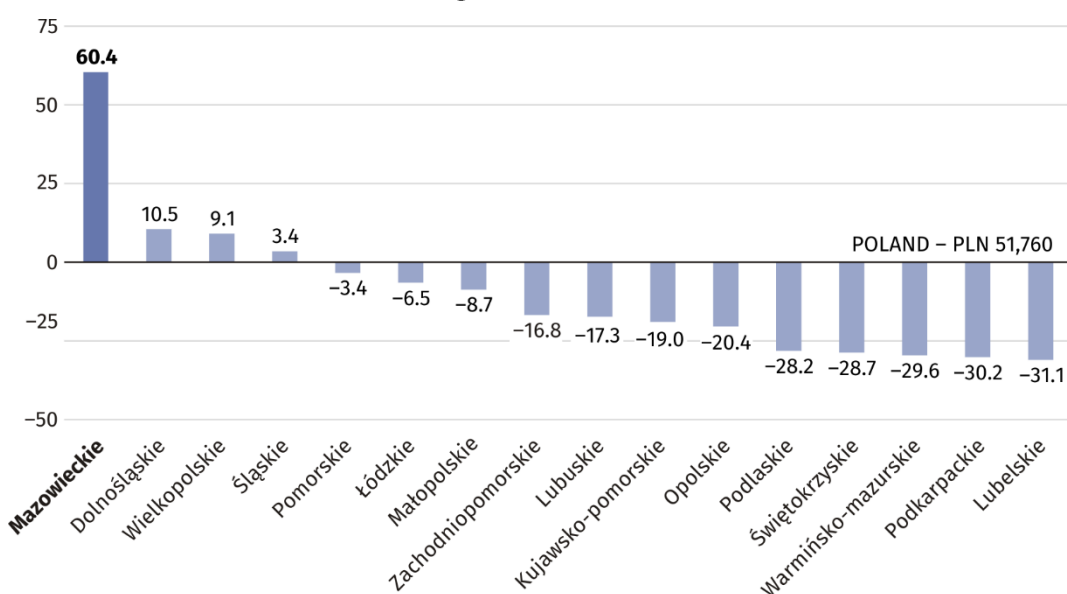
**Figure 2. Gross domestic product by voivodships in 2017 (current prices; increase compared with the previous year in %)**



In 2017, gross domestic product per capita (GDP per capita) in Mazowieckie voivodship amounted to PLN 83,024 and was by 7.3% higher than a year earlier. Mazowieckie voivodship has been achieving the highest level of the indicator in Poland for years – in 2017 it exceeded the national average by 60.4% (by PLN 31,264); in 2016 it was higher by 59.7%. In addition to Mazowieckie, only three voivodships exceeded the national average, but to a much lesser extent. The GDP per capita recorded in the discussed voivodship was over two times higher than in the voivodship with the lowest level of this measure (Lubelskie – PLN 35,642).

The ratio of GDP per capita to the national average amounted to 160.4%

**Figure 3. Gross domestic product per capita by voivodships in 2017 (current prices; relative deviations from the national average in %)**



Preliminary estimate of gross domestic product confirms the clear disproportions in the level of economic development of regions that create the Mazowieckie voivodship<sup>1</sup> macroregion. In 2017, in warszawski stołeczny region, 17.2% of the national GDP was generated (17.0% a year earlier), while in mazowiecki regionalny region – 5.2% (the same as in 2016). The level

Over 1/6 of the national GDP value was generated in warszawski stołeczny region

<sup>1</sup> Data for the macroregion, regions and subregions correspond to levels 1, 2 and 3 of the Classification of Territorial Units for Statistics (NUTS 2016) in force from 1 January 2018.

of GDP per capita obtained in warszawski stołeczny region was 2.6 times higher than in mazowiecki regionalny region.

**Table 1. Gross domestic product in 2017 in the NUTS 2016 statistical division (current prices)**

Specification	Total			Per capita		
	in mln PLN	Poland= =100	previous year= =100	in PLN	Poland= =100	previous year= =100
<b>Macroregion Mazowieckie voivodship</b>	<b>446053</b>	<b>22.4</b>	<b>107.6</b>	<b>83024</b>	<b>160.4</b>	<b>107.3</b>
warszawski stołeczny region	341954	17.2	107.9	113296	218.9	107.2
mazowiecki regionalny region	104099	5.2	106.9	44216	85.4	107.0

Presented data are preliminary and will be subject to revision in accordance with revision policy applied in the national and regional accounts. Final data for 2017 will be available in October 2019.

Prepared by:  
**Mazovian Centre for Regional Surveys**  
**Statistical Office in Warszawa**  
**Iwona Cieciora**  
Tel.: 48 362 21 01 w. 351  
e-mail: [i.cieciora@stat.gov.pl](mailto:i.cieciora@stat.gov.pl)

Issued by:  
**Statistical Information Centre**  
**Marcin Kałuski**  
Tel.: 22 464 20 91  
e-mail: [m.kaluski@stat.gov.pl](mailto:m.kaluski@stat.gov.pl)

Translated by:  
**Agnieszka Gromek-Żukowska**  
Tel: 22 464 22 42  
e-mail: [a.gromek-zukowska@stat.gov.pl](mailto:a.gromek-zukowska@stat.gov.pl)

**Press office**

tel.: 22 464 20 91

e-mail: [m.kaluski@stat.gov.pl](mailto:m.kaluski@stat.gov.pl)



warszawa.stat.gov.pl



@Warszawa\_STAT

**Related information**

[Statistical requirements compendium – National accounts](#)

[Gross domestic product – National accounts in 2015](#)

[Gross domestic product in Mazowieckie voivodship in 2016](#)

[Gross domestic product in cross-section of regions in 2017. Preliminary estimates](#)

**Data available in databases**

[Local Data Bank – Regional Accounts](#)

[Knowledge Databases – National Accounts](#)

**Terms used in official statistics**

[Gross domestic product](#)

[Regional accounts](#)

