

Municipal waste management in Mazowieckie Voivodship in 2022

31.10.2023

↑ 100.2

Indices of the amount of municipal waste y/y

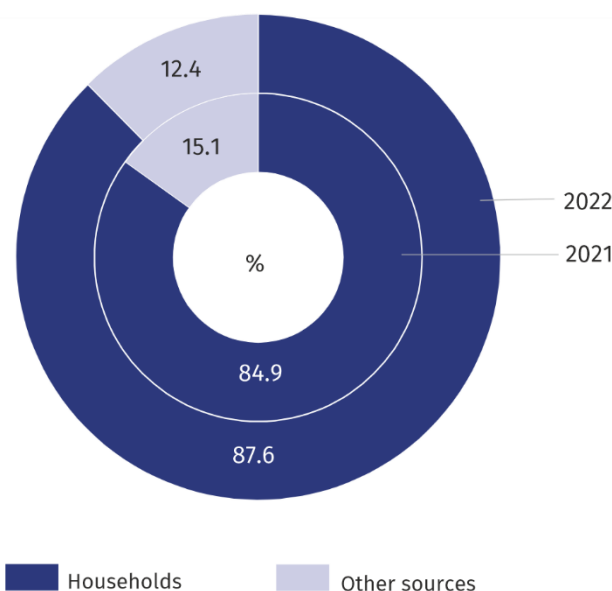
In 2022, the amount of municipal waste generated increased as compared to the previous year. There was an average of 314 kg of municipal waste collected from households per inhabitant of the Voivodship. The number of municipal waste landfills was lower than a year before.

Municipal waste

In 2022, there were 1,973.8 thousand tonnes of municipal waste collected from the area of Mazowieckie Voivodship, which accounted for 14.7% of the total municipal waste collected in the country. Compared to the previous year, the mass of generated municipal waste increased by 0.2%. There was an average of 358.1 kg (compared to 357.4 kg in 2021) per one inhabitant of the Voivodship. The number of enterprises that collected municipal waste from property owners in 2022 was 166 (3 enterprises more compared to 2021). Private sector companies collected 67.7% of municipal waste (compared to 69.5% in 2021). Among the public sector companies, the highest share in the collection of municipal waste was held by entities constituting municipal (local government) property – 98.1%.

There were 2.0 million tonnes of municipal waste collected from Mazowieckie Voivodship

Chart 1. Structure of municipal waste collected by source of origin



Among generated municipal waste dominated waste from households – 1,729.4 thousand tonnes (i.e. an increase by 3.3% compared to the previous year). There was an average of 313.8 kg of collected municipal waste per inhabitant (by 10.2 kg more than in 2021). 244.4 thousand tonnes were collected from other sources (municipal services, small business, trade, offices and institutions), i.e. less by 17.7% compared to 2021).

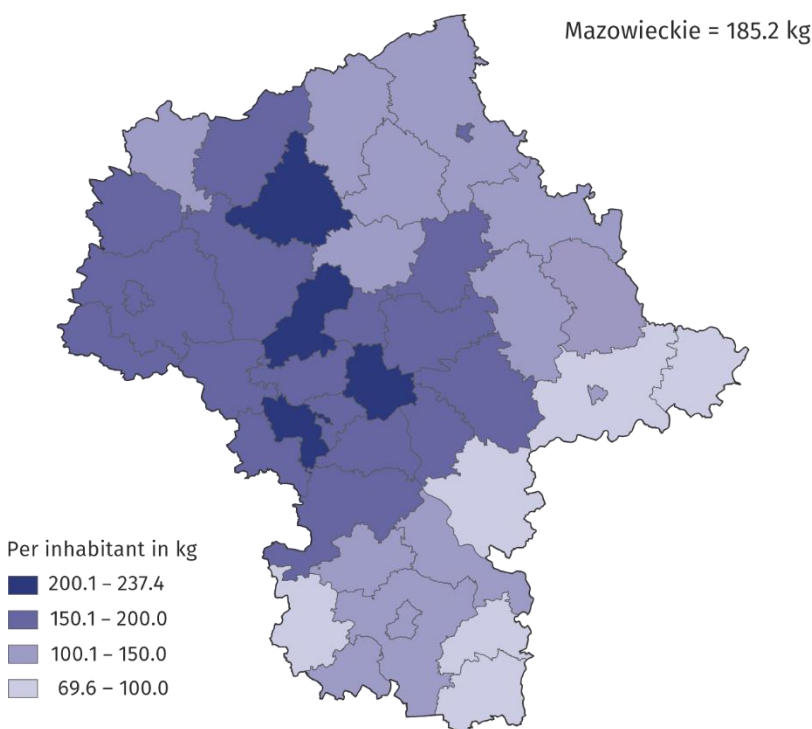
The mass of collected municipal waste consisted of mixed waste and waste collected separately. In 2022, the share of waste mixed in the total weight of municipal waste collected was 61.9% (compared to 62.5% in 2021).

Households are the main source of mixed municipal waste production. 1,020.9 thousand tonnes of waste were collected from households, which constituted 83.6% of the weight in the Voivodship. Compared to 2021, the amount of this waste increased by 3.4%. 764.5 thousand tonnes were collected in urban areas of the Voivodship, while in rural areas 256.3 thousand tonnes (in 2021, respectively, 728.1 thousand tonnes and 259.4 thousand tonnes). Calculated per inhabitant, an average of 185.2 kg was collected (by 6.1 kg more than in 2021). The largest amount of mixed municipal waste from households per inhabitant was collected in the powiats: m.st. Warszawa (237.4 kg), ciechanowski (234.7) and grodziski (218.1 kg), and the least in łosicki (69.6 kg), siedlecki (73.7 kg) and lipski (78.2 kg). Whereas 200.5 thousand tonnes of waste were collected from other sources, which accounted for 16.4% of the total weight of mixed municipal waste (decrease by 43.8 thousand tonnes, i.e. less by 17.9% compared to 2021).

Waste mixed (61.9%) dominated in the total weight of collected municipal waste

Almost 84% of mixed municipal waste were collected from households

Map 1. Mixed municipal waste collected from households by powiats in 2022



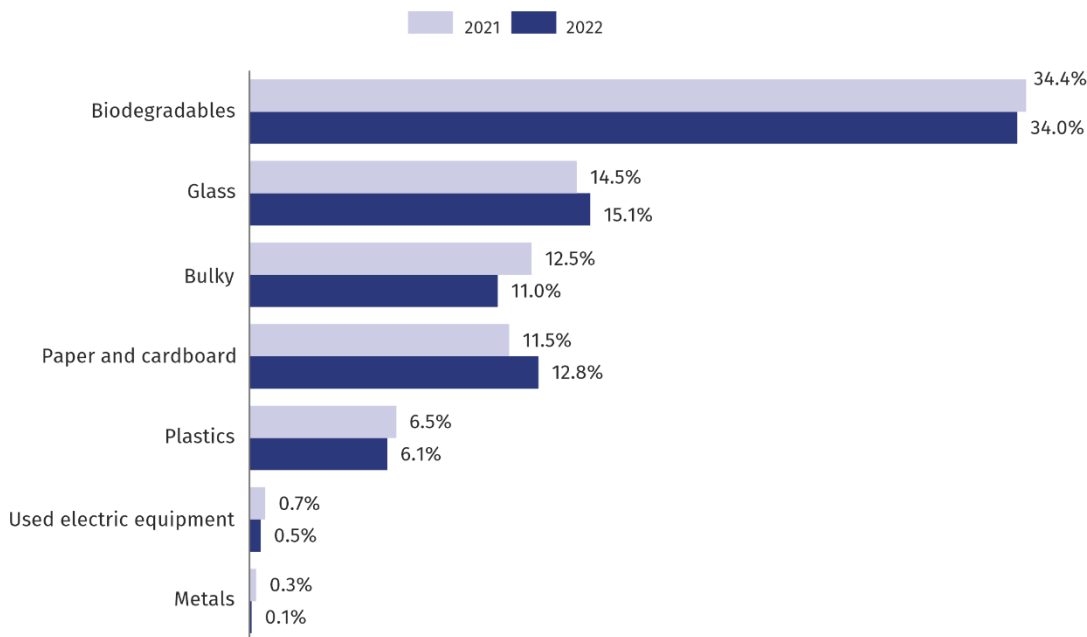
In 2022, in Mazowieckie Voivodship, 752.5 thousand tonnes of waste were collected separately (38.1% of the total weight of waste). Compared to the previous year, the weight of waste collected separately increased by 13.5 thousand tonnes (by 7.7%). The most waste collected separately came from households – 94.2% (by 1.3 pp more than a year before). Compared to 2021, the share of waste collected separately from municipal services, trade, small business and institutions decreased by 1.3 pp.

In Mazowieckie Voivodship in 2022, there were 294 points for selective collection of municipal waste (compared to 287 in 2021); in urban areas – 80 (27.2% of the total number of this kind of points), and in rural areas 214 (72.8%).

In 2022, out of waste collected separately there was an increase in the amount of paper and cardboard (by 13.8%), glass waste (by 6.0%), biodegradables (by 0.5%). However, the amount of metals (by 50.9%), used electrical and electronic equipment (by 25.0%), bulky waste (by 10.0%), plastics (by 3.4%) decreased.

In 2022, the amount of waste collected separately increased by 1.8% compared to the previous year

Chart 2. Share of selected fractions in the total amount of municipal waste collected separately



Municipal waste treatment includes recovery and disposal. In 2022, 1,022.8 thousand tonnes of municipal waste were allocated for recovery, which accounted for 51.8% of the total weight of municipal waste collected in the Voivodship. 528.5 thousand tonnes of municipal waste were designated for recycling (26.8% of the amount of municipal waste generated), 256.2 thousand tonnes of municipal waste were transferred to biological processing (composting or fermentation) (13.0%), while 238.0 thousand tonnes of municipal waste were sent to incineration with energy recovery (12.1%). 951.1 thousand tonnes of municipal waste were allocated to the disposal processes; 943.8 thousand tonnes were sent to landfilling (47.8% of municipal waste generated), and to incineration without energy recovery – 7.2 thousand tonnes (0.4%).

Municipal waste landfill sites

At the end of 2022, in Mazowieckie Voivodship operated 19 (compared to 21 in 2021) municipal waste landfills with a total area of 141.0 ha (compared to 144.1 ha in 2021).

Out of the total number of active landfill sites, the majority (63.2%) were located in rural areas. In 2022, all landfill sites were equipped with a degassing installation, including 5 with gas escaping directly into the atmosphere. As a result of landfill gas disposal by incineration, 23,342.8 thousand MJ of heat energy and 9,581.5 thousand kWh of electricity was produced.

A worrying phenomenon is the emergence of illegal dumps. During 2022, in Mazowieckie Voivodship, 1088 illegal dumps were liquidated, out of which a total of 3.4 thousand tonnes of municipal waste were collected. Compared to 2021, their number decreased by 32.0% (in urban areas it increased by 38.7% and in rural areas by 2.7%). There are still 157 existing illegal dumps in the Voivodship with a total area of 86.5 thousand m².

Almost 52% of municipal waste generated was destined for recovery

Nearly 48% of the collected municipal waste was intended for landfilling

More than 63% of landfill sites for municipal waste were located in rural areas

Out of 1088 illegal dumps liquidated in the Voivodship 3.4 thousand tonnes of municipal waste were collected

Table 1. Mazowieckie Voivodship against the background of the country in 2022 – selected data

Specification	Poland	Voivodship	
		total	Poland=100
Total municipal waste in thousand tonnes	13420,3	1973,8	14,7
of which public sector units	5255,6	637,3	12,1
mixed	8059,3	1221,3	15,2
collected from:			
other sources	1444,0	200,5	13,9
households	6615,3	1020,9	15,4
collected or collected separately	5361,0	752,5	14,0
designated for recovery and disposal operations:			
landfilling	5108,2	943,8	18,5
incineration			
with energy recovery	2714,1	238,0	8,8
without energy recovery	113,0	7,2	6,4
recycling	3585,4	528,5	14,7
biological processing	1899,5	256,2	13,5
Controlled landfill sites in operation (as of 31.12.):			
number	259	19	7,3
area in ha	1624,2	141,0	8,7
Illegal dumps			
existing (as of 31 December)	2217	157	7,1
liquidated (during the year)	10714	1088	10,2

In case of quoting Statistics Poland data, please provide information: “Source of data: Statistics Poland”, and in case of publishing calculations made on data published by Statistics Poland, please include the following disclaimer: “Own study based on figures from Statistics Poland”.







Prepared by:
Statistical Office in Warszawa
Director Agnieszka Ajdyn
Tel: (+48 22) 464 23 15

Issued by:
Statistical Information Centre
Marcin Kałuski
Tel: (+48 22) 464 20 91

Press office

Tel: (+48 22) 464 20 91

e-mail: m.kaluski@stat.gov.pl

-  [Wewww.warszawa.stat.gov.pl/en/](http://www.warszawa.stat.gov.pl/en/)
-  [@Warszawa_STAT](https://twitter.com/Warszawa_STAT)
-  [@UrządStatystycznywWarszawie](https://www.facebook.com/UrządStatystycznywWarszawie)
-  [gus_stat](https://www.instagram.com/gus_stat)
-  [głównyurządstatystycznygus](https://www.youtube.com/głównyurządstatystycznygus)
-  [głównyurządstatystyczny](https://www.linkedin.com/głównyurządstatystyczny)

Related information

[Statistical Yearbook of Mazowieckie Voivodship 2022](#)

[Statistics of gminas and powiats of Mazowieckie Voivodship in 2010 and 2021](#)

[Report on the socio-economic situation of Mazowieckie Voivodship in 2023](#)

Data available in databases

[Local Data Bank Environmental Protection](#)

[Knowledge Databases Municipal and Dwelling Infrastructure](#)

Terms used in official statistics

[Illegal dumping site](#)

[Composting of waste](#)

[Biodegradable waste](#)

[Municipal waste](#)

[Municipal waste collected separately](#)

[Municipal waste collected from households](#)

[Waste recovery](#)

[Recycling](#)

[Waste disposal site](#)

[Waste thermal treatment](#)

Evaluate
the study

