

Municipal waste management in Mazowieckie Voivodship in 2021

31 October 2022

↑ **104.9**
Indices of the amount of municipal waste y/y

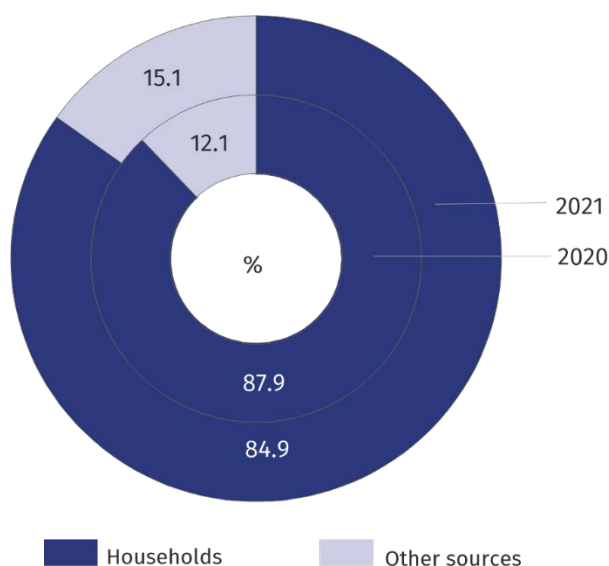
In 2021, the amount of municipal waste generated increased as compared to the previous year. There was an average of 304 kg of municipal waste collected from households per one inhabitant of the Voivodship. The number of municipal waste landfills was lower than a year before.

Municipal waste

In 2021, there were 1,970.6 thousand tonnes of municipal waste collected from the area of Mazowieckie Voivodship, which accounted for 14.4% of the total municipal waste collected in the country. Compared to the previous year, the mass of generated municipal waste increased by 4.9%. There was an average of 357.4 kg (compared to 340.4 kg in 2020) per one inhabitant of the Voivodship. The number of enterprises that collected municipal waste from property owners in 2021 was 163 (a 1.9% increase compared to 2020). Private sector companies collected 69.5% of municipal waste (compared to 67.9% in 2020). Among the public sector companies, the highest share in the collection of municipal waste was held by entities constituting municipal (local government) property – 95.7%.

There were 2.0 million tonnes of municipal waste collected from Mazowieckie Voivodship

Chart 1. Structure of municipal waste collected by source of origin



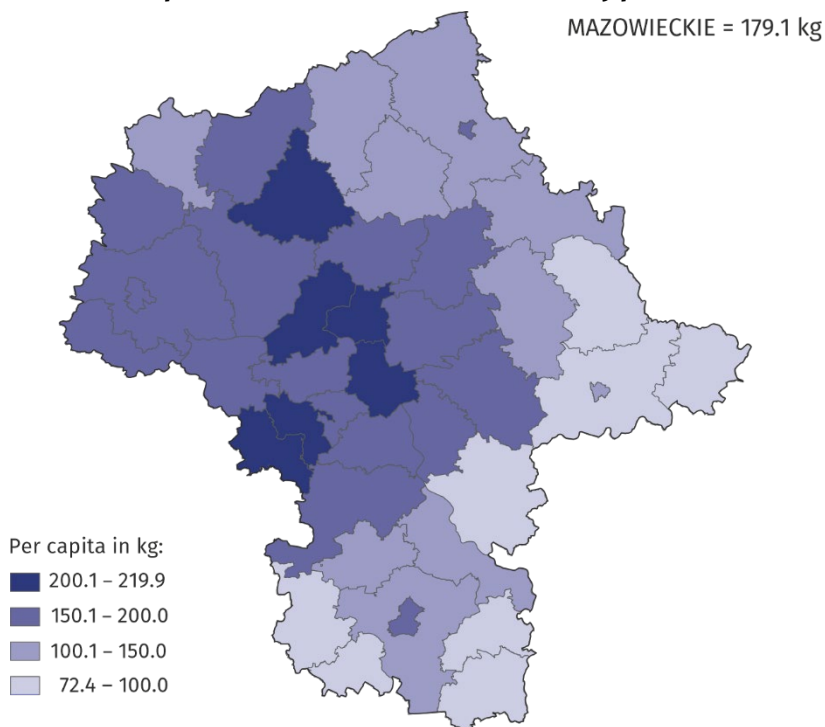
Among generated municipal waste dominated waste from households – 1,673.7 thousand tonnes (i.e. an increase by 1.3% compared to the previous year). There was an average of 303.6 kg of collected municipal waste per 1 inhabitant (by 4.3 kg more than in 2020). 296.9 thousand tonnes were collected from other sources (municipal services, small business, trade, offices and institutions), i.e. more by 30.9% compared to 2020.

The mass of collected municipal waste consisted of mixed waste and waste collected separately. In 2021, the share of waste mixed in the total weight of municipal waste collected was 62.5% (compared to 63.5% in 2020).

Households are the main source of mixed municipal waste production. 987.4 thousand tonnes of waste were collected from households, which constituted 80.2% of the weight in the Voivodship. 728.1 thousand tonnes were collected in urban areas of the Voivodship, while in rural areas 259.4 thousand tonnes (in 2020, respectively, 750.3 thousand tonnes and 259.2 thousand tonnes). Calculated per inhabitant, an average of 179.1 kg was collected (by 3.8 kg less than in 2020). The largest amount of mixed municipal waste from households per inhabitant was collected in the powiats: grodziski (219.9 kg), m.st. Warszawa (217.3 kg), and the least in łosicki (69.6 kg), lipski (72.4 kg), siedlecki (72.9 kg). Whereas 244.2 thousand tonnes of waste were collected from other sources, which accounted for 19.8% of the total weight of mixed municipal waste (increase by 60.5 thousand tonnes, i.e. more by 32.9% compared to 2020).

Almost 80% of mixed municipal waste were collected from households

Map 1. Mixed municipal waste collected from households by powiats in 2021



Waste mixed (62.5%) dominated in the total weight of collected municipal waste

In 2021, in Mazowieckie Voivodship, 739.0 thousand tonnes of waste were collected separately (37.5% of the total weight of waste). Compared to the previous year, the weight of waste collected separately increased by 53.1 thousand tonnes (by 7.7%). The most waste collected separately came from households – 92.9% (by 0.8 pp less than a year before).

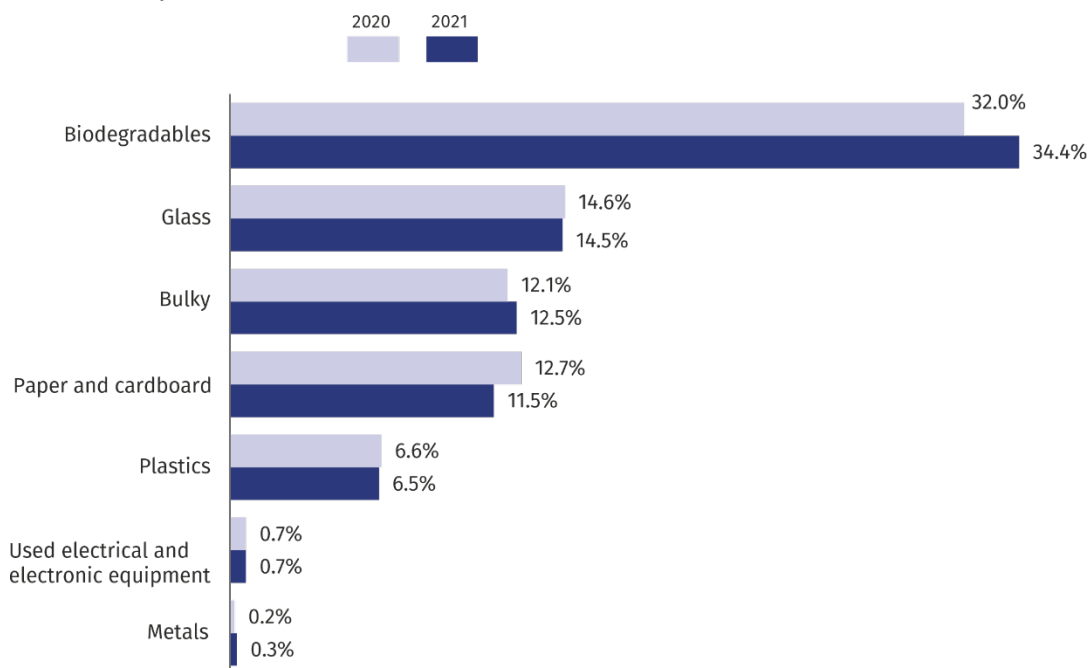
Compared to 2020, the share of waste collected separately from municipal services, trade, small business and institutions increased by 0.8 pp.

In Mazowieckie Voivodship in 2021, there were 287 points for selective collection of municipal waste (more by 4.0% than in 2020); in urban areas – 76 (26.5% of the total number of this kind of points), and in rural areas 211 (73.5%).

In 2021, out of waste collected separately there was an increase in the amount of metals (by 41.0%), biodegradables (by 16.1%), bulky waste (by 10.8%), used electrical and electronic equipment (by 9.9%), glass waste (by 7.2%), plastics (by 4.8%). However, the amount of paper and cardboard decreased (by 3.0%).

In 2021, the amount of waste collected separately increased by 7.7% compared to the previous year

Chart 2. Share of selected fractions in the total amount of municipal waste collected separately



Municipal waste treatment includes recovery and disposal. In 2021, 1,032.1 thousand tonnes of municipal waste were allocated for recovery, which accounted for 52.4% of the total weight of municipal waste collected in the Voivodship. 489.4 thousand tonnes of municipal waste were designated for recycling (24.8% of the amount of municipal waste generated), 256.4 thousand tonnes of municipal waste were transferred to biological processing (composting or fermentation) (13.0%), while 286.3 thousand tonnes of municipal waste were sent to incineration with energy recovery (14.5%). 938.5 thousand tonnes of municipal waste were allocated to the disposal processes; 921.8 thousand tonnes were sent to landfilling (46.8% of municipal waste generated), and to incineration without energy recovery – 16.7 thousand tonnes (0.8%).

Municipal waste landfill sites

At the end of 2021, in Mazowieckie Voivodship operated 21 (compared to 24 in 2020) municipal waste landfills with a total area of 144.1 ha (compared to 157.1 ha in 2020).

Out of the total number of active landfill sites, the majority (61.9%) were located in rural areas. In 2021, all landfill sites were equipped with a degassing installation, including 7 with gas escaping directly into the atmosphere. As a result of landfill gas disposal by incineration, 21,056.0 thousand MJ of heat energy and 13,687.6 thousand kWh of electricity was produced.

A worrying phenomenon is the emergence of illegal dumps. During 2021, in Mazowieckie Voivodship, 1601 illegal dumps were liquidated, out of which a total of 3.3 thousand tonnes of municipal waste were collected. Compared to 2020, their number increased by 55.0% (in rural areas it increased by 112.2% and in urban areas by 46.0%). There are still 139 existing illegal dumps in the Voivodship with a total area of 59.0 thousand m².

Over 59% of municipal waste generated was destined for recovery

Nearly 47% of municipal waste collected was destined for landfilling

Nearly 62% of landfill sites for municipal waste were located in rural areas

Out of 1601 illegal dumps liquidated in the Voivodship 3.3 thousand tonnes of municipal waste were collected

Table 1. Mazowieckie Voivodship against the background of the country in 2021 – selected data

Specification	Poland	Voivodship	
		total	Poland=100
Municipal waste total in thousand tonnes	13673,6	1970,6	14,4
of which public sector units	5325,0	601,4	11,3
mixed	8234,0	1231,6	15,0
collected from:			
municipal services, trade, small business, offices and institutions	1539,7	244,2	15,9
households	6694,3	987,4	14,8
per capita in kg	176,2	179,1	.
Collected or collected separately	5439,5	739,0	13,6
designated for recovery and disposal operations:			
landfilling	5295,8	921,8	17,4
incineration			
with energy recovery	2702,0	286,3	10,6
without energy recovery	170,8	16,7	9,8
recycling	3680,7	489,4	13,3
biological processing	1824,3	256,4	14,1
Controlled landfill sites in operation (as of 31 December)			
number	265	21	7,9
area in ha	1667,2	144,1	8,6
Illegal dumps			
existing (as of 31 December)	2246	139	6,2
liquidated (during the year)	10542	1601	15,2

In the case of quoting data from Statistics Poland, please provide information: "Source of data – Statistics Poland", and in the case of publishing calculations made on data published by Statistics Poland, please provide information: "Own study based on Statistics Poland data".

Prepared by:
Statistical Office in Warszawa
Director Zofia Kozłowska
Tel: (+48 22) 464 23 15

Issued by:
Statistical Information Centre
Marcin Kałuski
Tel: (+48 22) 464 20 91

Press office

Tel: (+48 22) 464 20 91

e-mail: m.kaluski@stat.gov.pl



www.warszawa.stat.gov.pl/en/



[@Warszawa_STAT](https://twitter.com/Warszawa_STAT)



[@UrządStatystycznywWarszawie](https://www.facebook.com/UrządStatystycznywWarszawie)



[gus_stat](https://www.instagram.com/gus_stat)



[głównyurządstatystycznygus](https://www.youtube.com/głównyurządstatystycznygus)



[głównyurządstatystyczny](https://www.linkedin.com/głównyurządstatystyczny)

Related information

[Statistical Yearbook of Mazowieckie Voivodship 2021](#)

[Statistics of gminas and powiats of Mazowieckie Voivodship in the years 2010 and 2020](#)

[Raport o sytuacji społeczno-gospodarczej województwa mazowieckiego 2022](#)

Data available in databases

[Local Data Bank Environmental Protection](#)

[Knowledge Databases Municipal and Dwelling Infrastructure](#)

Terms used in official statistics

[Illegal dumping site](#)

[Composting of waste](#)

[Biodegradable waste](#)

[Municipal waste](#)

[Municipal waste collected separately](#)

[Municipal waste collected from households](#)

[Waste recovery](#)

[Recycling](#)

[Waste disposal site](#)

[Waste thermal treatment](#)

