

Municipal waste management in Mazowieckie Voivodship in 2020

29 October 2021

↑108.2

Dynamics of the amount of municipal waste y/y

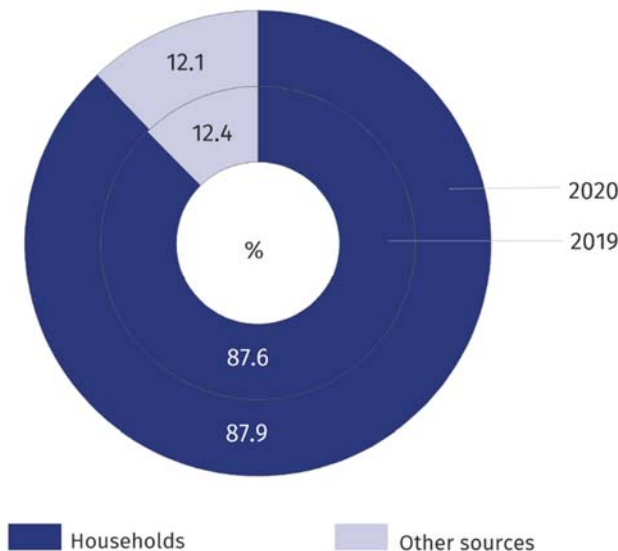
In 2020, the amount of municipal waste generated increased as compared to the previous year. There was an average of 304 kg of municipal waste collected from households per one inhabitant of the Voivodship. The number of municipal waste landfills was lower than a year before.

Municipal waste

In 2020, there were 1,879.2 thousand tonnes of municipal waste collected from the area of Mazowieckie Voivodship, which accounted for 14.3% of the total municipal waste collected in the country. Compared to the previous year, the mass of generated municipal waste increased by 8.2%. There was an average of 346.2 kg (compared to 320.8 kg in 2019) per one inhabitant of the Voivodship. The number of enterprises that collected municipal waste from property owners in 2020 was 160 (a 4.8% decrease compared to 2019). Private sector companies collected 67.9% of municipal waste (compared to 58.8% in 2019). Among the public sector companies, the highest share in the collection of municipal waste was held by entities constituting municipal (local government) property – 97.7%.

There were 1.9 million tonnes of municipal waste collected from Mazowieckie Voivodship

Chart 1. Structure of municipal waste collected by source of origin



Among generated municipal waste dominated waste from households – 1,652.3 thousand tonnes (i.e. a decrease by 8.7% compared to the previous year). There was an average of 304.4 kg of collected municipal waste per 1 inhabitant (by 23.4 kg less than in 2019). 226.9 thousand tonnes were collected from other sources (municipal services, small business, trade, offices and institutions), i.e. more by 5.3% compared to 2019.

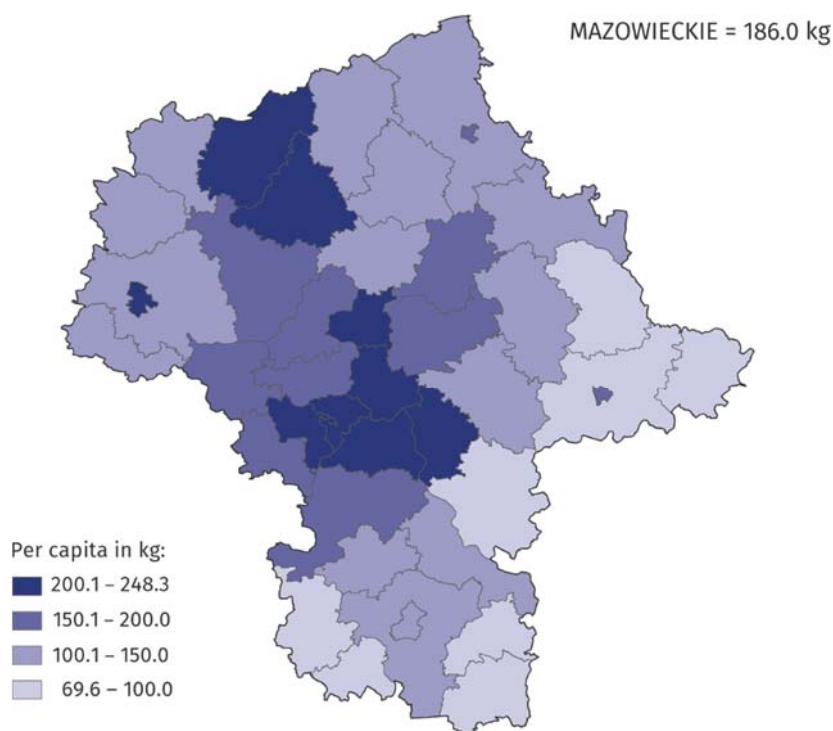
The mass of collected municipal waste consisted of mixed waste and waste collected separately. In 2020, the share of waste mixed in the total weight of municipal waste collected was 63.5% (compared to 71.9% in 2019).

Households are the main source of mixed municipal waste production. 1,009.5 thousand tonnes of waste were collected from households, which constituted 84.6% of the weight in the voivodship. 750.3 thousand tonnes were collected in urban areas of the Voivodship, while in rural areas 259.2 thousand tonnes (in 2019, respectively, 817.0 thousand tonnes and 247.6 thousand tonnes). Calculated per 1 inhabitant, an average of 186.0 kg was collected (by 10.7 kg less than in 2019). The largest amount of mixed municipal waste from households per 1 inhabitant was collected in the powiats: grodziski (248.3 kg), ciechanowski (240.2 kg), m.st. Warszawa (233.4 kg), piaseczyński (226.3 kg), and the least in łosicki (69.6 kg), lipski (71.2 kg), siedlecki (73.7 kg). Whereas 183.7 thousand tonnes of waste were collected from other sources, which accounted for 15.4% of the total weight of mixed municipal waste (decrease by 0.5 thousand tonnes, i.e. less by 0.3% compared to 2019).

Waste mixed (63.5%) dominated in the total weight of collected municipal waste

Almost 85% of mixed municipal waste were collected from households

Map 1. Mixed municipal waste collected from households by powiats in 2020



In 2020, in Mazowieckie Voivodship, 685.9 thousand tonnes of waste were collected separately (36.5% of the total weight of waste). Compared to the previous year, the weight of waste collected separately increased by 198.6 thousand tonnes (by 40.7%). The most waste collected separately came from households – 93.7% (by 0.1 pp more than a year before).

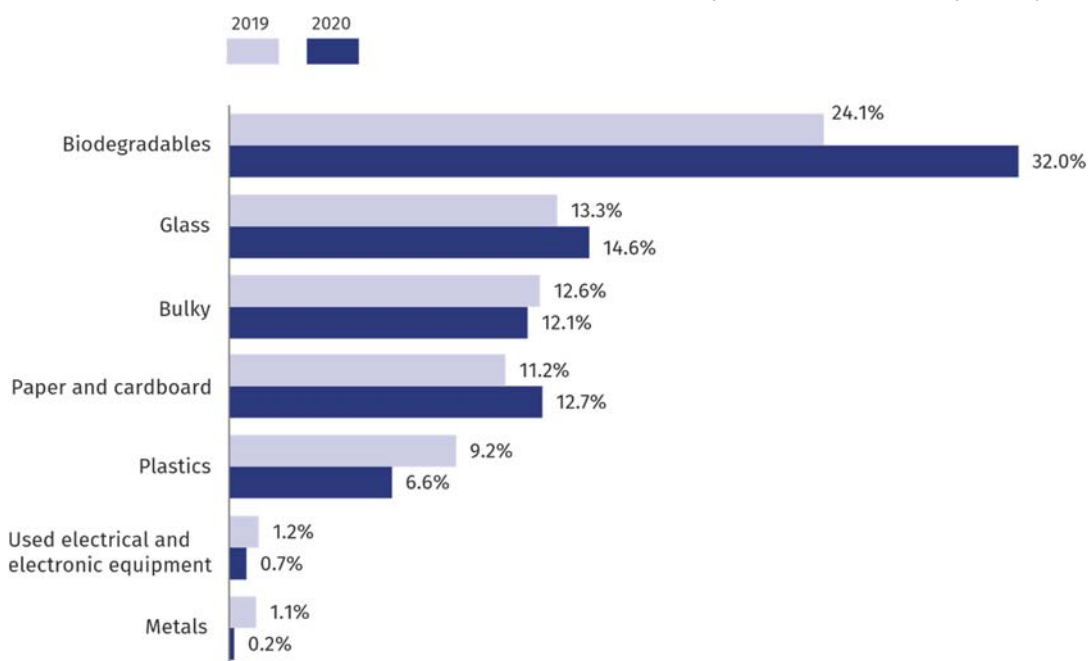
Compared to 2019, the share of waste collected separately from municipal services, trade, small business and institutions decreased by 0.1 pp.

In Mazowieckie Voivodship in 2020, there were 276 points for selective collection of municipal waste (more by 0.4% than in 2019); in urban areas – 69 (25.0% of the total number of this kind of points), and in rural areas 207 (75.0%).

In 2020, out of waste collected separately there was an increase in the amount of biodegradables (by 86.7%), paper and cardboard (by 59.6%), glass waste (by 53.9%), bulky waste (by 34.9%), plastics (by 1.4%). However, the amount of metals (by 72.2%), used electrical and electronic equipment (by 13.9%) decreased.

In 2020, the amount of waste collected separately increased by 40.7% compared to the previous year

Chart 2. Share of selected fractions in the total amount of municipal waste collected separately



Municipal waste treatment includes recovery and disposal. In 2020, 1,094.7 thousand tonnes of municipal waste were allocated for recovery, which accounted for 58.3% of the total weight of municipal waste collected in the Voivodship. 527.1 thousand tonnes of municipal waste were designated for recycling (28.0% of the amount of municipal waste generated), 212.4 thousand tonnes of municipal waste were transferred to biological processing (composting or fermentation) (11.3%), while 355.2 thousand tonnes of municipal waste were sent to incineration with energy recovery (18.9%). 784.5 thousand tonnes of municipal waste were allocated to the disposal processes; 764.4 thousand tonnes were sent to landfilling (40.7% of municipal waste generated), and to incineration without energy recovery – 20.1 thousand tonnes (1.1%).

Over 58% of municipal waste generated was destined for recovery

Nearly 41% of municipal waste collected was destined for landfilling

Municipal waste landfill sites

At the end of 2020, in Mazowieckie Voivodship operated 24 (compared to 25 in 2019) municipal waste landfills with a total area of 157.1 ha (compared to 163.2 ha in 2019).

Out of the total number of active landfill sites, the majority (66.7%) were located in rural areas. In 2020, all landfill sites were equipped with a degassing installation, including 8 with gas escaping directly into the atmosphere. As a result of landfill gas disposal by incineration, 21,092.0 thousand MJ of heat energy and 19,181.9 thousand kWh of electricity was produced.

Nearly 68% of landfill sites for municipal waste were located in rural areas

A worrying phenomenon is the emergence of illegal dumps. During 2020, in Mazowieckie Voivodship, 1033 illegal dumps were liquidated, out of which a total of 3.4 thousand tonnes of municipal waste were collected. Compared to 2019, their number decreased by 3.8% (in rural areas it decreased by 31.2% and in urban areas increased by 2.5%). There are still 163 existing illegal dumps in the Voivodship with a total area of 74.4 thousand m².

Out of 1033 illegal dumps liquidated in the voivodship 3.4 thousand tonnes of municipal waste were collected


Table 1. Mazowieckie Voivodship against the background of the country in 2020 – selected data


SPECIFICATION	Poland	Voivodship	
		total	Poland=100
Municipal waste total in thousand tonnes	13116,9	1879,2	14,3
of which public sector units	5083,6	603,0	11,9
mixed	8142,3	1193,3	14,7
collected from:			
municipal services, trade, small business, offices and institutions	1457,4	183,7	12,6
households	6684,9	1009,5	15,1
per capita in kg	174,3	186,0	.
Collected or collected separately	4974,6	685,9	13,8
designated for recovery and disposal operations:			
landfilling	5217,7	764,4	14,6
incineration			
with energy recovery	2656,2	355,2	13,4
without energy recovery	166,4	20,1	12,1
recycling	3498,6	527,1	15,1
biological processing	1577,9	212,4	13,5
Controlled landfill sites in operation (as of 31 December)			
number	271	24	8,9
area in ha	1692,3	157,1	9,3
Illegal dumps			
existing (as of 31 December)	2008	163	8,1
liquidated (during the year)	9972	1033	10,4


In the case of quoting data from Statistics Poland, please provide information: "Source of data – Statistics Poland", and in the case of publishing calculations made on data published by Statistics Poland, please provide information: "Own study based on Statistics Poland data".

Prepared by:
Statistical Office in Warszawa
Director Zofia Kozłowska
Tel: (+48 22) 464 23 15

Issued by:
Statistical Information Centre
Tel: (+48 22) 464 20 91

 <https://war-szawa.stat.gov.pl/en/>

 @Warszawa_STAT

 @UrzadStatystycznywWarszawie

Related information

[Statistical Yearbook of Mazowieckie Voivodship 2020](#)

[Statistics of gminas and powiats of Mazowieckie Voivodship in 2010 and 2019](#)

Data available in databases

[Local Data Bank Environmental Protection](#)

[Knowledge Databases](#)

Terms used in official statistics

[Illegal dumping site](#)

[Composting of waste](#)

[Biodegradable waste](#)

[Municipal waste](#)

[Municipal waste collected separately](#)

[Municipal waste collected from households](#)

[Waste recovery](#)

[Recycling](#)

[Waste disposal site](#)

[Waste thermal treatment](#)

Evaluate
the study 