

# Municipal waste management in Mazowieckie Voivodship in 2019

31 December 2020

↓95.8

Dynamics of the amount of waste

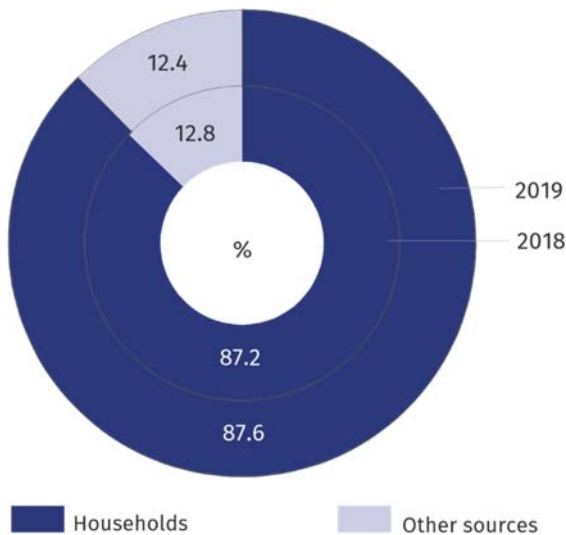
In 2019, the amount of municipal waste generated decreased as compared to the previous year. There was an average of 281 kg of municipal waste collected from households per one inhabitant of the voivodship. The number of municipal waste landfills was lower than a year before.

## Municipal waste

In 2019, there were 1,736.2 thousand tonnes of municipal waste collected from the area of Mazowieckie Voivodship, which accounted for 13.6% of the total municipal waste collected in the country. Compared to the previous year, the mass of generated municipal waste decreased by 4.2%. There was an average of 320.8 kg (compared to 336.0 kg in 2018) per one inhabitant of the voivodship. The number of enterprises that collected municipal waste from property owners in 2019 was 169 (a 3.4% decrease compared to the previous year). Private sector companies collected 58.8% of municipal waste (compared to 57.3% in 2018). Among the public sector companies, the highest share in the collection of municipal waste was held by entities constituting municipal (local government) property - 98.2%.

There were 1.7 million tonnes of municipal waste collected from Mazowieckie Voivodship

Chart 1. Structure of municipal waste collected by source of origin



Among generated municipal waste dominated waste from households — 1,520.7 thousand tonnes, i.e. a decrease by 3.7% compared to the previous year). There was an average of 281.0 kg of collected municipal waste per 1 inhabitant (by 12.0 kg less than in 2018). 215.5 thousand tonnes were collected from other sources (municipal services, small business, trade, offices and institutions), i.e. less by 7.1% compared to 2018.

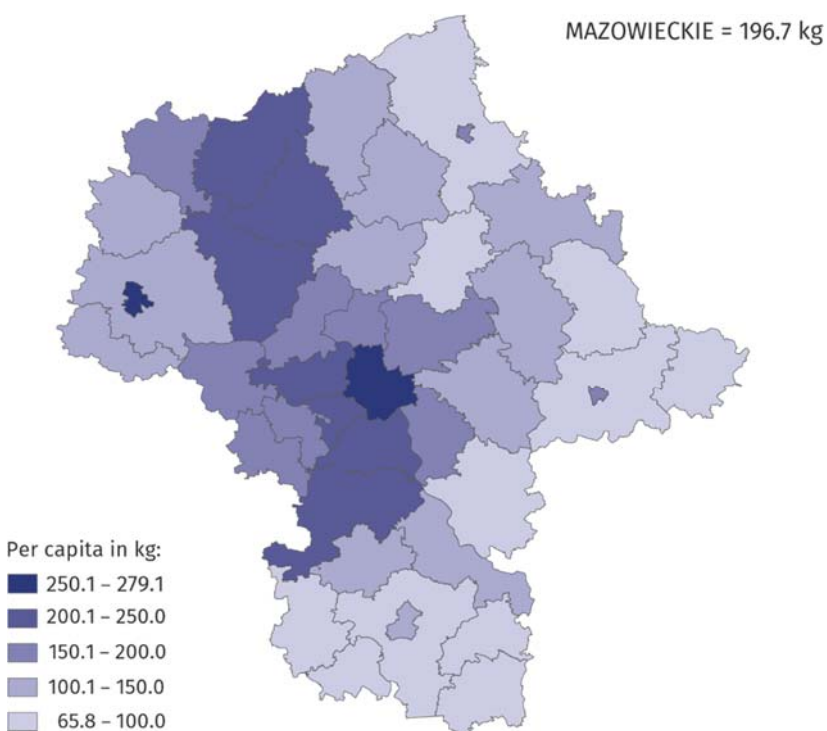
The mass of collected municipal waste consisted of mixed waste and waste collected separately. In 2019, the share of waste mixed in the total weight of municipal waste collected was 71.9% (compared to 73.6 in 2018).

Households are the main source of mixed municipal waste production. 1,064.6 thousand tonnes of waste were collected from households, which constituted 85.2% of the weight in the voivodship. 817.0 thousand tonnes were collected in urban areas of the voivodship, while in rural areas 247.6 thousand tonnes (in 2018, respectively, 878.8 thousand tonnes and 254.6 thousand tonnes). Calculated per 1 inhabitant, an average of 196.7 kg was collected (13.5 kg less than in 2018). The largest amount of mixed municipal waste from households per 1 inhabitant was collected in the powiats: Płock (279.1 kg), m.st. Warszawa (271.1 kg), warszawski zachodni (237.8 kg), and the least in lipski (65.8 kg), siedlecki (73.1 kg), wyszkowski and łosicki powiat (75.2 kg each). Whereas 184.2 thousand tonnes of waste were collected from other sources, which accounted for 14.8% of the total weight of mixed municipal waste (decrease by 15.5 thousand tonnes, i.e. less by 7.8% compared to 2018).

Waste mixed (71.9%) dominated in the total weight of collected municipal waste

85% of mixed municipal waste were collected from households

**Map 1. Mixed municipal waste collected from households by powiats in 2019**



In 2019, in Mazowieckie Voivodship, 487.3 thousand tonnes of waste were collected separately (28.1% of the total weight of waste). Compared to the previous year, the weight of waste collected separately increased by 8.7 thousand tonnes (by 1.8%). The most waste collected separately came from households – 93.6% (by 0.3 pp more than a year before).

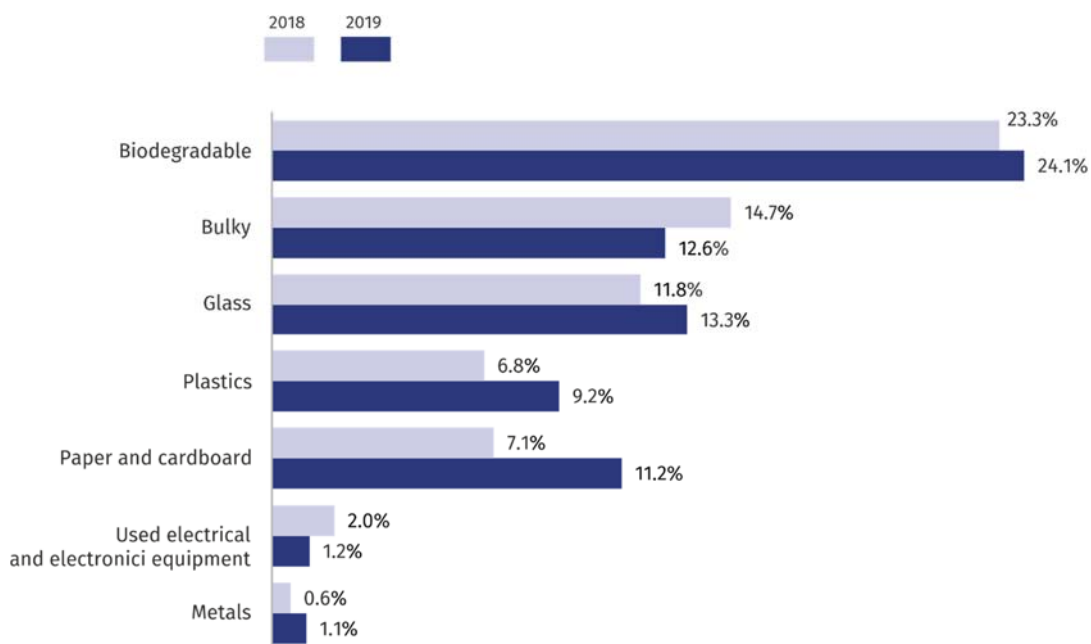
Compared to 2018, the share of waste collected separately from municipal services, trade, small business and institutions decreased by 0.3 pp.

In Mazowieckie Voivodship in 2019, there were 275 points for selective collection of municipal waste (more by 4.2% than in 2018); in urban areas – 74 (26.9% of the total number of points for selective collection of municipal waste), and in rural areas 201 (73.1%).

In 2019, out of waste collected separately there was an increase in the amount of metals (by 79.1%), paper and cardboard (by 60.5%), plastics (by 37.4%), glass waste (by 15.3%), biodegradables (by 5.1%). However, the amount of composite packaging (by 81.7%), used electrical and electronic equipment (by 40.7%), bulky waste (by 12.5%) decreased.

In 2019, the amount of waste collected separately increased by 1.8% compared to the previous year

**Chart 2. Share of selected fractions in the total amount of municipal waste collected separately**



Municipal waste treatment includes recovery and disposal. In 2019, 946.1 thousand tonnes of municipal waste were allocated for recovery, which accounted for 54.5% of the total weight of municipal waste collected in the voivodship. 438.6 thousand tonnes of municipal waste were designated for recycling (25.3% of the amount of municipal waste generated), 90.2 thousand tonnes of municipal waste were transferred to biological processing (composting or fermentation) (5.2%), while 417.3 thousand tonnes of municipal waste were sent to incineration with energy recovery (24.0%). 790.1 thousand tonnes of municipal waste were allocated to the disposal processes; 752.5 thousand tonnes were sent to landfilling (43.3% of municipal waste generated), and to incineration without energy recovery – 37.5 thousand tonnes (2.2%).

### Municipal waste landfill sites

At the end of 2019, in Mazowieckie Voivodship operated 25 (compared to 28 in 2018) municipal waste landfills with a total area of 163.2 ha (compared to 165.5 ha in 2018).

Out of the total number of active landfill sites, the majority (68.0%) were located in rural areas. In 2019, 24 landfill sites, (i.e. 96.0%) were equipped with a degassing installation, including 7 with gas escaping directly into the atmosphere. As a result of landfill gas disposal by incineration, 18,715.6 thousand MJ of heat energy and 19,084.9 thousand kWh of electricity was produced.

A worrying phenomenon is the emergence of illegal dumps. There are still 157 existing illegal dumps in the voivodship with a total area of 72.5 thousand m<sup>2</sup>. During 2019, in Mazowieckie Voivodship, 1074 illegal dumps were liquidated, out of which a total of 3.2 thousand tonnes of municipal waste were collected. Compared to 2018, their number increased by 1.2% (in urban areas it increased by 1.6% and in rural areas it decreased by 0.5%).

55% of municipal waste generated was destined for recovery

Nearly 43% of municipal waste collected was destined for landfilling

68% of landfill sites for municipal waste were located in rural areas

Out of 1074 illegal dumps liquidated in the voivodship 3.2 thousand tonnes of municipal waste were collected

**Table 1. Mazowieckie Voivodship against the background of the country in 2019 – selected data**

SPECIFICATION	Poland	Voivodship	
		total	Poland=100
Municipal waste total in thousand tonnes	12752,8	1736,2	13,6
of which public sector units	4962,0	714,9	14,4
mixed	8775,3	1248,8	14,2
collected from:			
municipal services, trade, small business, offices and institutions	1657,5	184,2	11,1
households	7117,8	1064,6	15,0
per capita in kg	185,4	196,7	.
Collected or collected separately	3977,4	487,3	12,3
designated for recovery and disposal operations:			
landfilling	5487,2	752,5	13,7
incineration			
with energy recovery	2741,8	417,3	15,2
without energy recovery	178,6	37,5	21,0
recycling	3192,1	438,6	13,7
biological processing	1153,2	90,2	7,8
Controlled landfill sites in operation (as of 31 December)			
number	278	25	9,0
area in ha	1670,0	163,2	9,8
Illegal dumps			
existing (as of 31 December)	1868	157	8,4
liquidated (during the year)	11370	1074	9,4

In the case of quoting data from Statistics Poland, please provide information: "Source of data – Statistics Poland", and in the case of publishing calculations made on data published by Statistics Poland, please provide information: "Own study based on Statistics Poland data".

Prepared by:  
**Statistical Office in Warszawa**  
**Director Zofia Kozłowska**  
Tel: (+48 22) 464 23 15

Issued by:  
**Statistical Information Centre**  
**Marcin Kałuski**  
Tel: (+48 22) 464 20 91

**Press office**

Tel.: (+48 22) 464 20 91

**e-mail: [m.kaluski@stat.gov.pl](mailto:m.kaluski@stat.gov.pl)**



[warszawa.stat.gov.pl/en/](http://warszawa.stat.gov.pl/en/)



[@Warszawa\\_STAT](https://twitter.com/Warszawa_STAT)

**Related information**

[Statistical Yearbook of Mazowieckie Voivodship 2019](#)

[Mazowieckie Voivodship – Subregions Powiats Gminas 2019](#)

**Data available in databases**

[Local Data Bank Environmental Protection](#)

[Knowledge Databases](#)

**Terms used in official statistics**

[Illegal dumping site](#)

[Composting of waste](#)

[Biodegradable waste](#)

[Municipal waste](#)

[Municipal waste collected separately](#)

[Municipal waste collected from households](#)

[Waste recovery](#)

[Recycling](#)

[Waste disposal site](#)

[Waste thermal treatment](#)

