

Municipal waste management in Mazowieckie Voivodship in 2018

10th October 2019

↑ 102.0

Dynamics of the amount of
municipal waste y/y

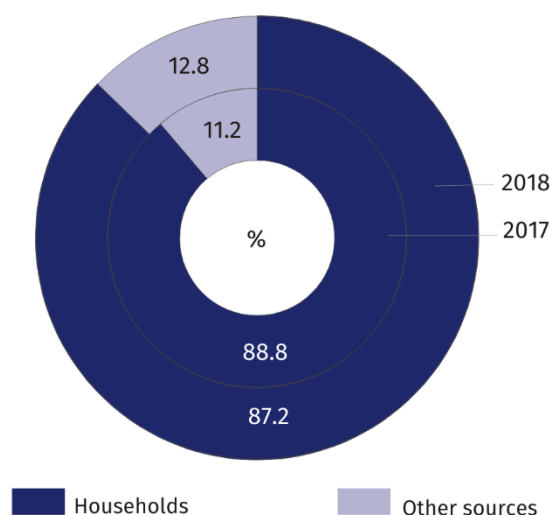
In 2018, the amount of municipal waste generated increased as compared to the previous year (14.5% of the share in the country). There was an average of 293 kg of municipal waste collected from households per one inhabitant of the voivodship. The number of municipal waste landfills was lower than a year before.

Municipal waste

In 2018, there were 1,811.8 thousand tonnes of municipal waste collected from the area of Mazowieckie Voivodship, which accounted for 14.5% of the total municipal waste collected in the country. Compared to the previous year, the mass of generated municipal waste increased by 2.0%. There was an average of 336.0 kg (compared to 330.7 kg in 2017) per one inhabitant of the voivodship. The number of enterprises that collected municipal waste from property owners in 2018 was 177 (a 3.3% decrease compared to the previous year). Private sector companies collected 57.3% of municipal waste (compared to 60.3% in 2017). Among the public sector companies, the highest share in the collection of municipal waste was held by entities constituting municipal (local government) property - 97.7%.

There were 1.8 million tonnes of municipal waste collected from Mazowieckie Voivodship

Chart 1. Structure of municipal waste collected by source of origin



Among generated municipal waste dominated waste from households — 1579.9 thousand tonnes, i.e. an increase by 0.1% compared to the previous year). There was an average of 293.0 kg of collected municipal waste per 1 inhabitant (by 0.8 kg less than in 2017). 231.9 thousand tonnes were collected from other sources (municipal services, small business, trade, offices and institutions), i.e. more by 16.9% compared to 2017.

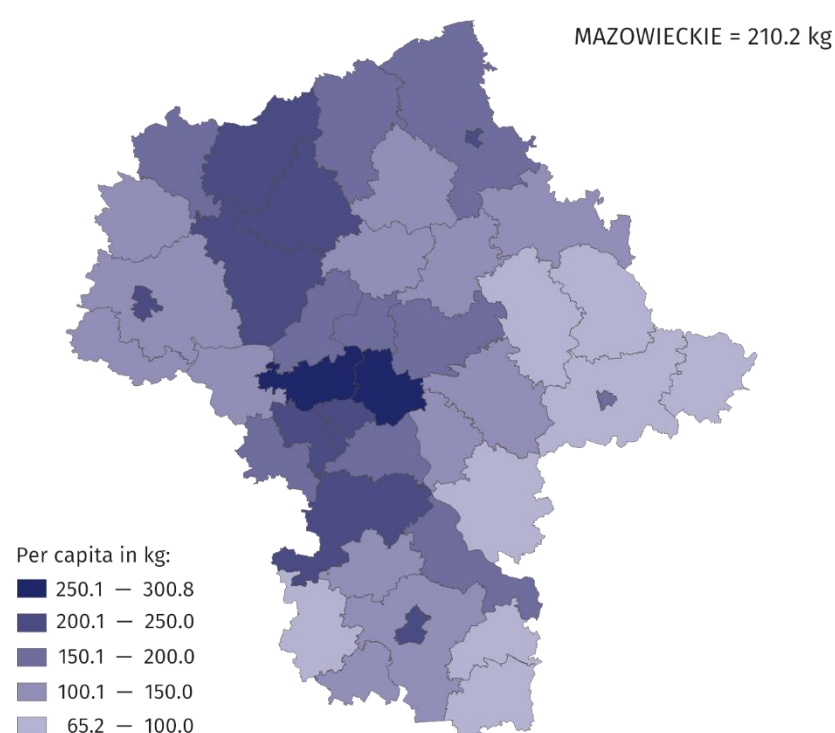
The mass of collected municipal waste consisted of mixed waste and waste collected separately. In 2018, the share of waste mixed in the total weight of municipal waste collected was 73.6% (similar as in 2017).

Households are the main source of mixed municipal waste production. In 2018, 1133.4 thousand tonnes of waste were collected from households, which constituted 85.0% of the weight in the voivodship. 878.8 thousand tonnes were collected in urban areas of the voivodship., while in rural areas 254.6 thousand tonnes (in 2017, respectively, 900.2 thousand tonnes and 233.6 thousand tonnes). Calculated per 1 inhabitant, an average of 210.2 kg was collected (0.8 kg less than in 2017). The largest amount of mixed municipal waste from households per 1 inhabitant was collected in the powiats: Warszawa capital city (300.8 kg), warszawski zachodni (255.5 kg), ciechanowski (242.8 kg), grodziski (240.9 kg) and the least in lipski (65.2 kg), siedlecki (72.2 kg), zwoleński (73.3 kg) and garwoliński powiat (75.7 kg). Whereas 199,8 thousand tonnes of waste were collected from other sources, which accounted for 15.0% of the total weight of mixed municipal waste (increase by 28.1 thousand tonnes, i.e. more by 16.3% compared to 2017).

Waste mixed (73.6%) dominated in the total weight of collected municipal waste

85% of mixed municipal waste were collected from households

Map 1. Mixed municipal waste collected from households by powiats in 2018



In 2018, in Mazowieckie Voivodship, 478.6 thousand tonnes of waste were collected separately (26.4% of the total weight of waste). Compared to the previous year, the weight of waste collected separately increased by 7.2 thousand tonnes (by 1.5%). The most waste collected separately came from households – 93.3% (by 1.0 pp less than a year before).

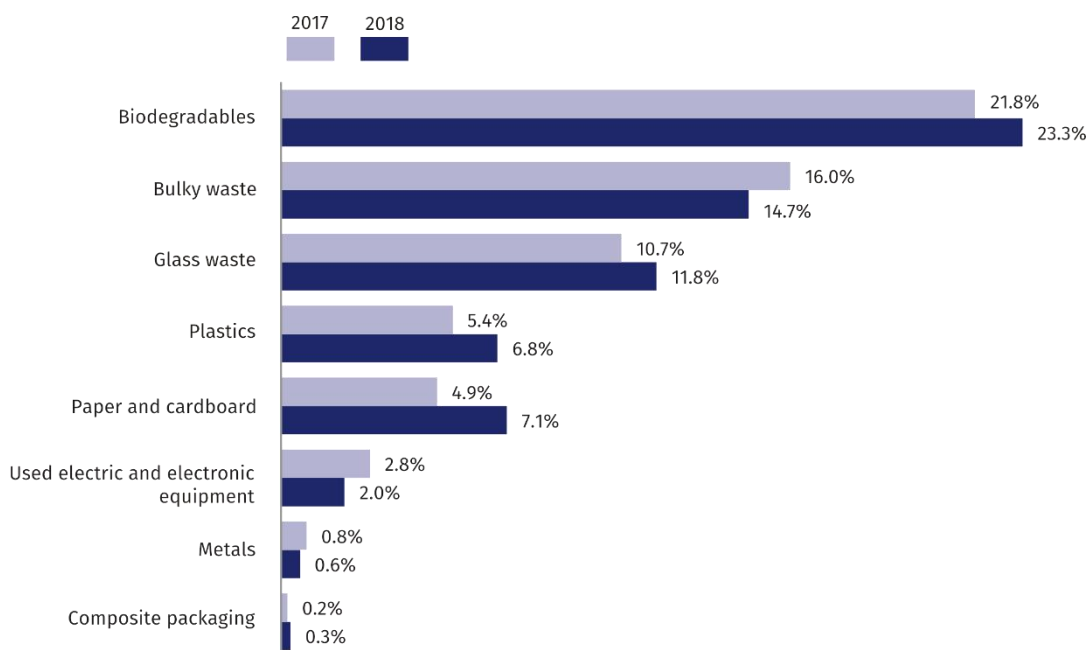
Compared to 2017, the share of waste collected separately from municipal services, trade, small business and institutions increased by 1.0 pp.

In Mazowieckie Voivodship in 2018, there were 264 points for selective collection of municipal waste (less by 1.9% than in 2017); in urban areas — 70 (26.5% of the total number of points for selective collection of municipal waste), and in rural areas 194 (73.5%).

In 2018, out of waste collected separately there was an increase in the amount of paper and cardboard (by 49.0%), plastics (by 27.7%), composite packaging (by 25.2%), glass waste (by 11.8%) as well as biodegradables (by 8.6%). However, the amount of used electrical and electronic equipment (by 26.5%), metals (by 17.3%), bulky waste (by 6.6%) decreased.

In 2018, the amount of waste collected separately increased by 1.5% compared to the previous year

Chart 2. Share of selected fractions in the total amount of municipal waste collected separately



Municipal waste treatment includes recovery and disposal. In 2018, 1,071.4 thousand tonnes of municipal waste were allocated for recovery, which accounted for 59.1% of the total weight of municipal waste collected in the voivodship. 380.6 thousand tonnes of municipal waste were designated for recycling (21.0% of the amount of municipal waste generated), 111.0 thousand tonnes of municipal waste were transferred to biological processing (composting or fermentation) (6.1% of the amount of municipal waste generated), while 579.9 thousand tonnes of municipal waste were sent to incineration with energy recovery (32.0%). 740.4 thousand tonnes of municipal waste were allocated to the disposal processes; 687.1 thousand tonnes were sent to landfilling (37.9% of municipal waste generated), and to incineration without energy recovery — 53.3 thousand tonnes (2.9%).

59% of municipal waste generated was destined for recovery

Nearly 38% of municipal waste collected was destined for landfilling

Municipal waste landfill sites

At the end of 2018, in Mazowieckie Voivodship operated 28 (compared to 29 in 2017) municipal waste landfills with a total area of 165.5 ha (compared to 167.4 ha in 2017).

Out of the total number of active landfill sites, the majority (71.4%) were located in rural areas. In 2018, 26 landfill sites, (i.e. 92.9%) were equipped with a degassing installation, including 10 with gas escaping directly into the atmosphere. As a result of landfill gas disposal by incineration, 10,144.9 thousand MJ of heat energy and 15,159.8 thousand kWh of electricity was produced.

Over 71% of landfill sites for municipal waste were located in rural areas

A worrying phenomenon is the emergence of illegal dumps. In 2018, in Mazowieckie Voivodship, 1061 illegal dumps were liquidated, out of which a total of 4.8 thousand tonnes of municipal waste were collected. Compared to 2017, their number decreased by 18.3% (in urban and rural areas it decreased by 17.3% and 22.2% respectively). There are still 117 wild dumps in the voivodship with a total area of 64.9 thousand m².

Out of 1061 illegal dumps liquidated in the voivodship 4.8 thous. tonnes of municipal waste were collected

Table 1. Mazowieckie Voivodship against the background of the country in 2018 — selected data

SPECIFICATION	Poland	Voivodship	
	total		Poland=100
Municipal waste total in thousand tonnes	12485.4	1811.8	14.5
of which public sector units	4783.1	773.0	16.2
mixed	8877.5	1333.2	15.0
collected from:			
municipal services, trade, small business, offices and institutions	1748.8	199.8	11.4
households	7128.7	1133.4	15.9
per capita in kg	185.6	210.2	x
Collected or collected separately	3608.0	478.6	13.3
designated for recovery and disposal operations:			
landfilling	5191.1	687.1	13.2
incineration			
with energy recovery	2822.1	579.9	20.5
without energy recovery	191.2	53.3	27.9
recycling	3269.1	380.6	11.6
biological processing	1012.0	111.0	11.0
Controlled landfill sites in operation (as of 31 XII)			
number	286	28	9.8
Area in ha	1700.0	165.5	9.7
Illegal dumps			
existing (as of 31 XII)	1607	117	7.3
liquidated (during a year)	10541	1061	10.1

Prepared by:
Mazovian Centre for Regional Surveys
Statistical Office in Warszawa
Edyta Kaźmierczak
Tel: + 48 24 366 50 37 w. 5055
e-mail: e.kazmierczak@stat.gov.pl

Issued by:
Statistical Information Centre
Marcin Kałuski
Tel: + 48 22 464 20 91
e-mail: m.kaluski@stat.gov.pl

Press office

tel.: + 48 22 464 20 91

e-mail: m.kaluski@stat.gov.pl



warszawa.stat.gov.pl/en



[@Warszawa_STAT](https://twitter.com/Warszawa_STAT)

Related information

[Statistical Yearbook of Mazowieckie Voivodship 2018](#)

[Mazowieckie Voivodship. Subregions, powiats, gminas 2018](#)

Data available in databases

[Local Data Bank Environmental Protection](#)

[Knowledge Databases](#)

Terms used in official statistics

[Illegal dumping site](#)

[Composting of waste](#)

[Biodegradable waste](#)

[Municipal waste](#)

[Municipal waste collected separately](#)

[Municipal waste collected from households](#)

[Waste recovery](#)

[Recycling](#)

[Waste disposal site](#)

[Waste thermal treatment](#)

