

Tourism¹ in m.st. Warszawa in 2022

31 May 2023

↑ **110.3%**

Y/y increase in the number of tourists in tourist accommodation establishments

In 2022, there were 4,268.4 thousand tourists using tourists accommodation establishments in Warszawa, who were provided with 7,279.6 thousand overnight stays. Compared to 2021, it was more by 110.3% and 109.2%, respectively. The occupancy rate of bed places amounted to 53.9% and increased during the year by 23.4 pp.

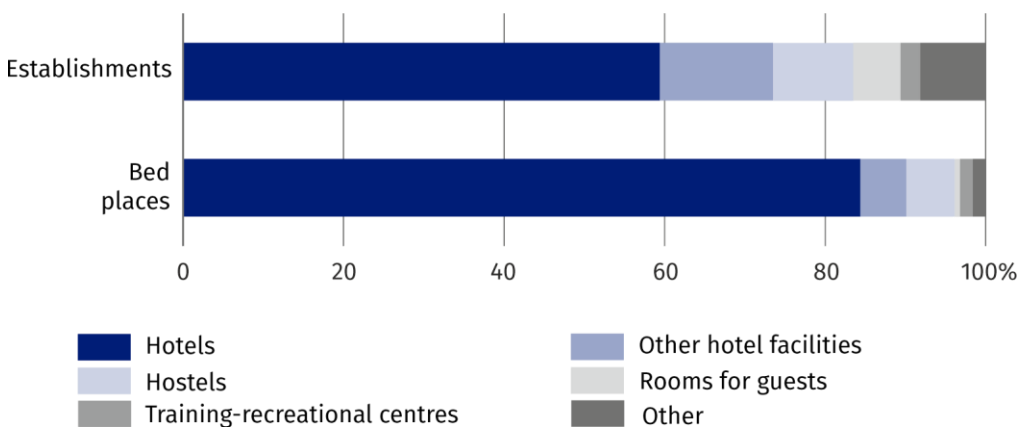
Tourist accommodation establishments

On 31 July 2022, there were 170 tourist accommodation facilities in m.st. Warszawa, of which 169 were open all year. During the year, the number of accommodation establishments decreased by 3.

The tourist accommodation establishments consisted of 126 hotels and similar facilities (hotels, motels, boarding houses and other hotel facilities) as well as 44 other facilities². The largest group among hotels and similar facilities, as in previous years, were hotels – 101 facilities (by 1 more than in 2021). Among other facilities, the most numerous were hostels – 17 (as in the previous year).

At the end of July 2022, tourists visiting the capital city had 170 tourist accommodation establishments at their disposal

Chart 1. Structure of tourist accommodation establishments by type in 2022



At the end of July 2022, 36640 bed places were prepared in tourist accommodation facilities, that is by 2.5% less than in the corresponding period of 2021. According to the compiled data, there was an average of 216 bed places per one facility in the capital city (in 2021 – 217).

The largest number of bed places were offered by hotels (30895), i.e. 84.3% of all bed places in m.st. Warszawa. Compared to the corresponding period of the previous year, the number of bed places in hotels decreased by 1.5%. There was an average of 306 bed places per one hotel (by 8 more than in the previous year).

¹ Applies to tourist accommodation establishments with 10 or more beds.

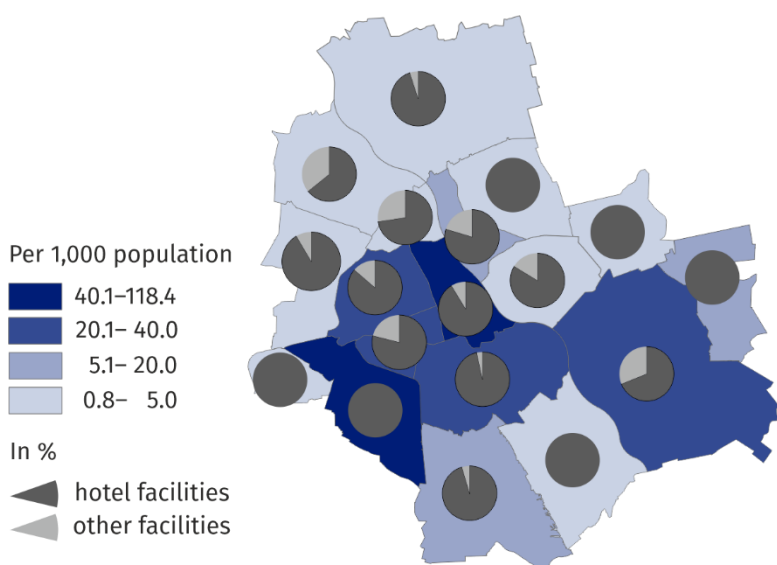
Table 1. Tourist accommodation establishments at the end of July 2022

Specification	Number of establishments		Number of bed places	
	2022	2021=100	2022	2021=100
Total	170	98,3	36640	97,5
of which open all year	169	98,3	36449	97,4
Hotels and similar facilities	126	101,6	33026	98,9
of which hotels	101	101,0	30895	98,5
Other facilities	44	89,8	3614	86,1

The distribution of the tourist accommodation establishments in m.st. Warszawa is uneven. As of the end of July 2022, the largest number of tourist accommodation facilities were located in the Śródmieście district. 45 facilities were operating here, offering 11962 bed places (32.6% of total tourist accommodation facilities in the capital). Apart from Śródmieście, the following districts had the largest number of places: Włochy (5228 place in 20 facilities) and Mokotów (4977 places in 21 facilities).

At the end of July 2022, tourist accommodation establishments in m.st. Warszawa offered 36.6 thousand bed places, of which the most in Śródmieście

Map 1. Bed places in tourist accommodation establishments by districts in 2022



At the end of July 2022, there were 231 catering outlets operating in tourist accommodation establishments (27 more than in the previous year). The largest group were restaurants – 97 (42.0%), followed by bars and cafes – 76 (32.9%), catering outlets – 36 (15.6%) and canteens – 22 (9.5%).

Tourists staying in tourist accommodation establishments

In 2022, 4,268.4 thousand tourists stayed in tourist accommodation establishments, of which 1,269.3 thousand (i.e. 29.7%) foreign tourists, and compared to 2021, it was more than two times and almost three times more, respectively.

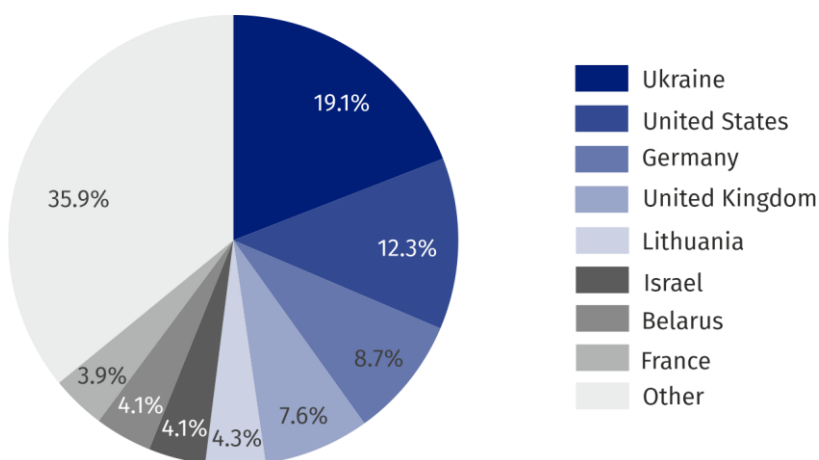
As in the previous year, tourists most often stayed in hotels which hosted 3,816.5 thousand persons (i.e. 89.4% of the total number of tourists accommodated). There were 1,152.0 thousand foreign tourists among the hotel guests (30.2%).

Table 2. Tourists accommodated and nights spent in tourist accommodation establishments in 2021

Specification	Tourists accommodated		Nights spent	
	In thousands	2021=100	In thousands	2021=100
TOTAL	4268,4	210,3	7279,6	209,2
of which open all year	1269,3	279,2	2423,6	280,0
Hotels and similar facilities	3958,2	213,8	6598,1	218,8
of which hotels	3816,5	215,4	6294,9	221,7
Other facilities	310,2	173,6	681,5	146,9

Among foreign tourists, the largest number came from Ukraine – 242.2 thousand (19.1% of the total number of foreign tourists arriving in the capital), the United States – 155.7 thousand (12.3%) and Germany – 110.0 thousand (8.7%).

Chart 2. Structure of foreign tourists by country of permanent residence in 2022

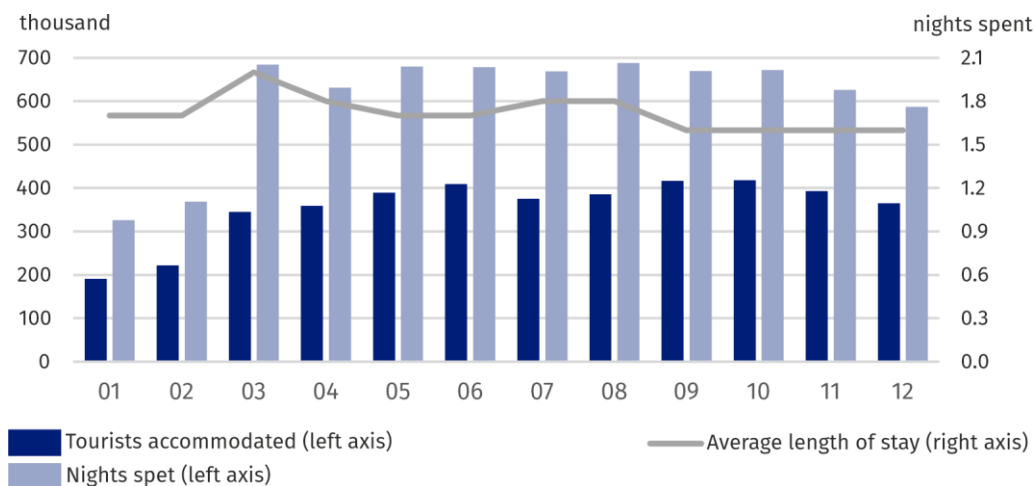


1,269.3 thousand foreign tourists stayed in tourist accommodation establishments in the capital in 2022, the majority from Ukraine

Tourists, who visited m.st. Warszawa in 2022 were provided with 7,279.6 thousand overnight stays (over 2 times more than in 2021), of which 2,423.6 thousand (33.3%) to foreign tourists (almost 3 times more than in the previous year). The largest number of overnight stays was recorded in hotels – 6,294.9 thousand (i.e. 86.5% of total nights spend in the capital).

On average, one tourist spent 1.7 nights in 2022 in m.st. Warszawa (the same as the year before). The average length of a foreign tourist's stay remained unchanged and amounted to 1.9 nights.

Chart 3. Tourists accommodated, nights spent and average length of stay in tourist accommodation establishments by months in 2022

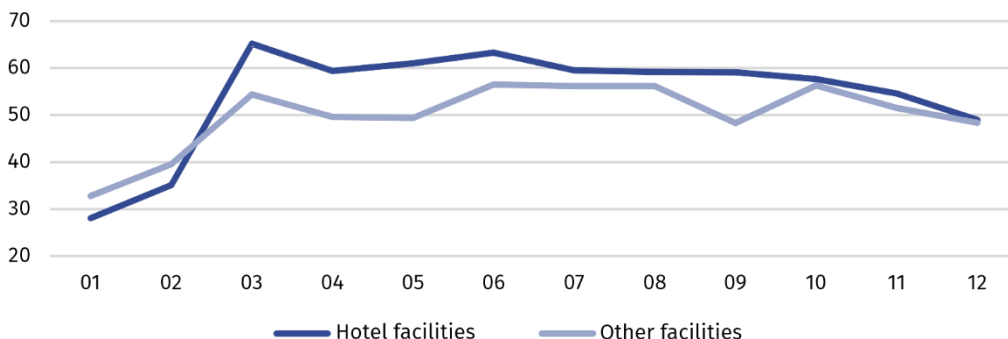


In 2022, the largest number of tourists visited the capital in October – 482.2 thousand, and the least in January – 190.6 thousand. The most overnight stays were also provided in October – 688.2 thousand, and the least in January – 326.2 thousand.

Occupancy rate of bed places in tourist accommodation facilities in total in 2022, amounted to 53.9% and increased by 23.4 pp than in the previous year. Occupancy rate of bed places in hotel facilities amounted to 54.3% (by 24.3 pp more than in the previous year), and in other facilities 49.9% (by 16.0 pp more).

In 2022, the highest occupancy rate of bed places was recorded in hostels (58.2%)

Chart 4. Occupancy rate of bed places in 2022 (in %)



In the capital city, 4,209.6 thousand rooms were rented to tourists in hotel facilities, including 1,484.6 thousand (35.3%) to foreign tourists. The occupancy of rooms in hotels, motels, boarding houses and other hotel facilities in 2022 amounted to 66.4% (by 29.4 pp more than in 2021). The highest occupancy rate of rooms was recorded in June – 75.9%, and the lowest in January – 34.3%.

Warsaw is well-equipped with a high-standard tourist infrastructure. 101 out of 261 hotels in Mazowieckie Voivodship were located in the capital, including 14 5-star hotels out of 15 in the Voivodship. 5-star hotels offered 3,195 rooms and 5,582 bed places. Occupancy rate of rooms in these hotels amounted to 65.9%, and of bed places – 54.2%. In 2022, 5-star hotels were used by 661.0 thousand, i.e. 17.3% of the total number of tourists staying in hotels in the capital city. The largest percentage were tourists staying in 4-star (35.9%) and 3-star (30.3%) hotels. Foreigners in hotels accounted for 30.2% of all guests, and in hotels of the highest standard (5-star) this share was the highest and amounted to 49.1%.

In 2022, foreign tourists in hotels accounted for 30.2% of all guests, and in 5-star hotels almost half

Table 3. Occupancy of hotels by category in 2022

Specification	Number of facilities ^a	Tourists	Nights spent	Rented rooms	Occupancy in % of	
					In thousands	
Hotels	101	3816,5	6294,9	4038,1	55,2	66,6
5-star	14	661,0	1196,3	829,1	54,2	65,9
4-star	26	1369,3	2169,0	1383,7	53,4	63,5
3-star	38	1157,9	1885,3	1196,3	58,6	67,9
2-star	16	339,1	573,7	359,6	50,4	69,1
1-star	5
under categorisation	2

a As of the end of July.

When quoting the data from the Statistics Poland, please do include information: "Data source Statistics Poland", while in case of publishing the calculations done with the use of the data published by Statistics Poland, please do include information: "Own elaboration based on the Statistics Poland data"

Prepared by:
Statistical Office in Warszawa
Acting Director Agnieszka Ajdyn
Tel.: (+ 48 22) 464 23 15

Issued by:
Statistical Information Centre
Marcin Kałuski
Tel.: (+ 48 22) 464 20 91

Press office

Tel.: (+ 48 22) 464 20 91

e-mail: m.kaluski@stat.gov.pl



www.warszawa.stat.gov.pl/en/



[@WARSZAWA_STAT](https://twitter.com/WARSZAWA_STAT)



[@UrządStatystycznywWarszawie](https://www.facebook.com/UrządStatystycznywWarszawie)



[gus_stat](https://www.instagram.com/gus_stat)



[głównyurządstatystycznygus](https://www.youtube.com/głównyurządstatystycznygus)



[głównyurządstatystyczny](https://www.linkedin.com/głównyurządstatystyczny)

Related information

[Tourism in 2021](#)

[Tourism in the European Union](#)

Data available in databases

[Local Data Bank](#)

Terms used in official statistics

[Tourism](#)

[Tourist accommodation establishment](#)

[Bed places in tourist accommodation establishments](#)

[Foreign tourists in tourist accommodation establishments](#)

[Nights spent in tourist accommodation establishments](#)

