

Tourism in m.st. Warszawa in 2020

Applies to tourist accommodation establishments with 10 or more beds

↓ 65.3%

Decrease in the number of tourists in tourist accommodation establishments compared to 2019

In 2020, there were 1,322.9 thousand tourists using tourists accommodation establishments in Warszawa, who were provided with 2,336.9 thousand overnight stays. Compared to 2019, it was less by 65.3% and 64.3%, respectively. The occupancy rate of bed places amounted to 22.4% and decreased during the year by 30.5 pp.

18 May 2021

Tourism is one of the sectors directly affected by the COVID-19 pandemic. The restrictions on the movement of people introduced in Poland in mid-March this year and the restriction of activities related to the provision of hotel services from the beginning of April and the renewed since November of the activities related to the provision of hotel services, resulted in a significant decrease in the number of persons staying in tourist accommodation establishments in 2020.

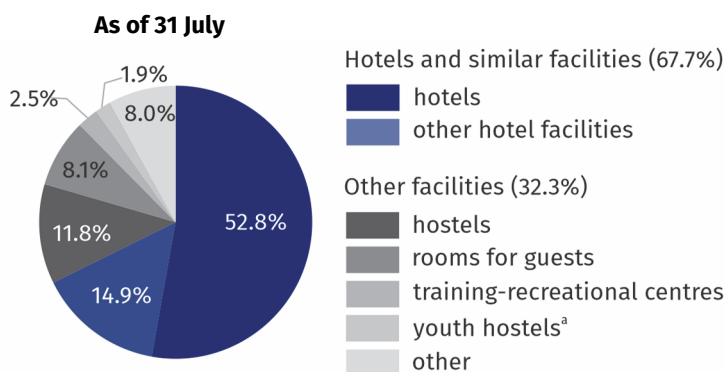
Tourist accommodation establishments

On 31 July 2020, there were 161 tourist accommodation facilities in m.st. Warszawa, of which 159 were open all year. During the year, the number of accommodation facilities decreased by 16.1% (by 31 facilities).

The tourist accommodation establishments consisted of 109 hotels and similar facilities (hotels, motels, boarding houses and other hotel facilities) as well as 52 other facilities¹. The largest group among hotels and similar facilities, as in previous years, were hotels – 85 facilities (by 13 fewer than in 2019). Among other facilities, the most numerous were hostels – 19 (by 6 fewer than in the previous year).

At the end of July 2020, tourists visiting the capital city had 161 tourist accommodation establishments at their disposal

Chart 1. Structure of tourist accommodation establishments by type in 2020



a Including school youth hostels.

At the end of July 2020, 31769 bed places were prepared in tourist accommodation facilities, that is by 8.8% less than in the corresponding period of 2019. According to the compiled data, there was an average of 197 bed places per one facility in the capital city (in 2019 – 182).

¹ Excursion hostels, shelters, youth hostels, school youth hostels, holiday centres, holiday youth centres, training-recreational centres, creative arts centres, complexes of tourist cottages, camping sites, tent camp sites, hostels, health establishments, rooms for rent, agrotourism lodgings, other not classified establishments.

The largest number of bed places were offered by hotels (25406), i.e. 80.0% of all bed places in m.st. Warszawa. Compared to the corresponding period of the previous year, the number of bed places in hotels decreased by 8.8%. There was an average of 299 bed places per one hotel (by 15 more than in the previous year).

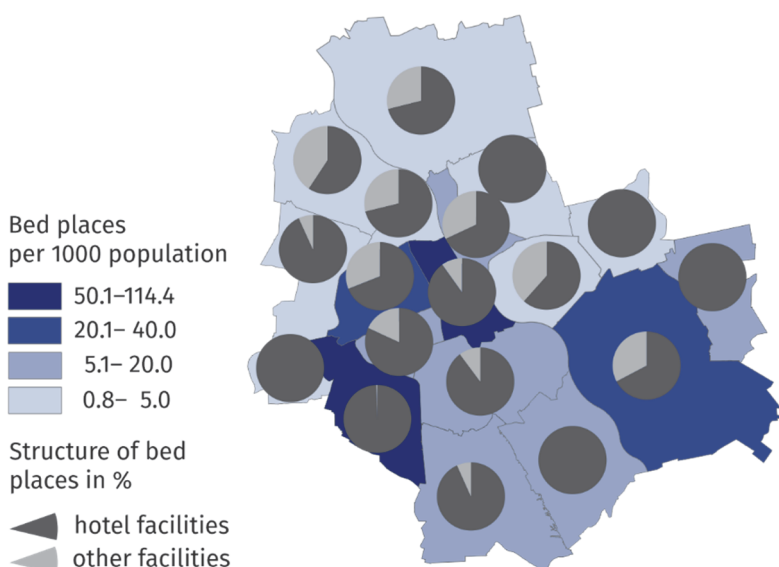
Table 1. Tourist accommodation establishments in 2020
As of 31 July

Specification	Number of establishments		Number of bed places	
	2020	2019=100	2020	2019=100
TOTAL	161	83,9	31769	91,2
of which open all year	159	83,7	31583	91,5
Hotels and similar facilities	109	87,9	27316	91,1
of which hotels	85	86,7	25406	91,2
Other facilities	52	76,5	4453	91,4

The distribution of the tourist accommodation establishments in m.st. Warszawa is uneven. As of the end of July 2020, the largest number of tourist accommodation facilities were located in the Śródmieście district. 41 facilities were operating here, offering 11139 bed places (35.1% of total tourist accommodation facilities in the capital). Apart from Śródmieście, the following districts had the largest number of places: Włochy (5027 place in 19 facilities), Wola (3525 places in 16 facilities) and Mokotów (3082 places in 18 facilities).

At the end of July 2020, tourist accommodation establishments in m.st. Warszawa offered 31.8 thousand bed places, of which the most in Śródmieście

Map 1. Bed places in tourist accommodation establishments by districts in 2020
As of 31 July



At the end of July 2020, 175 catering establishments operated in tourist accommodation facilities (by 34 fewer than in the previous year). The largest group represented restaurants – 84 (48.0%), followed by bars and cafes – 62 (35.4%), food stands – 15 (8.6%) and canteens – 14 (8.0%).

Tourists staying in tourist accommodation establishments

In 2020, 1322.9 thousand tourists stayed in tourist accommodation facilities, of which 327.6 thousand (i.e. 24.8%) foreign tourists. Compared to 2019, the number of tourists decreased by a total of 65.3% and the number of foreign tourists by 75.9%.

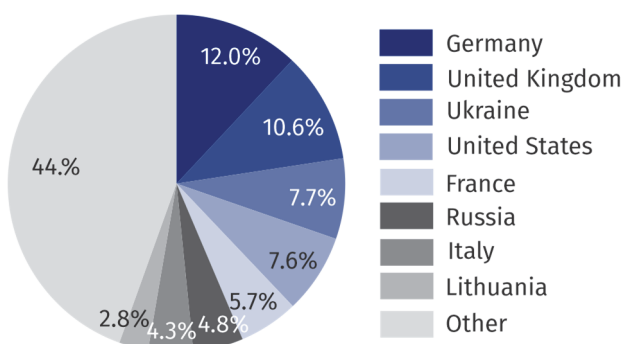
As in the previous year, tourists most often stayed in hotels which hosted 1,131.0 thousand persons (i.e. 85.5% of the total number of tourists accommodated). There were 285.1 thousand foreign tourists among the hotel guests.

Table 2. Tourists accommodated and nights spent in tourist accommodation establishments in 2020

Specification	Tourists accommodated		Nights spent	
	In thousands	2019=100	In thousands	2019=100
TOTAL	1322,9	34,7	2336,9	35,7
of which open all year	327,6	24,1	633,2	24,5
Hotels and similar facilities	1188,8	33,9	1965,6	33,8
of which hotels	1131,0	33,8	1813,0	33,0
Other facilities	134,1	44,0	371,4	51,0

Most foreign tourists visiting the capital came from Europe – 254.1 thousand (by 71.2% less than a year earlier). M.st. Warszawa was also visited by: 31.0 thousand tourists from Asia (by 86.5% less than in 2019); 26.5 thousand from North America (by 83.1% less); 2.2 thousand from South and Central America (by 85.3% less); 1.7 thousand from Africa (by 76.6% less) and 1.3 thousand from Australia and Oceania (by 89.0% less).

Chart 2. Structure of foreign tourists by country of permanent residence in 2020

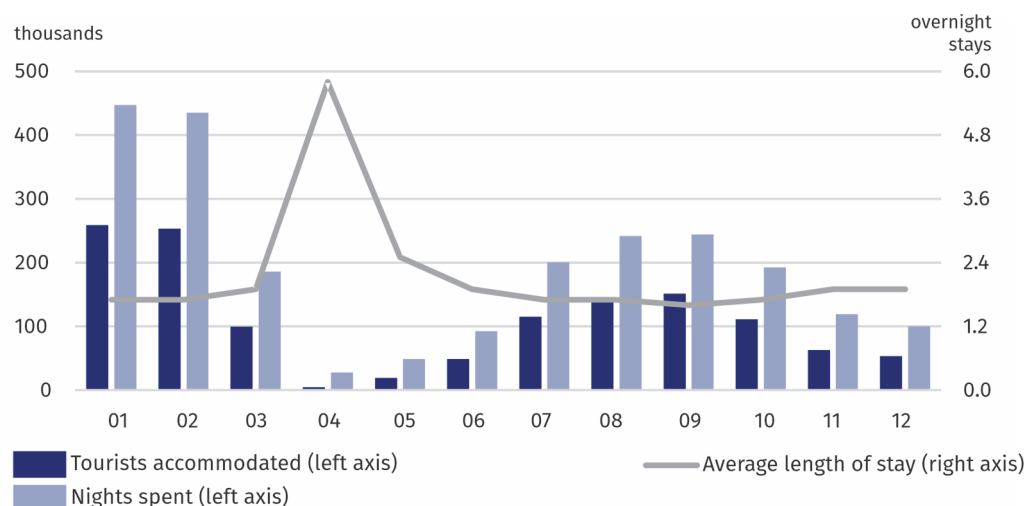


327.6 thousand foreign tourists stayed in tourist accommodation establishments in the capital in 2020, the majority from Germany, United Kingdom and Ukraine

Tourists, who visited Warsaw capital city in 2020 were provided with 2336.9 thousand overnight stays (a 64.3% decrease compared to 2019), of which 633.2 thousand (27.1%) to foreign tourists (by 75.5% less than in the previous year). The largest number of overnight stays was recorded in hotels – 1813.0 thousand (i.e. 77.6% of total nights spent in the capital).

On average, one tourist spent 1.8 nights in m.st. Warszawa (1.7 nights the year before). The average length of a foreign tourist's stay remained unchanged and amounted to 1.9 nights.

Chart 3. Tourists accommodated, nights spent and average length of stay in tourist accommodation establishments by months in 2020



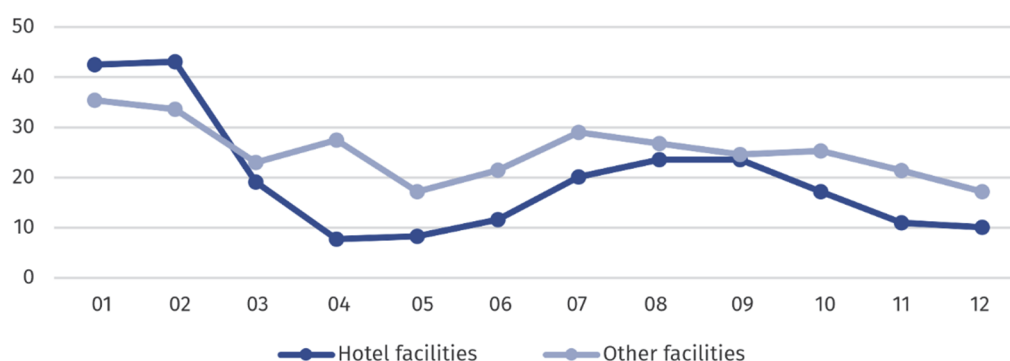
In 2020, on average one tourist spent 1.8 nights in m.st. Warszawa and a foreign tourist 1.9 nights

Considering the number of tourists in individual months, it can be noticed that the greatest number of tourists visited m.st. Warszawa in January (258.7 thousand) and February (253.0 thousand). Starting in March, the number of tourists began to decline sharply, peaking in April (4,800), when most venues were suspended due to the COVID-19 pandemic. Since May, there has been an increase in the number of persons using overnight stays, and a further decline since October. The highest number of overnight stays was also provided in January (447.2 thousand) and February (435.0 thousand), the least in April (28.0 thousand).

Occupancy rate of bed places in tourist accommodation facilities in total in 2020, amounted to 22.4% and decreased by 30.5 pp than in the previous year. Occupancy rate of bed places in hotel facilities amounted to 21.9% (by 32.2 pp less than in the previous year), and in other facilities 25.4% (by 20.0 pp less).

In 2018, the highest occupancy rate of bed places was recorded in hostels (29,9%)

Chart 4. Occupancy rate of bed places in 2020 (in %)



In the capital city, 1,298.0 thousand rooms were rented to tourists in hotel facilities, including 358.8 thousand to foreign tourists. The occupancy of rooms in hotels, motels, boarding houses and other hotel facilities in 2020 amounted to 27.7% (by 41.3 pp less than in 2019). The highest occupancy rate of rooms was recorded in February (57.7%) and January (54.7%), and the lowest in April - 9.3%.

Warsaw is well-equipped with a high-standard tourist infrastructure. 34.6% of all hotels in Mazowieckie Voivodship were located in the capital city, including 15 5-star hotels out of 16 in the voivodship. 5-star hotels offered 3,496 rooms and 6,100 bed places. Occupancy rate of rooms in these hotels amounted to 24.8%, and of bed places - 20.6%. In 2020, 5-star hotels

were used by 217.3 thousand, i.e. 19.2% of the total number of tourists staying in hotels in the capital city. The largest percentage were tourists staying in 3-star (32.5%) and 4-star (30.7%) hotels, and the smallest – staying in 1-star hotels (7.0%). Foreigners in hotels accounted for 25.2% of all guests, and in hotels of the highest standard (5-star) this share was the highest and amounted to 44.8%.

In 2020, tourists most often stayed in hotels, with every fifth choosing the offer of 5-star hotels

Table 3. Occupancy of hotels by category in 2020

Specification	Number of facilities ^a	Tourists	Nights spent	Rented rooms	Occupancy in % of	
		In thousands			places	rooms
Hotels	85	1131,0	1813,0	1213,0	21,8	27,8
5-star	15	217,3	365,3	252,8	20,6	24,8
4-star	17	346,9	545,4	374,3	20,9	27,3
3-star	32	368,0	530,7	363,2	21,7	27,7
2-star	15	105,5	172,4	117,6	19,4	28,4
1-star	4
under categorization	2

a As of 31 July.

Note: Due to the need to maintain statistical confidentiality within the meaning of the Law on official statistics, some data has been hidden (.).

Table 4. Tourist accommodation establishments by districts in 2020

Specification	Establishments ^a	Bed places ^a		Tourists accommodated		Nights spent	
		total	of which open all year	total	of which foreign tourists	total	of which to foreign tourists
M.st. Warszawa	161	31769	31583	1322926	327551	2336943	633171
Bemowo	5	412	412	22114	1540	35694	3807
Białołęka	8	647	622	20255	3691	59743	25926
Bielany	3	405	405	5780	574	12912	1438
Mokotów	18	3082	3082	120166	16890	301597	37274
Ochota	6	1599	1599	90562	28874	120039	41089
Praga-Południe	6	549	549	27673	1893	60535	6162
Praga-Północ	4	384	384	30783	3843	47443	9098
Rembertów	1	92	92
Śródmieście	41	11139	11139	486868	160938	822913	304998
Targówek	1	99	99

a As of 31 July.

Note: Due to statistical confidentiality within the meaning of the Act on official statistics, part of data for 5 districts has been hidden (#).

Table 4. Tourist accommodation establishments by districts in 2020 (cont.)

Specification	Establishments ^a	Bed places ^a		Tourists accommodated		Nights spent	
		total	of which open all year	total	of which foreign tourists	total	of which to foreign tourists
Ursus	2	81	81
Ursynów	10	1544	1544	64407	5621	106891	9003
Wawer	14	2404	2404	74597	7032	174336	28689
Wesoła	2	337	337
Wilanów	3	370	370	14185	2013	24523	4029
Włochy	19	5027	4866	199041	50683	283137	73149
Wola	16	3525	3525	148007	42364	258065	85658
Żoliborz	2	73	73

a As of 31 July.

Note: Due to statistical confidentiality within the meaning of the Act on official statistics, part of data for 5 districts has been hidden (#).

Prepared by:
Statistical Office in Warszawa
Director Zofia Kozłowska
Tel: (+ 48 22) 464 23 15

Issued by:
Statistical Information Centre
Marcin Kałuski
Tel: (+ 48 22) 464 20 91

Press office

Tel.: (+ 48 22) 464 20 91

e-mail: m.kaluski@stat.gov.pl



warszawa.stat.gov.pl/en/



[@Warszawa_STAT](https://twitter.com/Warszawa_STAT)

Related information

[Tourism in 2019](#)

[Tourism in the European Union](#)

Data available in databases

[Local Data Bank](#)

Terms used in official statistics

[Tourist](#)

[Tourist accommodation establishment](#)

[Bed places in tourist accommodation establishments](#)

[Foreign tourists in tourist accommodation establishments](#)

[Nights spent \(overnight stays\) in tourist accommodation establishments](#)

