

Tourism in the Capital City of Warszawa in 2017

18.05.2018

6.2 mln

nights spent in tourist accommodation establishments

The Capital City of Warszawa, as in the previous years, took first place in the country among powiats and cities with powiat status in terms of the number of nights spent (followed by Kraków and Kołobrzescki powiat). In 2017, there were 6.2 mln nights spent in tourist accommodation facilities.

The number of nights spent increased in comparison to the previous year by 8.9%

The news release presents the results of the tourist accommodation establishment survey in Poland¹

Tourist accommodation establishments

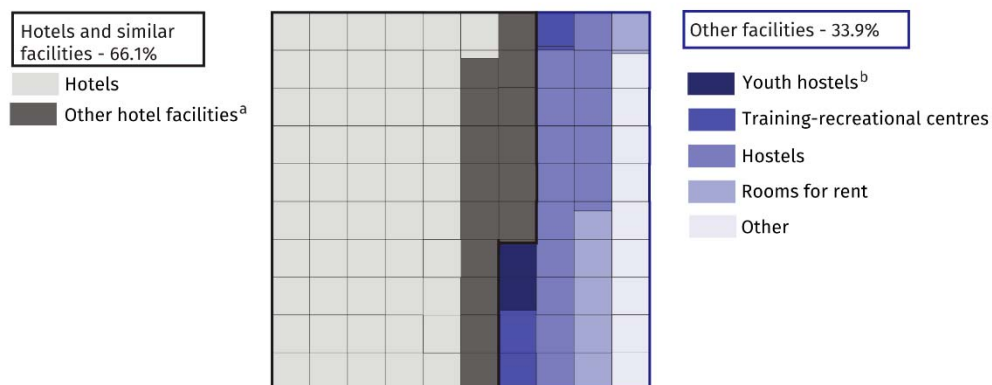
On 31 July 2017, in the Capital City of Warszawa, there were 168 tourist accommodation facilities (of which 167 open all year). During a year, the number of tourist accommodation facilities increased by 13.5% (by 20 facilities).

The tourist accommodation establishments consisted of 111 hotels and similar facilities (hotels, motels, boarding houses and other hotel facilities) as well as other facilities². The largest group among hotel and similar facilities, as in previous years, were hotels – 86 facilities (by 1.2% more than in 2016).

Among other facilities, the most numerous were hostels – 24 (twice as many as in 2016).

In 2017, tourists visiting the capital had 168 tourist accommodation facilities at their disposal

Figure 1. Structure of tourist accommodation facilities by type of facility. As of 31 VII



^a Including motels.

^b Including school youth hostels.

¹ The statistical survey of tourist accommodation establishments is conducted on a monthly basis using KT-1 forms. The survey provides information on the condition and occupancy rate of tourist accommodation facilities with 10 and more beds. Since 2016, the data have been presented using the imputation for entities that refused to take part in the survey. The data for 2016 were changed compared to the previous edition of the publication „Tourism in the Capital City of Warszawa in 2016”.

² Excursion hostels, shelters, youth hostels, school youth hostels, holiday centres, holiday youth centres, training-recreational centres, creative arts centres, complexes of tourist cottages, camping sites, tent camp sites, hostels, health establishments, rooms for rent, agrotourism lodgings, other not classified establishments.

At the end of July 2017, in tourist accommodation establishments, there were 31 021 bed places prepared for the reception of tourists, i.e. by 7.9% more than in the corresponding period of 2016. According to the compiled data, on average, one facility in the capital had 185 bed places (in 2016 – 194).

In July 2017, tourist accommodation facilities in the Capital City of Warszawa offered 31.0 thous. bed places, of which most in Śródmieście

Tablica 1. Tourist accommodation facilities. As of 31 VII

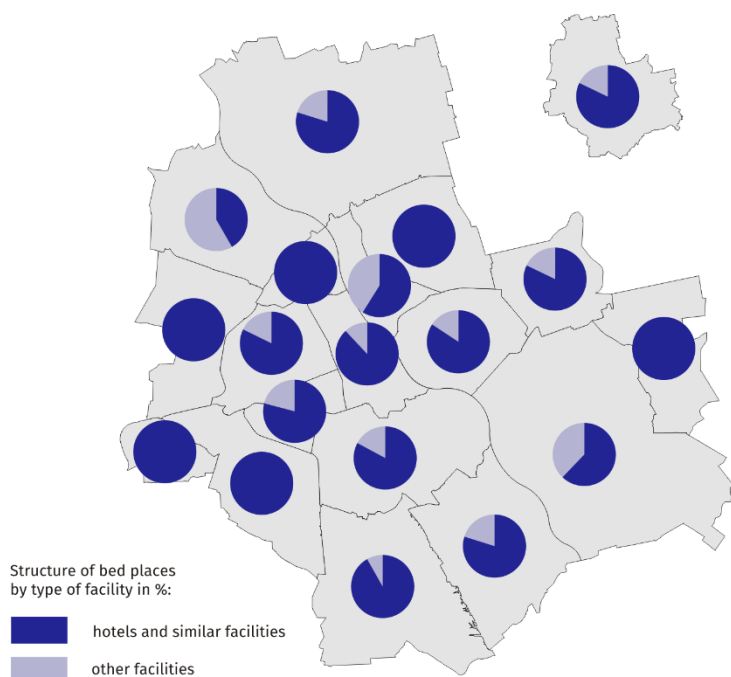
Specification	Number of facilities			Number of beds		
	2016	2017	2016=100	2016	2017	2016=100
TOTAL	148	168	113.5	28762	31021	107.9
of which open all year	147	167	113.6	28604	30673	107.2
Hotels and similar facilities	107	111	103.7	25454	26309	103.4
hotels	85	86	101.2	23820	24280	101.9
Other hotel facilities ^a	22	25	113.6	1634	2029	124.2
Other facilities	41	57	139.0	3308	4712	142.4
youth hostels ^b	4	3	75.0	384	274	71.4
training-recreational centres	4	5	125.0	420	620	147.6
hostels	12	24	200.0	1043	2177	208.7
rooms for guests	7	10	142.9	220	311	141.4
other	14	15	107.1	1241	1330	107.2

a Including motels.

b Including school youth hostels.

The largest number of bed places were offered by hotels (24 280), i.e. 92.3% in the group hotels and similar facilities and 78.3% of all bed places in the Capital City of Warszawa. Compared to the corresponding period of the previous year, the number of bed places in hotels increased by 1.9%. In 2017, there was an average of 282 bed places per one hotel.

Map 1. Tourist accommodation establishments in 2017. As of 31 VII



The distribution of the tourist accommodation establishments in the Capital City of Warszawa is uneven. As of the end of July 2017, the largest number of tourist accommodation facilities were located in the Śródmieście district – 49, i.e. 29.2% of total tourist accommodation facilities in the capital and in the districts: Mokotów (21), Włochy (14) and Wola (13) – respectively 12.5%, 8.3% and 7.7% of the total accommodation facilities in the capital.

From among the total accommodation facilities in the Capital City of Warszawa, the largest number of bed places offered hotels located in the Śródmieście district (32.8% of the total beds), as well as Włochy (10.3%), Mokotów (8.5%) and Wola (8.0%). The smallest number of bed places was in the districts: Ursus, Żoliborz, Targówek and Rembertów – in total 0.9% of all beds.

Catering establishments in tourist accommodation facilities

At the end of July 2017, in tourist accommodation facilities operated 184 catering establishments (by 3 more than in the previous year). The largest group made up restaurants – 88 (47.8%), followed by bars and cafes – 62 (33.7%), canteens – 18 (9.8%) and food stands – 16 (8.7%).

The largest number of catering establishments operated in hotels – 81.5%

In the surveyed period, 166 catering establishments were located in hotels and similar facilities (a total of 90.2% facilities). In comparison to July 2016, their number increased by 10 facilities. Majority of catering establishments were located in hotels (150), i.e. 81.5% of the total catering establishments of tourist accommodation establishment in the capital city.

Table 2. Catering establishments. As of 31 VII

Specification	Total	Restaurants	Bars and cafes	Canteens	Food stands
Total					
2016	181	100	62	10	9
2017	184	88	62	18	16
Hotels and similar facilities	166	86	54	13	13
of which hotels	150	76	52	11	11
Other facilities	18	2	8	5	3

Of the total number of establishments in hotels, the largest number was in 3-star hotels – 29 restaurants, i.e. 38.2% of all restaurants in hotels and 33.0% of all restaurants in tourist accommodation facilities and 20 bars and cafes (38.5% and 32.3%, respectively).

Occupancy of tourist accommodation facilities

In 2017, tourist accommodation facilities were used by 3 559.3 thous. persons (by 7.4 % more than a year earlier). As in the previous year, tourists most often stayed in hotels that have accepted 3 135.2 thous. persons (a 5.4% increase in relation to 2016).

In 2017, tourists most often stayed in hotels, with one in five choosing a 5-star hotel

Tourists, who visited the Capital City of Warszawa in 2017 were provided with 6 160.2 thous. overnight stays (an increase by 8.9% compared to 2016), of which 90.0% was allocated to hotels and similar facilities – 5 547.0 (a 6.5% increase). The largest number of overnight stays was recorded in hotels – 5 251.7 thous. (an increase by 5.4%), hostels – 347.1 thous. (an increase by 55.6%) and other hotel facilities – 295.3 thous. (an increase by 29.9%).

The average length of stay of tourists tourist accommodation facilities in total in 2017 amounted to (as in the previous year) 1.7 days.

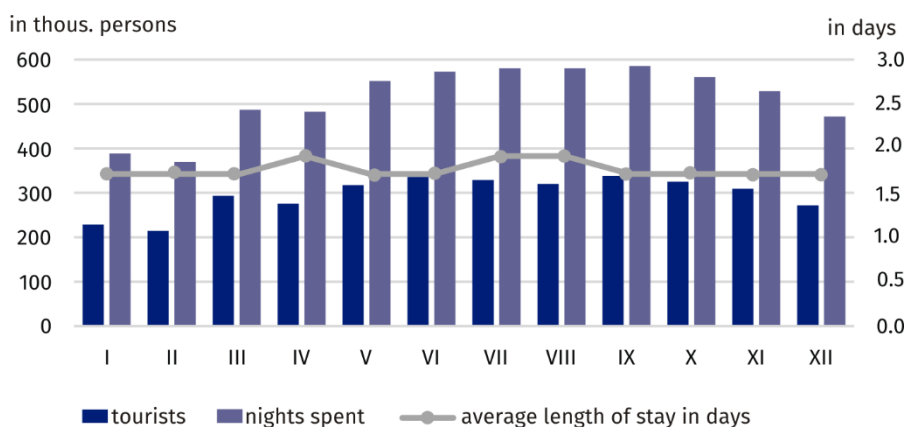
Table 3. Tourists and nights spent in tourist accommodation

Specification	Tourists accommodated			Nights spent		
	2016	2017	2016=100	2016	2017	2016=100
	in thous.			in thous.		
TOTAL	3315.5	3559.3	107.4	5655.4	6160.2	108.9
of which open all year	3313.3	3557.4	107.4	5652.0	6157.6	108.9
Hotels and similar facilities	3098.1	3301.7	106.6	5210.7	5547.0	106.5
hotels	2975.9	3135.2	105.4	4983.4	5251.7	105.4
other hotel facilities ^a	122.2	166.5	136.2	227.2	295.3	129.9
Other facilities	217.4	257.6	118.5	444.7	613.3	137.9
outh hostels ^b	31.8	22.4	70.4	56.4	42.2	74.8
training-recreational centres	18.4	27.7	150.6	45.4	66.4	146.4
hostels	124.8	159.7	128.0	223.1	347.1	155.6
rooms for guests	8.3	13.5	162.9	15.5	22.9	148.2
other	34.1	34.3	100.6	104.4	134.7	129.0

a Including motels.

b Including school youth hostels.

Figure 2. Tourists, nights spent and average length of stay in tourist accommodation facilities by months in 2017



The Capital City of Warszawa is well equipped with high standard tourist infrastructure. As of 31 July 2017, there were 86 hotels with 24 280 bed places and 12 971 rooms, of which 99.7% with full bathroom hygiene and sanitation. There was an average of 282 bed places per 1 hotel and compared to 2016, this number decreased by 2.

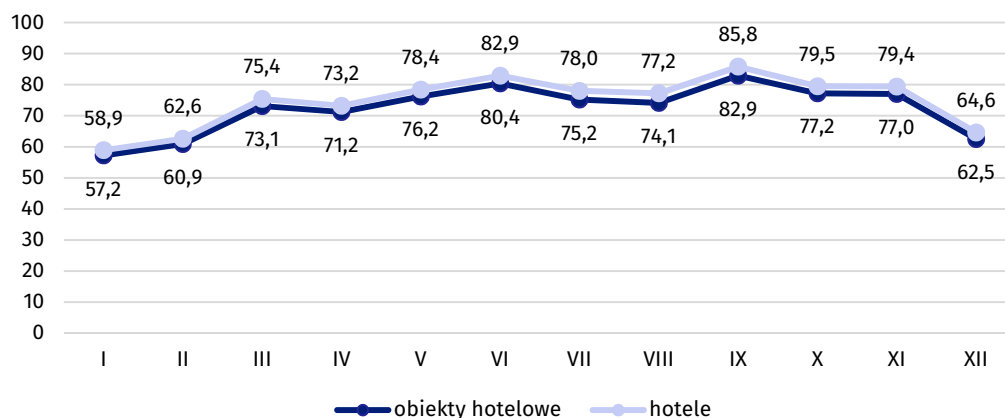
In the Capital City of Warszawa was located 33.3% of all hotels in Mazowieckie voivodship, of which 12 5-star hotels out of 13 in the voivodship. 5-star hotels offered 2 945 rooms and 5 015 bed places. Occupancy rate of rooms in these hotels amounted to 76.1%, and bed places – 63.9%. In 2017, 663.4 thous. tourists, i.e. 21.2% of the total number of tourists accommodated in hotels in the capital, stayed in 5-star hotels. The largest percentage made up tourists accommodated in 3-star hotels (31.4%), and the smallest – tourists staying in 1-star hotels (8.7%).

Table 4. Occupancy of hotels by category in 2017

Specification	Number of facilities	Tourists		Nights spent		Rented rooms	
		in thous.	%	in thous.	%	in thous.	%
Hotels	86	3135.2	100.0	5251.7	100.0	3539.5	100.0
of which:							
5-star	12	663.4	21.2	1170.5	22.3	819.1	23.1
4-star	16	889.3	28.4	1641.4	31.3	1124.6	31.8
3-star	34	985.8	31.4	1501.0	28.6	1015.6	28.7
2-star	17	323.5	10.3	512.7	9.8	341.2	9.6
1-star	6	272.2	8.7	424.9	8.1	238.4	6.7

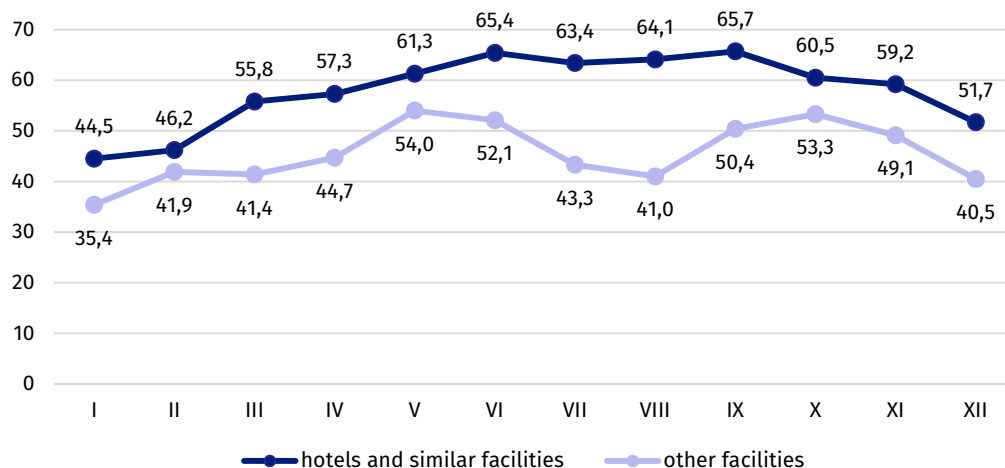
Occupancy of rooms in hotels, motels, boarding houses and other hotel facilities in 2017 amounted to 72.4% (by 3.1 pp more than in 2016). The highest occupancy rate of rooms in hotels and similar facilities was noted in September 82.9%, while the lowest in January – 57.2%.

Figure 3. Occupancy rate of rooms in hotels and similar facilities in 2017 (in %)



Occupancy rate of bed places in tourist accommodation facilities in total in 2017, amounted to 56.5% and during the year increased by 2.4 pp, and in hotels and similar facilities amounted to 58.0% and increased by 2.0 pp. Occupancy rate of bed places in facilities by type was varied. The highest rate was recorded in hostels (60.0%) and hotels (59.2%), and the lowest – in rooms for rent (22.4%).

Figure 4. Occupancy rate of bed places in hotels and similar facilities and in other facilities in 2017 (in %)



In 2017, the highest occupancy rate of bed places was recorded in hotels – 60.0%

Foreign tourists

In the Capital City of Warszawa in 2017, 1 339.8 thous. foreigners used tourist accommodation establishments (by 4.0% more than in the previous year). They accounted for 37.6% of total tourists staying in tourist facilities.

Table 5. Occupancy of tourist accommodation facilities by foreign tourists

Specification	Tourists accommodated		2016=100	Nights spent		2016=100
	2016	2017		2016	2017	
	in thous.			in thous.		
Total	1288.5	1339.8	104.0	2389.3	2553.2	106.9
Hotels and similar facilities	1223.9	1253.5	102.4	2269.4	2349.3	103.5
of which hotels	1206.8	1230.2	101.9	2232.0	2299.4	103.0
Other facilities	64.5	86.3	133.8	119.9	203.9	170.0

Most foreign tourists visiting the capital came from Europe – 914.6 thous. (by 4.1% more than a year earlier). They represented 68.3% of total foreign tourists. The Capital City of Warszawa was also visited by: 232.7 thous. tourists from Asia; 127.0 thous. from North America; 13.9 thous. from South and Central America; 13.0 thous. from Australia and Oceania and 6.9 thous. tourists from Africa. The vast majority of foreign tourists (91.8%) stayed in hotels. Foreigners accounted for 39.2% of total hotel guests, and in hotels of the highest standard (5-star) this share was the highest and amounted to 63.0%.

In 2017, foreign tourists spent 2 553.2 thous. nights in Warszawa (by 6.9% more than in 2016), which accounted for 41.4% of all nights spent in the capital (a decrease compared to the previous year by 0.8 pp). In comparison with 2016, the average length of foreign tourist stay in the Capital City of Warszawa remained unchanged at 1.9 days.

In 2017, 1 339.8 thous. foreign tourists used tourist accommodation facilities in the capital, majority from the United Kingdom, Germany and the United States of America

In 2017, foreign tourists spent in the Capital City of Warszawa 1.9 days on average

Figure 5. Structure of foreign tourists by country of permanent residence

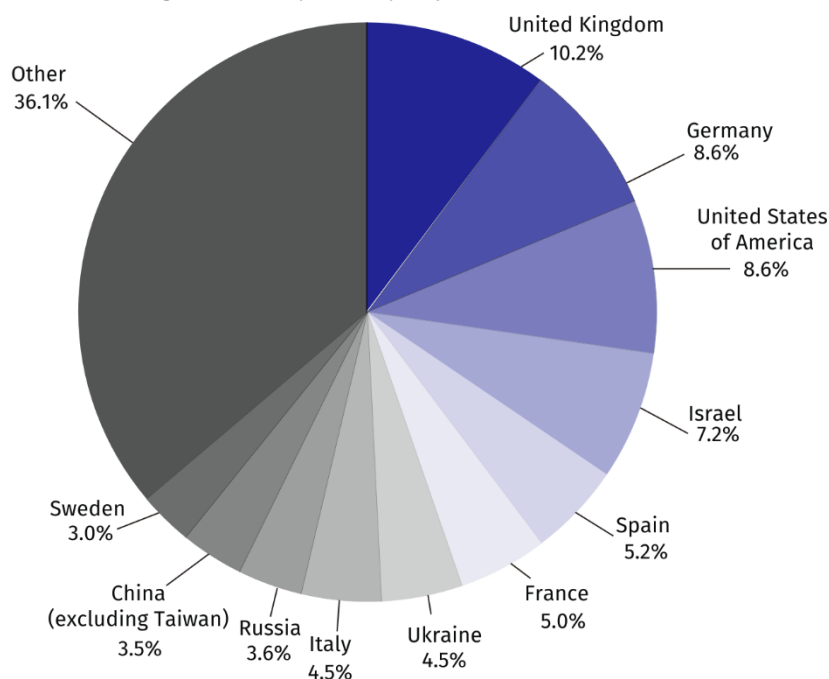


Table 6. Tourist accommodation facilities by districts in 2017

Specification	Facilities ^a	Bed places ^a		Tourists accommodated		Nights spent	
		total	of which open all year	total	of which foreign tourists	total	of which foreign tourists
Warszawa	168	31021	30673	3559339	1339796	6160207	2553170
Bemowo	4	491	491	60145	7848	94653	13638
Białołęka	7	669	669	43460	11400	99977	34528
Bielany	5	499	463	33749	6568	61022	11697
Mokotów	21	3183	3182	270196	55440	589337	121184
Ochota	11	2868	2557	408754	177980	553886	275319
Praga-Południe	8	896	896	88946	10455	156629	21912
Praga-Północ	5	382	382	51729	9474	78705	21507
Rembertów	2	112	112	#	#	#	#
Śródmieście	49	11921	11921	1507613	761601	2748088	1509185
Targówek	1	99	99	#	#	#	#
Ursus	1	30	30	#	-	#	-
Ursynów	9	1229	1229	169298	27423	241426	40294
Wawer	12	1758	1758	126363	17703	257356	49969
Wesoła	1	175	175	#	#	#	#
Wilanów	4	446	446	42817	10846	69760	18902
Włochy	14	3191	3191	416124	107260	593909	156172
Wola	13	3020	3020	319763	134300	582043	276308
Żoliborz	1	52	52	#	#	#	#

a As of 31 VII

Note:

Due to statistical confidentiality within the meaning of the Act on official statistics, part of data for 5 districts has been hidden (#).

Prepared by:

**Mazovian Centre for Regional Surveys
Statistical Office in Warszawa
Anna Pasterkowska**
Tel: 22 464 21 93
e-mail: a.pasterkowska@stat.gov.pl

Issued by:

**Statistical Information Centre
Marcin Kałuski**
Tel: 22 464 20 91
e-mail: m.kaluski@stat.gov.pl

Press office

tel.: 22 464 20 91

e-mail: m.kaluski@stat.gov.pl



warszawa.stat.gov.pl



@Warszawa_STAT

Related information

[Tourism in 2016](#)

[Tourism in the European Union](#)

Data available in databases

[Local Data Bank](#)

Terms used in official statistics

[Tourists accommodated](#)

[Bed places in tourist accommodation facilities](#)

[Nights spent in tourist accommodation establishments](#)

[Occupancy rate of bed places or rooms in tourist accommodation facilities](#)

[Tourist](#)

[Tourist accommodation facility](#)

[Tourism](#)

[Foreign tourists in tourist accommodation facilities](#)

