

Tourism¹ in m.st. Warszawa in 2023

29 May 2024

↑ **7.7%**

Increase in the number of tourists in tourist accommodation establishments y/y

In 2023, there were 4,598.7 thousand tourists using tourists accommodation establishments in Warszawa, who were provided with 7,461.3 thousand overnight stays. Compared to 2022, it was more by 7.7% and 2.5%, respectively. The occupancy rate of bed places amounted to 52.6% and decreased during the year by 1.3 pp.

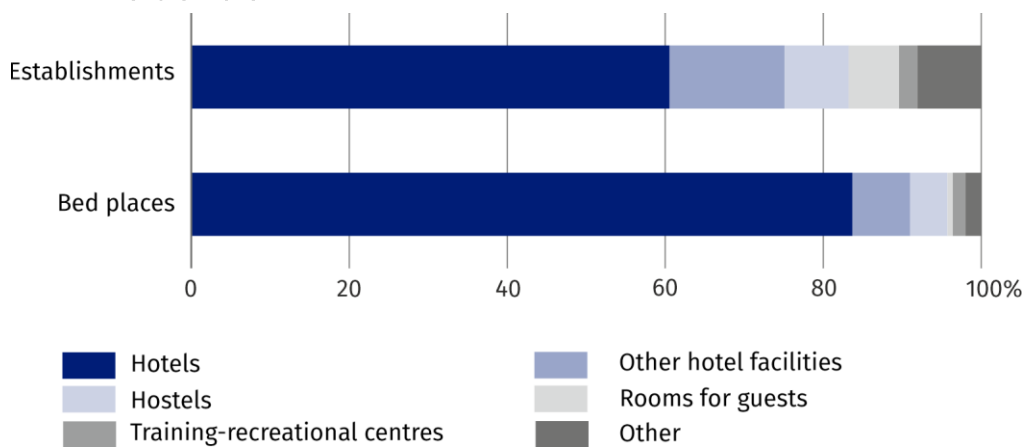
Tourist accommodation establishments

On 31 July 2023, there were 172 tourist accommodation facilities in m.st. Warszawa, of which 171 were open all year. During the year, the number of accommodation establishments increased by 2.

The tourist accommodation establishments consisted of 130 hotels and similar facilities (hotels, motels, boarding houses and other hotel facilities) as well as 42 other facilities². The largest group among hotels and similar facilities, as in previous years, were hotels – 104 facilities (by 3 more than in 2022). Among other facilities, the most numerous were hostels – 14 (by 3 more than in the previous year).

At the end of July 2023, tourists visiting the capital city had 172 tourist accommodation establishments at their disposal

Chart 1. Structure of tourist accommodation establishments and bed places by type at the end of 2023



At the end of July 2023, 39584 bed places were prepared in tourist accommodation facilities, that is by 8.0% more than in the corresponding period of 2022. According to the compiled data, there was an average of 230 bed places per one facility in the capital city (in 2022 – 216).

The largest number of bed places were offered by hotels - 33111, i.e. 83.6% of all bed places in m.st. Warszawa. Compared to the corresponding period of the previous year, the number of bed places in hotels increased by 7.2%. There was an average of 318 bed places per one hotel (by 12 more than in the previous year).

¹ Applies to tourist accommodation establishments with 10 or more beds.

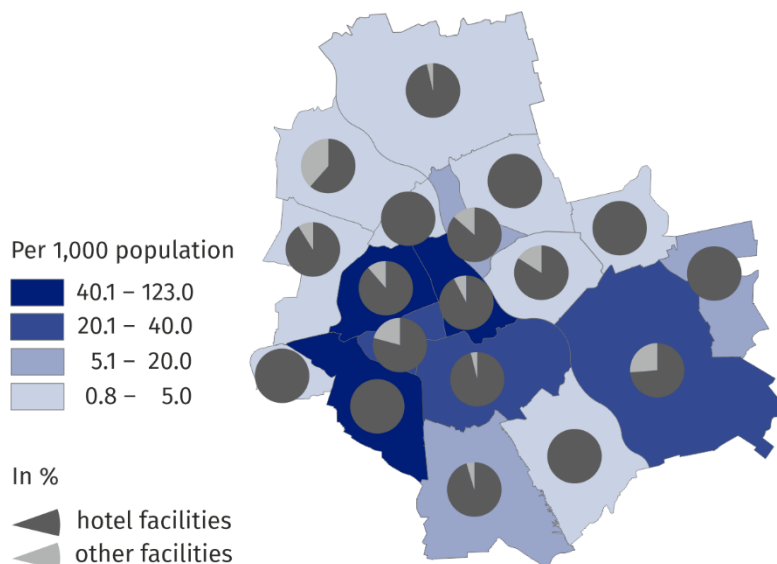
Table 1. Tourist accommodation establishments at the end of July 2023

Specification	Number of establishments		Number of bed places	
	2023	2022=100	2023	2022=100
Total	172	101,2	39584	108,0
of which open all year	171	101,2	39170	107,5
Hotels and similar facilities	130	103,2	36054	109,2
of which hotels	104	103,0	33111	107,2
Other facilities	42	95,5	3530	97,7

The distribution of the tourist accommodation establishments in m.st. Warszawa is uneven. As of the end of July 2023, the largest number of tourist accommodation facilities were located in the Śródmieście district. 44 facilities were operating here, offering 12200 bed places (30.8% of total tourist accommodation facilities in the capital). Apart from Śródmieście, the following districts had the largest number of places: Wola (6202 places in 20 facilities), Włochy (5476 places in 21 facilities) and Mokotów (5193 places in 21 facilities).

At the end of July 2023, tourist accommodation establishments in m.st. Warszawa offered 39.6 thousand bed places, of which the most in Śródmieście

Map 1. Bed places in tourist accommodation establishments by districts at the end of July 2023



At the end of July 2023, there were 242 catering outlets operating in tourist accommodation establishments (by 11 more than in the previous year). The largest group were restaurants – 111 (45.9%), followed by bars and cafes – 81 (33.5%), catering outlets and canteens – 25 each (10.3% each).

Tourists staying in tourist accommodation establishments

In 2023, 4,598.7 thousand tourists stayed in tourist accommodation establishments, of which 1,431.4 thousand (i.e. 31.1%) foreign tourists, and compared to 2022, it was more by 7.7% and 12.8%, respectively.

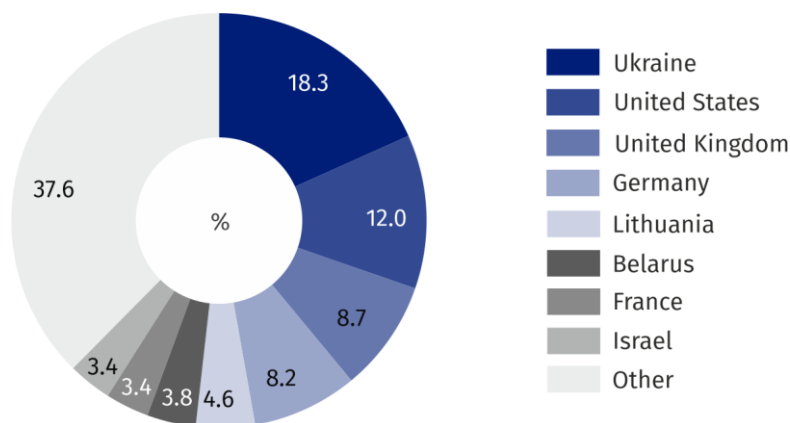
As in the previous year, tourists most often stayed in hotels which hosted 4,067.3 thousand persons (i.e. 88.4% of the total number of tourists accommodated). There were 1,281.0 thousand foreign tourists among the hotel guests (31.5%).

Table 2. Tourists accommodated and nights spent in tourist accommodation establishments in 2023

Specification	Tourists accommodated		Nights spent	
	in thousands	2022=100	in thousands	2022=100
TOTAL	4598,7	107,7	7461,3	102,5
of which open all year	1431,4	112,8	2526,0	104,2
Hotels and similar facilities	4266,7	107,8	6782,0	102,8
of which hotels	4067,3	106,6	6356,0	101,0
Other facilities	332,0	107,0	679,3	99,7

Among foreign tourists, the largest number came from Ukraine – 262.3 thousand (18.3% of the total number of foreign tourists arriving in the capital), the United States – 172.0 thousand (12.0%) and United Kingdom – 124.3 thousand (8.7%).

Chart 2. Structure of foreign tourists by country of permanent residence in 2023



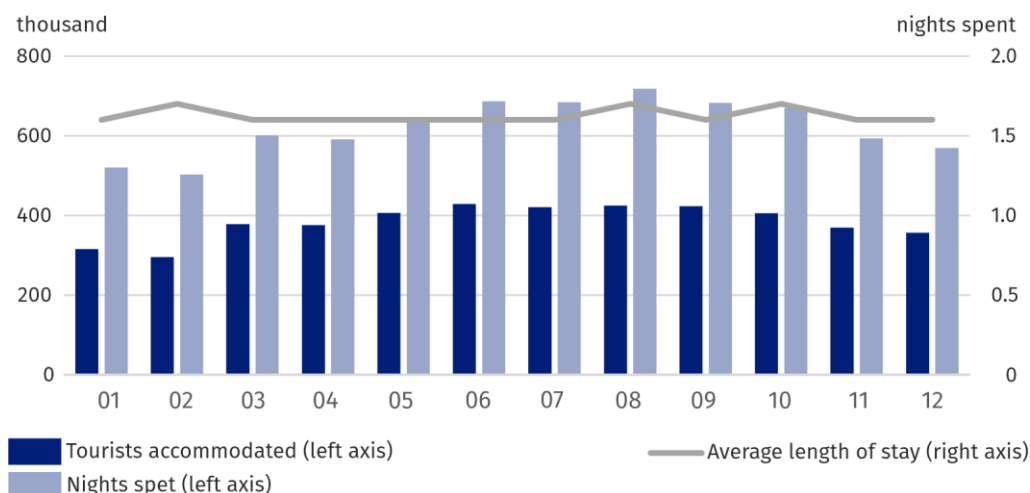
1,431.4 thousand foreign tourists stayed in tourist accommodation establishments in the capital in 2023 the majority from Ukraine

Tourists, who visited m.st. Warszawa in 2023 were provided with 7,461.3 thousand overnight stays (by 2,5% times more than in 2022), of which 2,526.0 thousand (33.9%) to foreign tourists (by 4.2% more). The largest number of overnight stays was recorded in hotels – 6,356.0 thousand (i.e. 85.2% of total nights spent in the capital).

On average, one tourist spent 1.6 nights in 2023 in m.st. Warszawa (1.7 in 2022). The average length of a foreign tourist's stay in m.st. Warszawa amounted to 1.8 nights (1.9 in the previous year).

In 2023, on average one tourist stayed 1.6 nights, while a foreign tourist stayed 1.8

Chart 3. Tourists accommodated, nights spent and average length of stay in tourist accommodation establishments by months in 2023

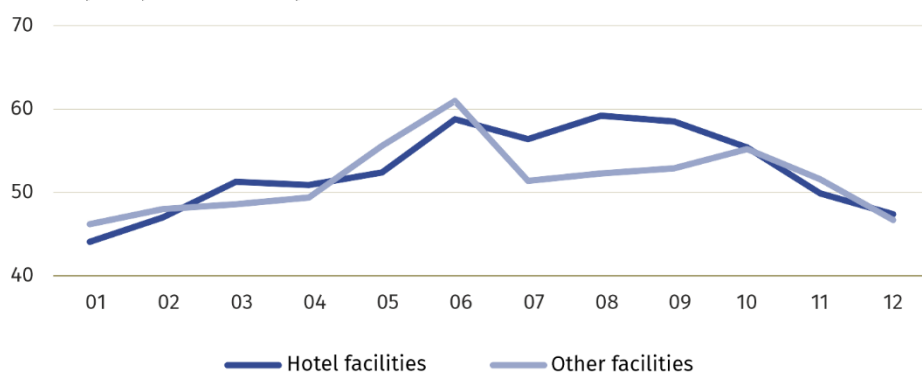


In 2023, the largest number of tourists visited the capital in June – 428.6 thousand, and the least in February – 295.4 thousand. The most overnight stays were also provided in August – 718.2 thousand, and the least in February – 502.8 thousand.

Occupancy rate of bed places in tourist accommodation facilities in total in 2023, amounted to 52.6% and decreased by 1.3 pp than in the previous year. Occupancy rate of bed places in hotel facilities amounted to 52.7% (by 1.6 pp less than in the previous year), and in other facilities 51.4% (by 1.5 pp more).

In 2023, the highest occupancy rate of bed places was recorded in hostels (63.1%)

Chart 4. Occupancy rate of bed places in 2023 (in %)



In the capital city, 4,458.3 thousand rooms were rented to tourists in hotel facilities, including 1,578.0 thousand (35.4%) to foreign tourists. The occupancy of rooms in hotels, motels, boarding houses and other hotel facilities in 2023 amounted to 66.5% (by 1.1 pp more than in 2022). The highest occupancy rate of rooms was recorded in September – 75.5%, and the lowest in January – 56.2%.

Warszawa is well-equipped with a high-standard tourist infrastructure. 40.2% of total hotels in Mazowieckie Voivodship were located in the capital, including 15 5-star hotels out of 16 in the Voivodship. Among tourists staying in hotels, most stayed in 4-star hotels (38.2%). Hotels of the highest standard (5-star) were chosen by 18.1% of them. Foreigners in hotels constituted 31.5% of all guests, and in the highest standard hotels this share was the highest and amounted to 48.6%.

In 2023, foreign tourists in hotels accounted for 31.5% of all guests, and in 5-star hotels almost half

Table 3. Occupancy of hotels by category in 2023

Specification	Number of facilities ^a	Tourists	Nights spent	Rented rooms	Occupancy in % of	
		in thousands			places	rooms
Hotels	104	4067,3	6356,0	4207,7	53,3	67,6
5-star	15	734,4	1235,2	870,3	55,6	68,7
4-star	29	1555,4	2308,8	1544,3	50,5	65,3
3-star	35	1160,3	1814,9	1179,8	57,5	68,7
2-star	18	355,2	562,6	361,6	47,5	67,9
1-star	4	216,1	358,8	203,3	56,0	77,0
under categorisation	3	45,9	75,8	48,6	49,4	62,7

a As of the end of July.

When quoting Statistics Poland data, please provide the information: "Source of data: Statistics Poland", and when publishing calculations made on data published by Statistics Poland, please include the following disclaimer: "Own study based on figures from Statistics Poland".

Prepared by:
Statistical Office in Warszawa

Director Agnieszka Ajdyn
Phone: (+ 48 22) 464 23 15

Press office

Phone: (+ 48 22) 464 20 91

e-mail: m.kaluski@stat.gov.pl

Issued by:
Statistical Information Centre

Marcin Kałuski
Phone: (+ 48 22) 464 20 91

-  www.warszawa.stat.gov.pl/en/
-  [@WARSZAWA_STAT](https://twitter.com/WARSZAWA_STAT)
-  [@UrzadStatystycznywWarszawie](https://www.facebook.com/@UrzadStatystycznywWarszawie)
-  [gus_stat](https://www.instagram.com/gus_stat)
-  [glownyurządstatystycznygus](https://www.youtube.com/glownyurządstatystycznygus)
-  [glownyurządstatystyczny](https://www.linkedin.com/glownyurządstatystyczny)

Related information

[Tourism in 2022](#)

[Tourism in the European Union](#)

Data available in databases

[Local Data Bank](#)

Terms used in official statistics

[Tourism](#)

[Tourist accommodation establishment](#)

[Bed places in tourist accommodation establishments](#)

[Foreign tourists in tourist accommodation establishments](#)

[Nights spent in tourist accommodation establishments](#)

