

Tourism¹ in Mazowieckie Voivodship in 2022

31 May 2023

↑ 94.7%

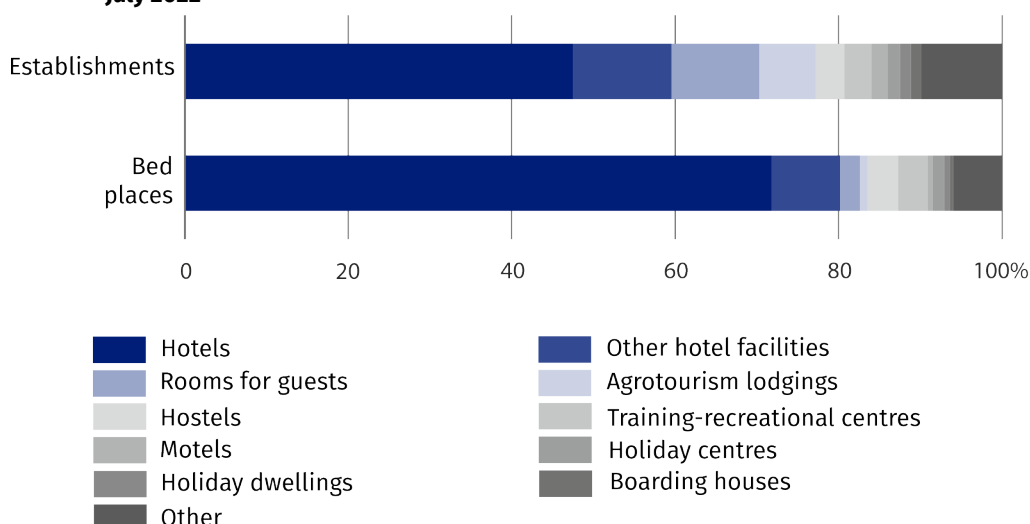
Increase in the number of tourists in tourist accommodation establishments y/y

In 2022, 5,893.7 thousand tourists were accommodated in tourist accommodation establishments in Mazowieckie Voivodship, with 10,293.5 thousand overnight stays provided to them. Compared to 2021, it was more by 94.7% and 88.0%, respectively. The occupancy rate of bed places amounted to 45.7% and during the year increased by 18.2 pp.

Tourist accommodation establishments

As of the end of July 2022, there were 548 tourist accommodation establishments in Mazowieckie Voivodship, of these 515 were open all year. During a year, the number of accommodation establishments decreased by 10. More than half (59.1%) of tourist accommodation establishments were located in warszawski stołeczny region.

Chart 1. Structure of tourists accommodation establishments and bed places by type at the end of July 2022



At the end of July 2022, tourists had 548 tourist accommodation establishments at their disposal

In tourist accommodation establishments in Mazowieckie Voivodship, 63.6 thousand bed places were prepared for tourists

The accommodation establishments consisted of 345 hotels and similar establishments (hotels, motels, boarding houses and other hotel facilities) and 203 other facilities². The largest group among hotels and similar facilities, as in previous years, were hotels – 261 facilities (9 more than in 2021). The next group, in terms of the number, were other hotel facilities i.e. facilities that do not meet the categorisation requirements for hotels, motels and boarding houses, but provide services typical for hotels (e.g. guest houses and inns). On 31 July 2022, there were 66 such facilities (2 fewer than a year before). Among other facilities, the most numerous were rooms for guests – 59 (the same as in 2021).

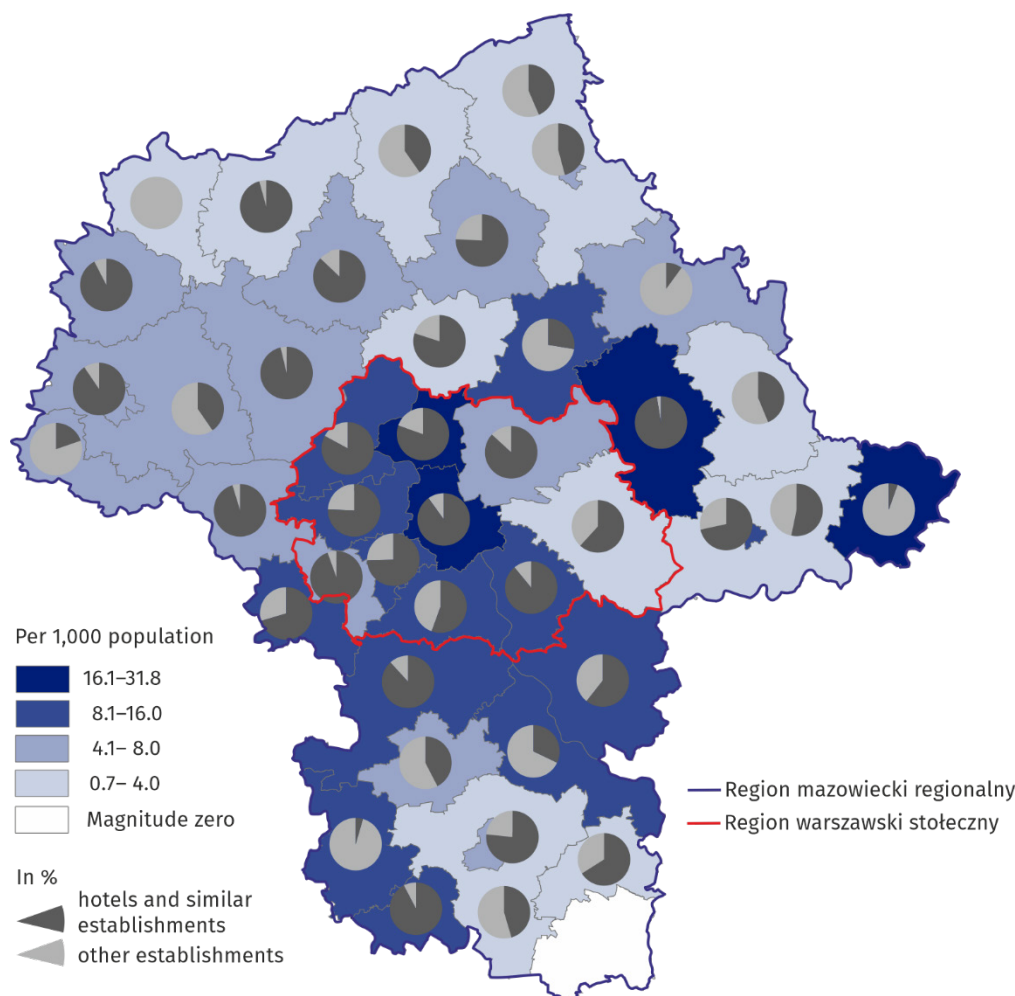
At the end of July 2022, there were 63580 bed places in tourist accommodation establishments (by 2.6% less than in the corresponding period of 2021). In the total number of bed places – 95.9% were places open all year (by 0.6 pp more than a year before). Majority of bed places (76.6%) offered facilities located in warszawski stołeczny region.

¹ Applies to tourist accommodation establishments with 10 or more bed places.

According to the data compiled, one facility in the Voivodship had an average of 116 bed places on their disposal. In warszawski stołeczny region, the facilities were over two times larger than in mazowieckie regional region (150 places and 66 bed places, respectively).

The largest number of bed places offered hotels (45565), i.e. 71.7% of all bed places in the voivodship. In comparison with the corresponding period of the previous year, the number of bed places decreased by 1.0%. In 2022, there were 175 bed places on average per one hotel (by 8 fewer than a year before).

Map 1. Bed places in tourist accommodation establishments by powiats in 2022



The distribution of tourist accommodation establishments in Mazowieckie Voivodship is uneven. At the end of July 2022, most tourist accommodation facilities were located in m.st. Warszawa. 170 tourist establishments operated here, offering 36640 bed places (57.6% of the total in the Voivodship). Outside the capital, the largest number of establishments and bed places were located in legionowski (3168 places in 21 establishments) and piaseczyński (1720 places in 25 establishments) powiats.

At the end of July 2022, there were 568 catering establishments in tourist accommodation establishments (61 more than in the previous year). Restaurants constituted the largest group – 274 (48.2%), followed by bars and cafes – 171 (30.1%), canteens – 68 (12.0%) and catering outlets – 55 (9.7%).

Table 1. Tourist accommodation establishments at the end of July 2022

Specification	Number of establishments		Number of bed places	
	2022	2021=100	2022	2021=100
Total	548	98,2	63580	97,4
of which open all year	515	98,5	60953	98,0
hotels and similar facilities	345	101,5	51569	99,9
of which hotels	261	103,6	45565	99,0
other facilities	203	93,1	12011	88,2
Warszawski Stołeczny Region	324	97,6	48720	96,8
Mazowiecki Regionalny Region	224	99,1	14860	99,5

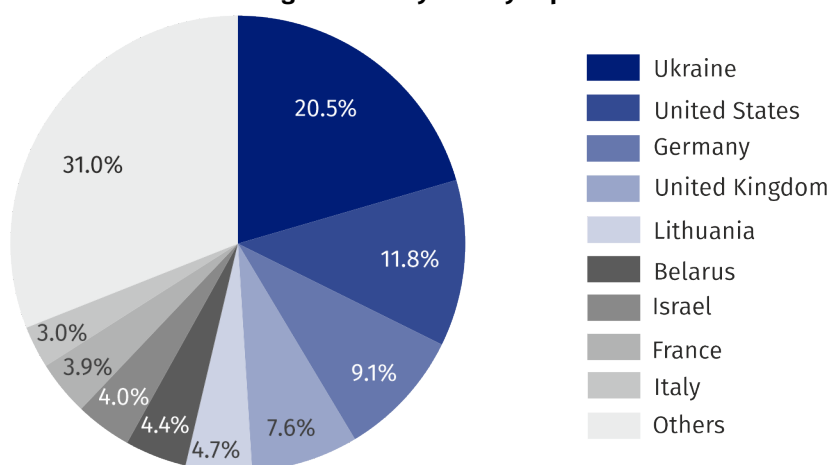
Occupancy of tourist accommodation establishments

In 2022, 5,893.7 thousand persons used tourist accommodation establishments, of which 1,462.0 thousand foreign tourists (24.8%) and compared to 2021, it was by 94.7% and 1771.1% more.

Similarly to 2021, the most popular among tourists were hotels which received 5,094.2 thousand persons, which accounted for 86.4% of total persons using tourist accommodation establishments in Mazowieckie Voivodship.

The vast majority of tourists (86.6%) chose facilities located in warszawski stołeczny region, and 72.4% stayed in facilities located in the capital. M.st. Warszawa is characterised by particularly valuable cultural heritage resources, which causes the development of cultural and urban tourism. The capital city and metropolitan functions of the city also influence the development of business tourism. Tourist potential is largely determined by good transport accessibility, mainly due to air and rail connections. Hence the very well-developed tourist infrastructure that the capital has at its disposal.

Tourists most often stayed in hotels (86.4% of total tourists)

Chart 2. Structure of foreign tourists by country of permanent residence in 2022

1,462.0 thousand foreign tourists used tourist accommodation establishments in 2022, most from Ukraine

Tourists from Europe prevailed among foreign tourists using the accommodation establishments in Mazowieckie Voivodship. In 2022, 1,110.4 thousand guests from European countries used overnight stays in accommodation establishments and their share was 76.0%. Among all

the countries, the greatest number of tourists came from Ukraine – 299.5 thousand, the United States – 172.7 thousand, Germany – 132.9 thousand and United Kingdom – 111.1 thousand.

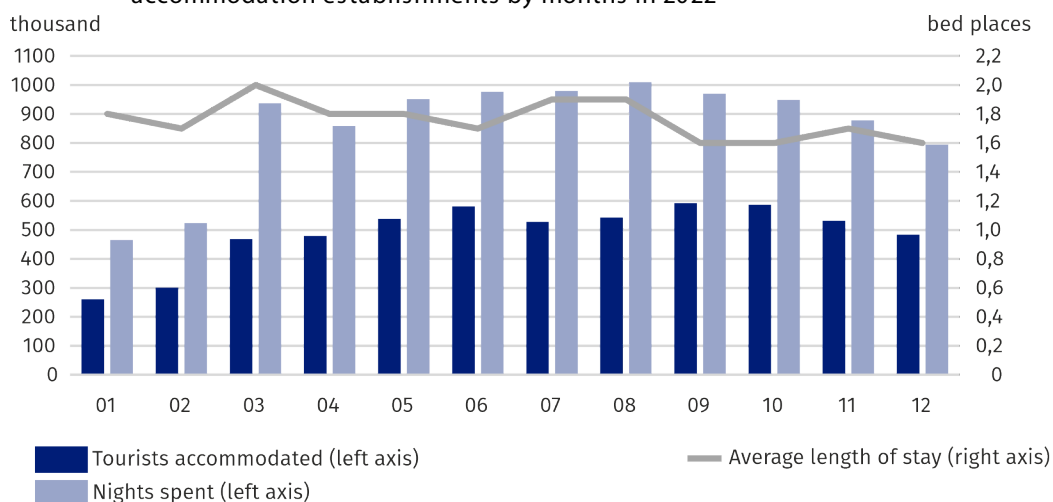
Tourists, who in 2022 visited Mazowieckie Voivodship spent 10,293.5 thousand nights there (by 88.0% more than in 2021), of which 2,881.8 thousand (28.0%) were foreign tourists. The number of nights spent by foreigners increased by 159.9%. 8,285.4 thousand nights were spent in hotels, that is 80.5% of total nights spent in the Voivodship.

Table 2. Tourists and nights spent in tourist accommodation establishments in 2022

Specification	Tourists accommodated		Nights spent	
	in thousands	2021=100	in thousands	2021=100
Total	5893,7	194,7	10293,5	188,0
of which foreign tourists	1462,0	277,1	2881,8	259,9
hotels and similar facilities	5422,2	199,0	8955,9	201,2
of which hotels	5094,2	203,0	8285,4	207,1
other facilities	471,5	155,5	1337,6	130,5
Warszawski Stołeczny Region	5106,4	202,5	8773,7	198,2
Mazowiecki Regionalny Region	787,3	155,7	1519,8	144,8

Most tourists visited Mazowieckie Voivodship in September – 592.8 thousand, and the least in January – 261.3 thousand. The largest number of overnight stays was provided in August – 1,010.0 thousand, and the least in January – 464.7 thousand.

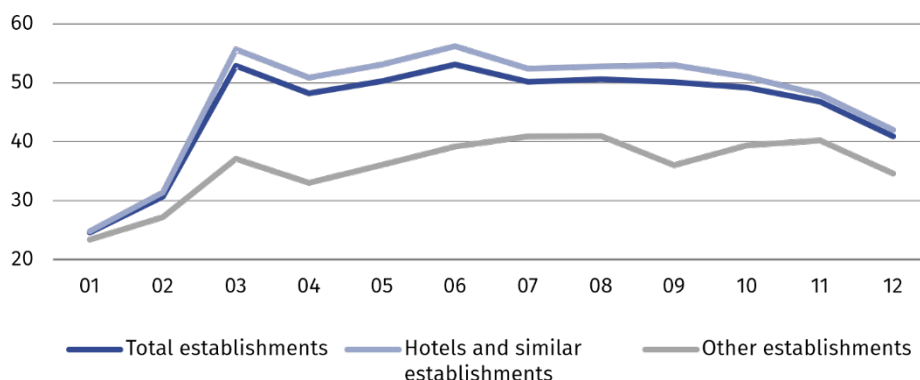
Chart 3. Tourists accommodated, nights spent and average length of stay in tourist accommodation establishments by months in 2022



The average length of stay of tourists in tourist accommodation establishments in total in 2022 amounted to 1.7 nights (in 2021 – 1.8), the longest in March (2 nights), and the shortest in September, October and December (1.6 nights). The average length of stay of a foreign tourist in Masovia amounted to 2 nights (in 2021 – 2.1).

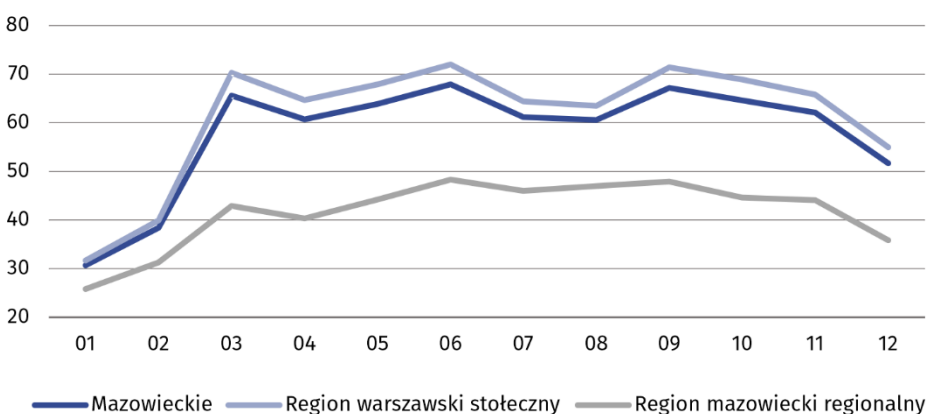
Occupancy rate of bed places in total tourist accommodation facilities in 2022 amounted to 45.7% and over the year increased by 18.2 pp. The occupancy rate of bed places in hotels and similar facilities amounted to 47.7% (by 20.0 pp more than a year before), and in other facilities 35.9% (by 9.2 pp more).

Chart 4. Occupancy rate of rooms in hotels and similar facilities in 2022 (in %)



In 2022, 5,639.8 thousand rooms were rented in hotels and similar facilities (an increase by 101.8% compared to 2021). Most, as many as 5,285.4 thousand rooms, were rented in hotels (an increase by 106.6%). Occupancy rate of rooms in hotels and similar facilities in 2022 amounted to 58.0%, i.e. by 24.4 pp more than in 2021. The highest occupancy rate of rooms was recorded in June – 67.9%, while the lowest in January – 30.7%.

Chart 5. Occupancy rate of rooms in hotels and similar facilities in 2022 (in %)



Of the total number of tourists accommodated in hotels, the most (34.9%) stayed in 4-star hotels; the highest standard hotels were chosen by 13.2% of them. Foreigners constituted 25.8% of total hotel guests, and in 5-star hotels their share was the highest and totaled 48.3%.

Average length of stay of a tourist in tourist accommodation establishments amounted to 1.7 nights, and of a foreign tourist 2 nights

Table 3. Occupancy of hotels by category in 2022

Specification	Number of establishments ^a	Tourists accommodated	Nights spent	Rooms rented	Occupancy rate in %	
		in thousands			places	rooms
Total	261	5094,2	8285,4	5285,4	49,5	60,5
5-star	15	672,0	1217,2	841,0	54,3	65,7
4-star	53	1778,6	2754,0	1728,7	48,8	59,3
3-star	120	1739,1	2799,5	1786,8	48,9	58,7
2-star	55	549,5	930,8	588,6	45,0	57,9
1-star	13	286,1	471,1	268,7	58,1	74,8
under categorisation	5	68,9	112,7	71,7	47,7	58,0
Warszawski Stołeczny Region	164	4498,3	7357,9	4682,7	51,7	62,9
Mazowiecki Regionalny Region	97	595,9	927,5	602,7	37,3	46,6

^a As of the end of July.

In the case of quoting data from Statistics Poland, please provide information: "Source of data – Statistics Poland", and in the case of publishing calculations made on data published by Statistics Poland, please provide information: "Own study based on Statistics Poland data"

Prepared by:
Statistical Office in Warszawa
Director Agnieszka Ajdyn
Tel.: (+48 22) 464 23 15

Issued by:
Statistical Information Centre
Marcin Kałuski
Tel.: (+48 22) 464 20 91

Press office

Tel.: (+48 22) 464 20 91

e-mail: m.kaluski@stat.gov.pl



www.warszawa.stat.gov.pl/en/



[@WARSZAWA_STAT](https://twitter.com/WARSZAWA_STAT)



[@UrzadStatystycznyWarszawie](https://www.facebook.com/UrzadStatystycznyWarszawie)



[gus_stat](https://www.instagram.com/gus_stat)



[glownyurządstatystycznygus](https://www.youtube.com/glownyurządstatystycznygus)



[glownyurządstatystyczny](https://www.linkedin.com/company/glownyurządstatystyczny)

Related information

[Tourism in 2021](#)

[Tourism in the European Union](#)

Data available in databases

[Local Data Bank](#)

Terms used in official statistics

[Tourist](#)

[Tourist accommodation establishment](#)

[Bed places in tourist accommodation establishments](#)

[Foreign tourists accommodated in tourist accommodation establishments](#)

[Nights spent \(overnight stays\) in tourist accommodation establishments](#)

