

# Tourism<sup>1</sup> in Mazowieckie Voivodship in 2021

18 May 2022

 **43.0%**

Increase in the number of tourists in tourist accommodation establishments y/y

In 2021, 3,027.3 thousand tourists were accommodated in tourist accommodation establishments in Mazowieckie Voivodship, with 5,475.9 thousand overnight stays provided to them. Compared to 2020, it was more by 43.0% and 34.9%, respectively. The occupancy rate of bed places amounted to 27.5% and during the year increased by 6.2 pp.

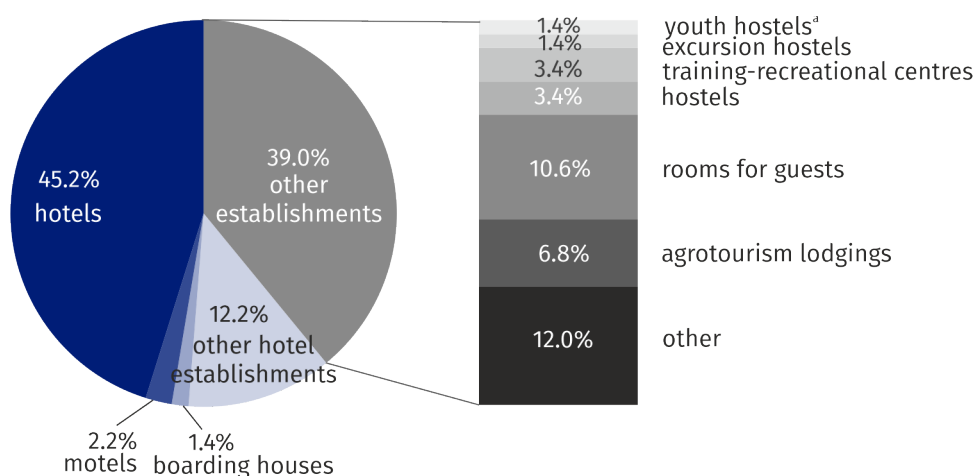
In 2021, restrictions on the operation of tourist accommodation establishments introduced from mid-March 2020 in connection with the COVID-19 pandemic continued to apply. The scope of these restrictions was changed depending on the current epidemic situation.

## Tourist accommodation establishments

As of the end of July 2021, there were 558 tourist accommodation establishments in Mazowieckie Voivodship, of these 523 were open all year. During a year, the number of accommodation establishments decreased by 3. More than half (59.5%) of tourist accommodation establishments were located in warszawski stoleczny region.

At the end of July 2021, tourists had 558 tourist accommodation establishments at their disposal

**Chart 1. Structure of tourists accommodation establishments by type in 2021**

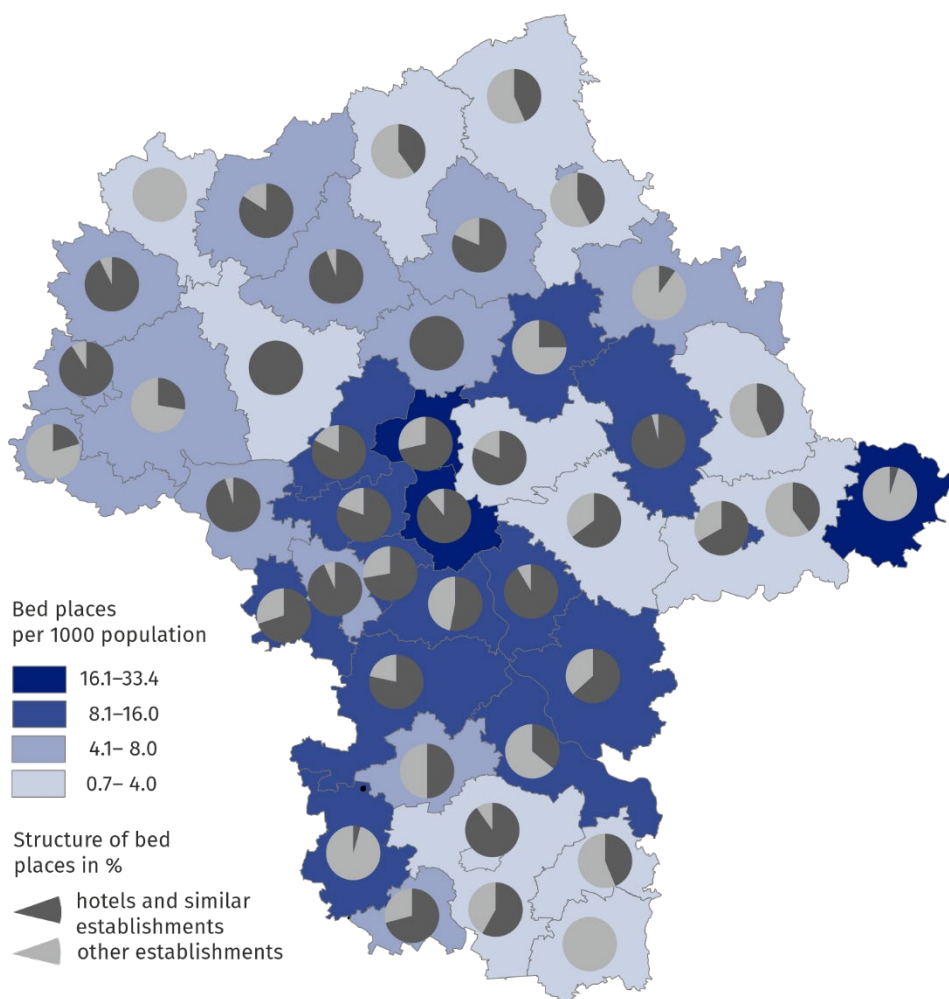


<sup>a</sup> Including school youth hostels.

The accommodation establishments consisted of 340 hotels and similar establishments (hotels, motels, boarding houses and other hotel facilities) and 221 other facilities<sup>2</sup>. The largest group among hotels and similar facilities, as in previous years, were hotels – 252 facilities (6 more than in 2020). The next group, in terms of the number, were other hotel facilities i.e. facilities that do not meet the categorisation requirements for hotels, motels and boarding houses, but provide services typical for hotels (e.g. guest houses and inns). On 31 July 2021, there were 68 such facilities (5 fewer than a year before). Among other facilities, the most numerous were rooms for guests – 59 (by 6 fewer than in 2020).

<sup>1</sup> Applies to tourist accommodation establishments with 10 or more bed places.

**Map 1. Bed places in tourist accommodation establishments by powiats in 2021**



At the end of July 2021, there were 65253 bed places in tourist accommodation establishments (by 8.6% more than in the corresponding period of 2020). In the total number of bed places – 95.3% were places open all year (by 0.8 pp more than a year before). Majority of bed places (77.1%) offered facilities located in warszawski stołeczny region

65.3 thousand bed places were prepared for tourists in tourist accommodation establishments in Mazowieckie Voivodship

According to the data compiled, one facility in the Voivodship had an average of 117 bed places on their disposal. In warszawski stołeczny region, the facilities were over two times larger than in mazowieckie regional region (152 places and 66 bed places, respectively).

The largest number of bed places offered hotels (46031), i.e. 70.5% of all bed places in the voivodship. In comparison with the corresponding period of the previous year, the number of bed places increased by 15.1%. In 2021, there were 183 bed places on average per one hotel (by 20 more than a year before).

The distribution of tourist accommodation establishments in Mazowieckie Voivodship is uneven. At the end of July 2021, most tourist accommodation facilities were located in m.st. Warszawa. 173 tourist establishments operated here, offering 37583 bed places (57.6% of the total in the Voivodship). Outside the capital, the largest number of establishments and bed places were located in legionowski (3565 places in 21 establishments) and warszawski zachodni (1917 places in 25 establishments) powiats.

**Table 1. Tourist accommodation establishments in 2021**

Specification	Number of establishments		Number of bed places	
	2021	2020=100	2021	2020=100
<b>Total</b>	<b>558</b>	<b>99,5</b>	<b>65253</b>	<b>108,6</b>
of which open all year	523	98,5	62175	109,5
hotels and similar facilities	340	100,0	51631	113,3
of which hotels	252	102,4	46031	115,1
other facilities	218	98,6	13622	94,0
Warszawski Stołeczny Region	332	99,4	50312	110,8
Mazowiecki Regionalny Region	226	99,6	14941	101,8

### Equipment for tourist accommodation establishments

At the end of July 2021, there were 507 catering establishments in tourist accommodation establishments (18 more than in the previous year). Restaurants constituted the largest group – 263 (51.9%), followed by bars and cafes – 154 (30.4%), canteens – 54 (10.7%) and catering outlets – 36 (7.1%).

The survey of tourist accommodation establishments every four years also includes the equipment of tourist accommodation establishments with conference facilities, sports and recreational facilities, and the availability of facilities for persons with physical disabilities.

In 2021, 270 (48.4%) tourist accommodation establishments were prepared for conferences, and among hotels this percentage was 73.0% (184 establishments). The accommodation establishments offered a total of 68,567 places in 1,220 conference rooms. Over 2/3 of the establishments with conference facilities, apart from technical equipment, also provided technical support. The Wi-Fi network in the establishment was owned by 66.1% of tourist accommodation establishments, including 83.3% of hotels.

The conference room was owned by 270 tourist accommodation establishments, including 184 hotels

Among sports and recreational facilities, tourist accommodation facilities most often had a pool table – 90 units (16.1%), a gym – 89 (15.9%), a sauna – 88 (15.8%), a rental of tourist equipment, e.g. bicycles, Nordic Walking Poles, skis, skates, roller skates – 67 (12.0%). There was a volleyball or basketball court in 66 establishments (11.8%), a table tennis table in 63 (11.3%), and a children's playroom in 54 (9.7%).

In 2021, the largest number of tourist accommodation establishments – 200 (35.8%) had a car park with designated places for persons with physical disabilities, and 176 (31.5%) had a lift adapted for disabled persons. The entry ramp was present in 175 (31.4%) units, and the doors that open automatically in 105 (18.8%) units.

### Occupancy of tourist accommodation establishments

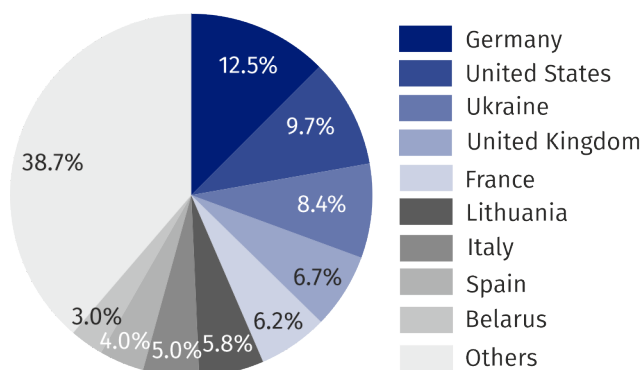
In 2021, 3,027.3 thousand persons used tourist accommodation establishments, of which 527.5 thousand foreign tourists (17.4%). As compared to 2020, the number of total tourists increased by 43.0%, whereas the number of foreign tourists by 35.1%.

Similarly to 2020, the most popular among tourists were hotels which received 2,510.0 thousand persons, which accounted for 82.9% of total persons using tourist accommodation establishments in Mazowieckie Voivodship. Next in terms of the number of tourists were other hotel facilities, which were used by 191.2 thousand persons (6.3% of total tourists) and hostels – 150.3 thousand persons (5.0%).

Tourists most often stayed in hotels (82.9% of total tourists)

The vast majority of tourists (83.3%) chose facilities located in warszawski stołeczny region, and 67.1% stayed in facilities located in the capital. M.st. Warszawa is characterised by particularly valuable cultural heritage resources, which causes the development of cultural and urban tourism. The capital city and metropolitan functions of the city also influence the development of business tourism. Tourist potential is largely determined by good transport accessibility, mainly due to air and rail connections. Hence the very well-developed tourist infrastructure that the capital has at its disposal.

**Chart 2. Structure of foreign tourists by country of permanent residence in 2021**



527.5 thousand foreign tourists used tourist accommodation establishments in 2021, most from Germany

Tourists from Europe prevailed among foreign tourists using the accommodation establishments in Mazowieckie Voivodship. In 2021, 412.4 thousand guests from European countries used overnight stays in accommodation establishments and their share was 78.2%. Among all the countries, the greatest number of tourists came from Germany 65.9 thousand, the United States 51.2 thousand, Ukraine 44.2 thousand, Great Britain 35.3 thousand and France 32.8 thousand.

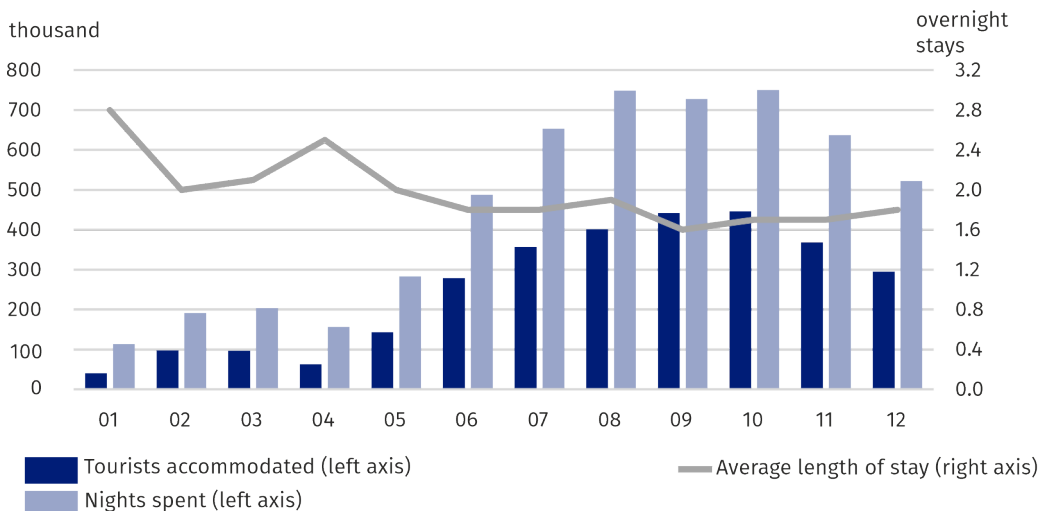
Tourists, who in 2021 visited Mazowieckie Voivodship spent 5,475.9 thousand nights there (by 34.9% more than in 2020), of which 1,108.7 thousand (21.5%) were foreign tourists. The number of nights spent by foreigners increased by 27.1%. 4,000.9 thousand nights were spent in hotels, that is 73.1% of total nights spent in the voivodship. Apart from hotels, the largest number of nights spent were recorded in other hotel facilities 409.5 thousand (7.5% of total nights spent) and in hostels 324.1 thousand (5.9%).

**Table 2. Tourists and nights spent in tourist accommodation establishments in 2021**

Specification	Tourists accommodated		Nights spent	
	in thousands	2020=100	in thousands	2020=100
<b>Total</b>	<b>3027,3</b>	<b>143,0</b>	<b>5475,9</b>	<b>134,9</b>
of which foreign tourists	527,5	135,1	1108,7	127,1
hotels and similar facilities	2724,1	145,0	4451,3	140,6
of which hotels	2510,0	146,7	4000,9	143,8
other facilities	303,2	127,3	1024,6	114,8
Warszawski Stołeczny Region	2521,8	145,8	4426,4	138,8
Mazowiecki Regionalny Region	505,5	130,6	1049,5	120,7

Most tourists visited the Mazowieckie Voivodship in October – 445.8 thousand, and the least in January – 40.1 thousand. The largest number of overnight stays was also provided in October – 750.3 thousand, and the least in January – 113.3 thousand.

**Chart 3. Tourists accommodated, nights spent and average length of stay in tourist accommodation establishments by months in 2021**

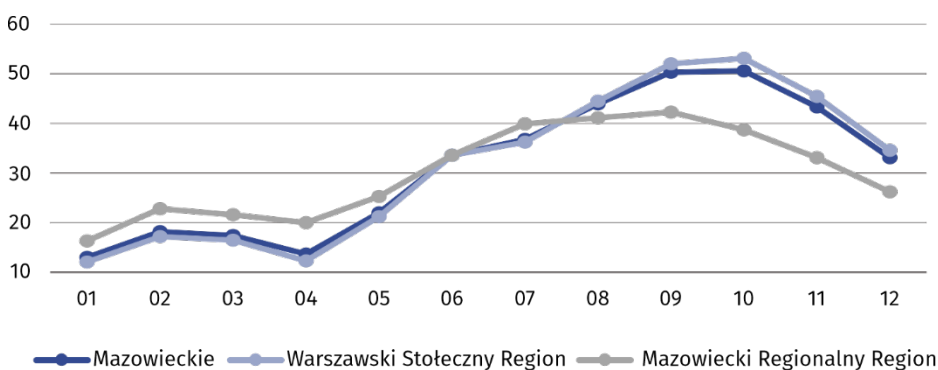


The average length of stay of tourists in tourist accommodation establishments in total in 2021 amounted to 1.8 nights (in 2020 – 1.9), the longest in January (2.8 nights), and the shortest in September (1.6 nights). The average length of stay of a foreign tourist in Masovia amounted to 2.1 nights (in 2020 – 2.2).

Occupancy rate of bed places in total tourist accommodation facilities in 2021 amounted to 27.5% and over the year increased by 6.2 pp. The occupancy rate of bed places in hotels and similar facilities amounted to 27.7% (by 6.5 pp more than a year before), and in other facilities 26.7% (by 5.0 pp more).

In 2021, 2,795.2 thousand rooms were rented in hotels and similar facilities (an increase by 37.7% compared to 2020). Most, as many as 2,558.1 thousand rooms, were rented in hotels (an increase by 40.3%). Occupancy rate of rooms in hotels and similar facilities in 2021 amounted to 33.6%, i.e. by 7.1 pp more than in 2020. The highest occupancy rate of rooms was recorded in October – 50.6%, while the lowest in January – 13.0%.

**Chart 4. Occupancy rate of rooms in hotels and similar facilities in 2021 (in %)**



Average length of stay of a tourist in tourist accommodation establishments amounted to 1.8 nights, and of a foreign tourist 2.1 nights

Of the total number of tourists accommodated in hotels, the most (36.1%) stayed in 3-star hotels; the highest standard hotels were chosen by 12.6% of them. Foreigners constituted 18.3% of total hotel guests, and in 5-star hotels their share was the highest and totaled 41.4%.

**Table 3. Occupancy of hotels by category in 2021**

Specification	Number of establishments <sup>a</sup>	Tourists accommodated	Nights spent	Rooms rented	Occupancy rate in %	
		in thousands			places	rooms
Total	252	2510,0	4000,9	2558,1	28,2	34,6
5-star	16	315,4	548,0	357,8	28,2	32,5
4-star	45	803,9	1192,9	753,4	29,2	35,8
3-star	118	906,4	1431,6	933,4	27,5	33,5
2-star	52	296,3	507,8	333,3	24,8	33,3
1-star	14	148,1	255,5	139,5	40,5	51,1
under categorisation	7	40,0	65,2	40,7	26,0	31,0
Warszawski Stołeczny Region	162	2144,6	3417,8	2169,6	28,5	34,6
Mazowiecki Regionalny Region	90	365,4	583,1	388,6	27,0	34,3

<sup>a</sup> As of the end of July.

In the case of quoting data from Statistics Poland, please provide information: "Source of data – Statistics Poland", and in the case of publishing calculations made on data published by Statistics Poland, please provide information: "Own study based on Statistics Poland data".

Prepared by:  
**Statistical Office in Warszawa**

**Director Zofia Kozłowska**  
Tel.: (+48 22) 464 23 15

Issued by:  
**Statistical Information Centre**

**Marcin Kałuski**  
Tel.: (+48 22) 464 20 91

**Press office**

Tel.: (+48 22) 464 20 91

**e-mail: [m.kaluski@stat.gov.pl](mailto:m.kaluski@stat.gov.pl)**



[www.warszawa.stat.gov.pl/en/](http://www.warszawa.stat.gov.pl/en/)



[@WARSZAWA\\_STAT](https://twitter.com/WARSZAWA_STAT)



[@UrządStatystycznywWarszawie](https://www.facebook.com/UrządStatystycznywWarszawie)



[gus\\_stat](https://www.instagram.com/gus_stat)



[głównyurządstatystycznygus](https://www.youtube.com/głównyurządstatystycznygus)



[głównyurządstatystyczny](https://www.linkedin.com/głównyurządstatystyczny)

**Related information**

[Tourism in 2020](#)

[Tourism in the European Union](#)

**Data available in databases**

[Local Data Bank](#)

**Terms used in official statistics**

[Tourist](#)

[Tourist accommodation establishment](#)

[Bed places in tourist accommodation establishments](#)

[Foreign tourists accommodated in tourist accommodation establishments](#)

[Nights spent \(overnight stays\) in tourist accommodation establishments](#)

