

Tourism in Mazowieckie Voivodship in 2020

Applies to tourist accommodation establishments with 10 or more beds

18 May 2021

↓ 61.8%

Drop in the number of tourists in tourist accommodation establishments compared to 2019

In 2020, 2116.5 thousand tourists visited Mazowieckie Voivodship and spent 4057.9 thousand nights there. Compared to 2019, it was less by 61.8% and 58.2%, respectively. The occupancy rate of bed places amounted to 21.3% and during the year decreased by 22.7 pp. Mazovian tourist traffic is concentrated in Warsaw capital city.

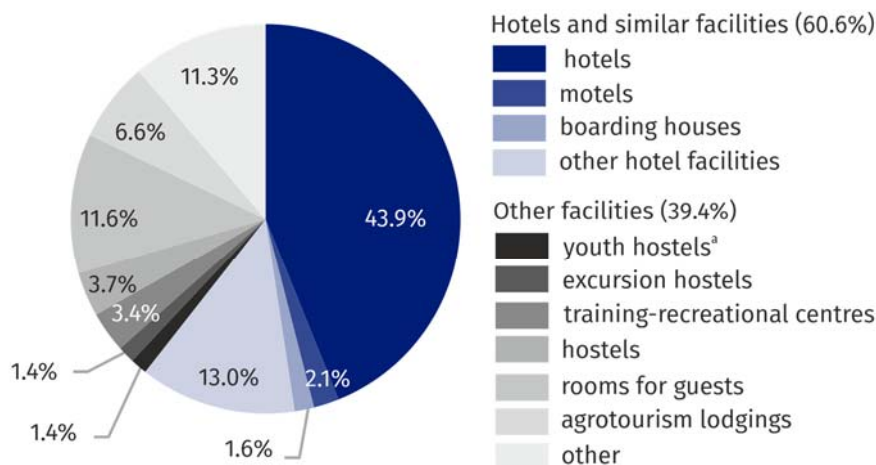
Tourism is one of the sectors directly affected by the COVID-19 pandemic. The restrictions on the movement of people introduced in Poland in mid-March this year and the restriction of activities related to the provision of hotel services from the beginning of April and the renewed since November of the activities related to the provision of hotel services, resulted in a significant decrease in the number of persons using overnight stays in tourist accommodation establishments in 2020.

Tourist accommodation establishments

As of the end of July 2020, there were 561 tourist accommodation establishments in Mazowieckie Voivodship, of these 531 were open all year. During a year, the number of accommodation establishments decreased by 10.4% (by 65 facilities). More than half (59.5%) of tourist accommodation establishments were located in warszawski stołeczny region.

At the end of July 2020, tourists had 561 tourist accommodation establishments at their disposal

Chart 1. Structure of tourists accommodation establishments by type in 2020
As of 31 July



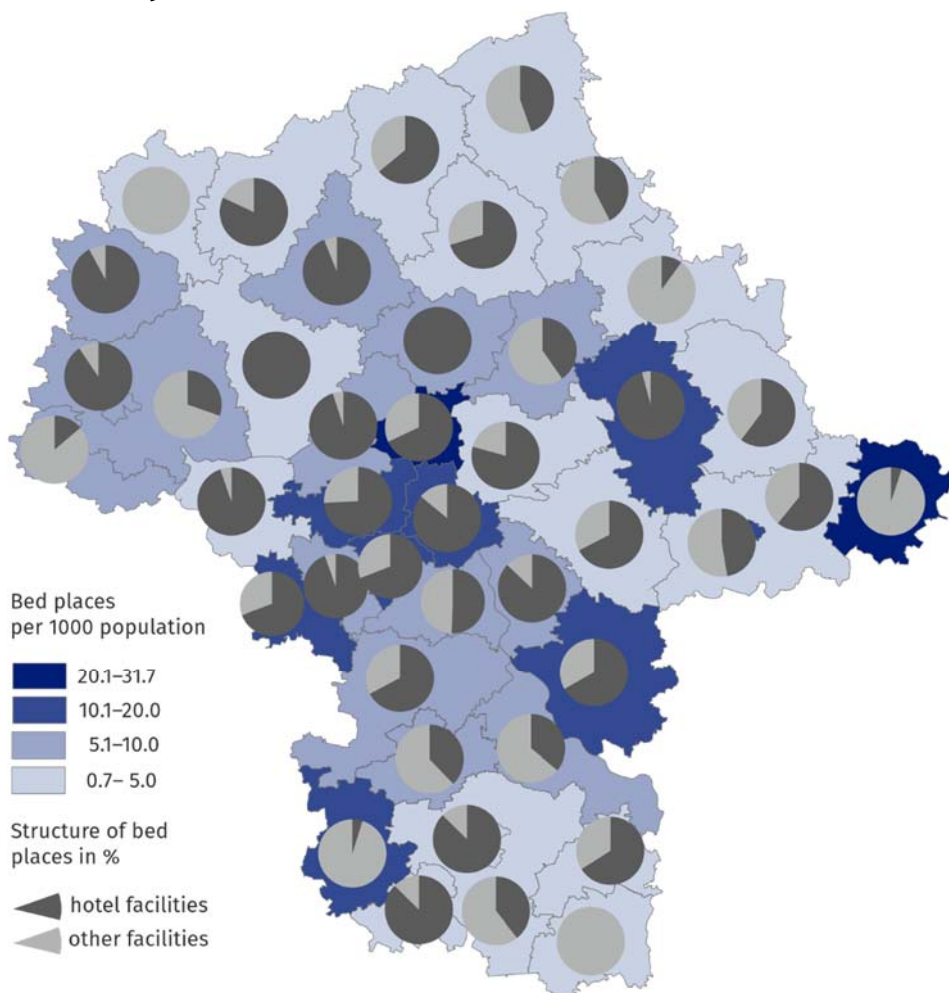
a Including school youth hostels.

The accommodation establishments consisted of 340 hotels and similar establishments (hotels, motels, boarding houses and other hotel facilities) and 221 other facilities¹. The largest group among hotels and similar facilities, as in previous years, were hotels – 246 facilities (25 fewer compared to 2019). The next group, in terms of the number, were other hotel facilities

¹Excursion hostels, shelters, youth hostels, school youth hostels, holiday centres, holiday youth centres, training-recreational centres, creative arts centres, complexes of tourist cottages, camping sites, tent camp sites, hostels, health establishments, rooms for rent, agrotourism lodgings, other not classified establishments.

i.e. facilities that do not meet the categorization requirements for hotels, motels and boarding houses, but provide services typical for hotels (e.g. guest houses and inns). On 31 July 2020, there were 73 such facilities (3 more than a year before). Among other facilities, the most numerous were rooms for guests – 65 (by 7 fewer than in 2019).

**Map 1. Bed places in tourist accommodation establishments by powiats in 2020
As of 31 July**



At the end of July 2020, there were 60075 bed places in tourist accommodation establishments (by 6.7% less than in the corresponding period of 2019). In the total number of bed places – 94.5% were places open all year (by 0.4 pp more than a year before). Majority of bed places (3/4) offered facilities located in warszawski stołeczny region.

According to the data compiled, one facility in the voivodship had an average of 107 bed places on their disposal. In warszawski stołeczny region, the facilities were over two times larger than in mazowieckie regional region (136 places and 65 bed places, respectively).

The largest number of bed places offered hotels (39986), i.e. 66.6% of all bed places in the voivodship. In comparison with the corresponding period of the previous year, the number of bed places decreased by 7.1%. In 2020, there were 163 bed places on average per one hotel (by 4 more than a year before).

The distribution of tourist accommodation establishments in Mazowieckie Voivodship is uneven. At the end of July 2020, most tourist accommodation facilities were located in m.st. Warszawa. 161 tourist establishments operated here, offering 31769 bed places (52.9% of the total in the voivodship). Outside the capital, the largest number of establishments and bed places were located in legionowski (3565 places in 23 establishments) and warszawski zachodni (2061 places in 26 establishments) powiats.

60.1 thousand bed places were prepared for tourists in tourist accommodation establishments in Mazowieckie Voivodship

Table 1. Tourist accommodation establishments in 2020
As of 31 July

Specification	Number of establishments		Number of bed places	
	2020	2019=100	2020	2019=100
Total	561	89,6	60075	93,3
of which open all year	531	90,5	56786	93,7
hotels and similar facilities	340	91,9	45576	93,7
of which hotels	246	90,8	39986	92,9
other facilities	221	86,3	14499	92,1
Warszawski stołeczny region	334	89,1	45392	93,2
Mazowiecki regionalny region	227	90,4	14683	93,5

At the end of July 2020, in tourist accommodation facilities operated 489 catering establishments (by 74 fewer than in the previous year). The largest group were restaurants – 262 (53.6%), followed by bars and cafes – 155 (31.7%), canteens – 43 (8.8%) and food stands – 29 (5.9%).

Occupancy of tourist accommodation establishments

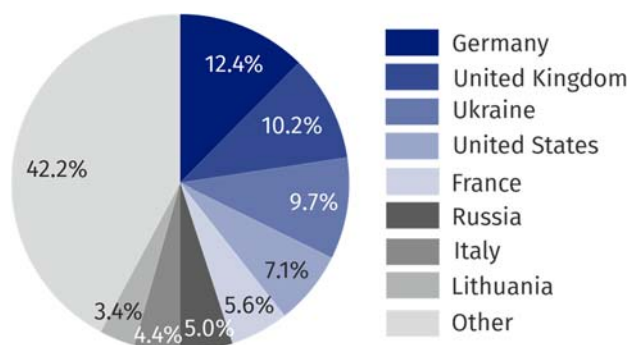
In 2020, 2116.5 thousand persons used tourist accommodation establishments, of which 390,6 thousand foreign tourists (18.5%). As compared to 2019, the number of total tourists decreased by 61.8%, whereas the number of foreign tourists by 75.1%.

Similarly to 2019, the most popular among tourists were hotels which received 1710.5 thousand persons, which accounted for 80.8% of the total using tourist accommodation establishments of Mazowieckie Voivodship. Next in terms of the number of tourists were other hotel facilities, which were used by 147.5 thousand persons (7.0% of total tourists) and hostels – 105.7 thousand persons (5.0%).

The vast majority of tourists (81.7%) chose facilities located in warszawski stołeczny region, and 62.5% used accommodation in facilities located in the capital. M.st. Warszawa is characterized by particularly valuable resources of cultural heritage, which causes the development of cultural and urban tourism. The capital and metropolitan functions of the city also affect the development of business tourism. Tourist potential is largely determined by good transport accessibility, mainly thanks to air and rail connections. Hence the well-developed tourist infrastructure which is at the capital's disposal.

Tourists most often stayed in hotels (80.8% of total tourists)

Chart 2. Structure of foreign tourists by country of permanent residence in 2020



390.6 thousand foreign tourists used tourist accommodation establishments in 2020, most from Germany, United Kingdom and Ukraine

Majority of foreign tourists visiting Mazowieckie Voivodship came from Europe – 310.8 thousand (70.4% less compared to the previous year). Mazowieckie was also visited by: 34.0 thousand tourists from Asia (by 86.8% less than in 2019); 29.5 thousand from North America (by 83.1% more); 2.3 thousand from Latin America and the Caribbean (by 85.2% more); 1.9 thousand from Africa (by 76.0% less) and 1.4 thousand tourists from Oceania (by 88.9% less).

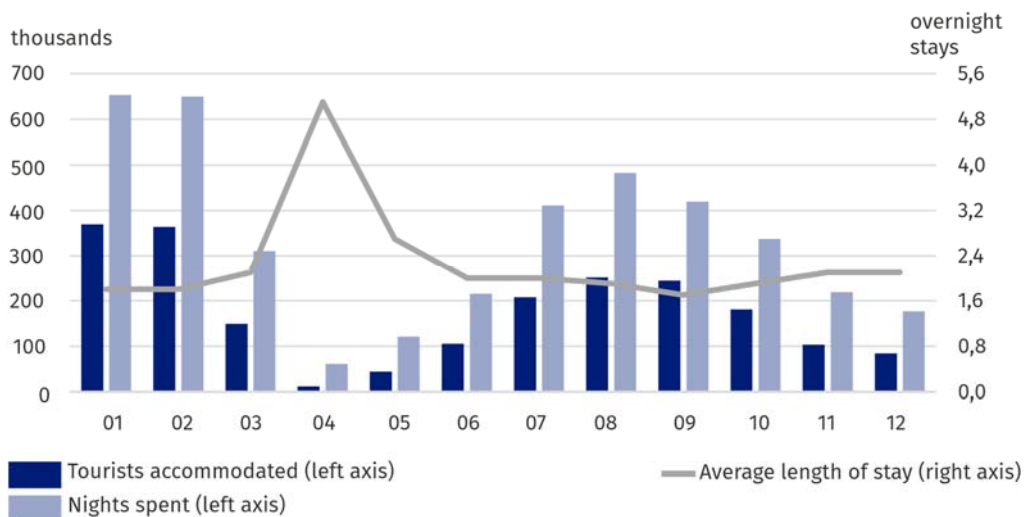
Tourists, who in 2020 visited Mazowieckie Voivodship spent 4057.9 thousand nights there (by 58.2% less than in 2019), of which 872.4 thousand (21.5%) were foreign tourists. The number of nights spent by foreigners decreased by 72.2%. 2782.8 thousand nights were spent in hotels, that is 68.6% of total nights spent in the voivodship. Apart from hotels, the largest number of nights spent were recorded in other hotel facilities 340.4 thousand (8.4% of total nights spent) and in hostels 253.5 thousand (6.2%).

Table 2. Tourists and nights spent in tourist accommodation establishments in 2020

Specification	Tourists accommodated		Nights spent	
	in thousands	2019=100	in thousands	2019=100
Total	2116,5	38,2	4057,9	41,8
of which open all year	390,6	24,9	872,4	27,8
hotels and similar facilities	1878,4	37,6	3165,1	38,7
of which hotels	1710,5	37,0	2782,8	37,3
other facilities	238,1	43,7	892,8	58,0
Warszawski stoleczny region	1729,3	36,4	3188,6	38,8
Mazowiecki regionalny region	387,2	49,0	869,4	57,9

Considering the number of tourists in individual months, it can be seen that the most tourists visited Mazowieckie Voivodship in January (369.9 thousand) and February (364.3 thousand). Starting in March, the number of tourists began to decline sharply, reaching the lowest level in April (12.1 thousand), when most of the accommodation facilities suspended operations due to the COVID-19 pandemic. Since May, there has been an increase in the number of tourists accommodated, and since September there has been a further decline. The highest number of overnight stays was also provided in January (653.4 thousand) and February (649.9 thousand), the least in April (61.4 thousand).

Chart 3. Tourists accommodated, nights spent and average length of stay in tourist accommodation establishments by months in 2020



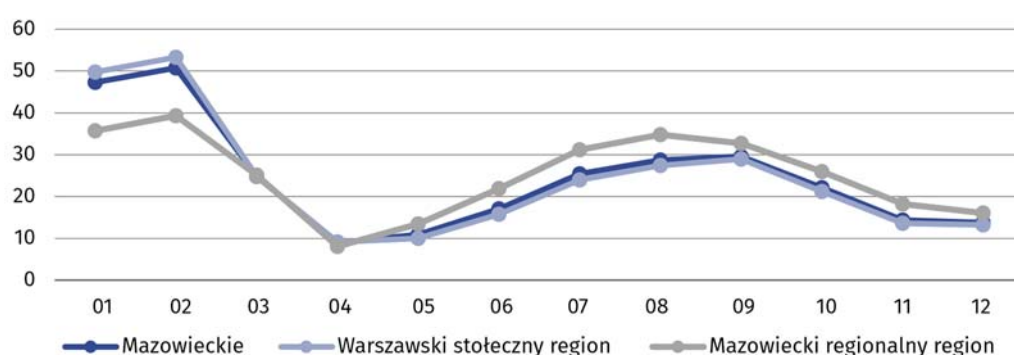
Average length of stay of a tourist in tourist accommodation establishments amounted to 1.9 nights, and of a foreign tourist 2.2 nights

The average length of stay of tourists in tourist accommodation establishments in total in 2020 amounted to 1.9 nights (in 2019 – 1.8), the longest in April (5.1 nights), and the shortest in September (1.7 nights). The average length of stay of a foreign tourist in Mazovia amounted to 2.2 nights (in 2019 – 2.0).

Occupancy rate of bed places in total tourist accommodation facilities in 2020 amounted to 21.3% and over the year decreased by 22.7 pp. The occupancy rate of bed places in hotels and similar facilities amounted to 21.2% (by 25.7 pp less than a year before), and in other facilities 21.7% (by 11.5 pp less).

In 2020, 2030.0 thousand rooms were rented in hotels and similar facilities (a decrease by 62.1% compared to 2019). Most, as many as 1823.2 thousand rooms, were rented in hotels (a decrease by 63.2%). Occupancy rate of rooms in hotels, motels, boarding houses and other hotel facilities in 2020 amounted to 26.5%, i.e. by 33.1 pp less than in 2019. The highest occupancy rate of rooms was recorded in February – 50.8%, while the lowest in April – 8.9%.

Chart 4. Occupancy rate of rooms in hotels and similar facilities in 2020 (in %)



Of the total number of tourists accommodated in hotels, the most (36.8%) stayed in 3-star hotels; the highest standard hotels were chosen by 13.1% of them. Foreigners constituted 19.5% of total hotel guests, and in 5-star hotels their share was 43.5%.

Table 3. Occupancy of hotels by category in 2020

Specification	Number of establishments ^a	Tourists accommodated	Nights spent	Rented rooms	Occupancy rate in %	
					places	rooms
Total	246	1710,5	2782,8	1823,2	21,3	27,0
categorized	16	223,7	378,6	260,0	21,0	25,1
5-star	42	521,8	813,0	529,7	20,9	26,9
4-star	111	629,7	974,6	651,7	20,7	26,5
3-star	56	202,1	351,0	235,3	19,8	26,6
2-star	14	99,2	211,0	112,3	33,3	41,9
1-star	7	34,0	54,5	34,2	21,5	25,7
Warszawski stołeczny region	154	1435,3	2300,5	1509,5	21,1	26,8
Mazowiecki regionalny region	92	275,2	482,3	313,7	22,7	28,3

a As of 31 July

Prepared by:
Statistical Office in Warszawa
Director Zofia Kozłowska
Tel: (+48 22) 464 23 15

Issued by:
Statistical Information Centre
Marcin Kałuski
Tel: (+48 22) 464 20 91

Press office

Tel.: (+48 22) 464 20 91

e-mail: m.kaluski@stat.gov.pl



warszawa.stat.gov.pl/en/



[@Warszawa_STAT](https://twitter.com/Warszawa_STAT)

Related information

[Tourism in 2019](#)

[Tourism in the European Union](#)

Data available in databases

[Local Data Bank](#)

Terms used in official statistics

[Tourist](#)

[Tourist accommodation establishment](#)

[Bed places in tourist accommodation establishments](#)

[Foreign tourists in tourist accommodation establishments](#)

[Nights spent \(overnight stays\) in tourist accommodation establishments](#)

