

Tourism in Mazowieckie voivodship in 2018

17th May 2019

22.4%

share in Poland of foreign tourists visiting the Mazowieckie voivodship

Mazowieckie voivodship, despite its low share in the resources of the national accommodation establishments (5.5% of the number of establishments and 7.9% of bed places) in 2018 accepted 15.7% of total tourists and 22.4% of foreign tourists. In 2018, 5092.0 thousand tourists visited the Mazowieckie voivodship and spent 8880.0 thousand nights there. Mazovian tourist traffic is concentrated in Warsaw capital city.

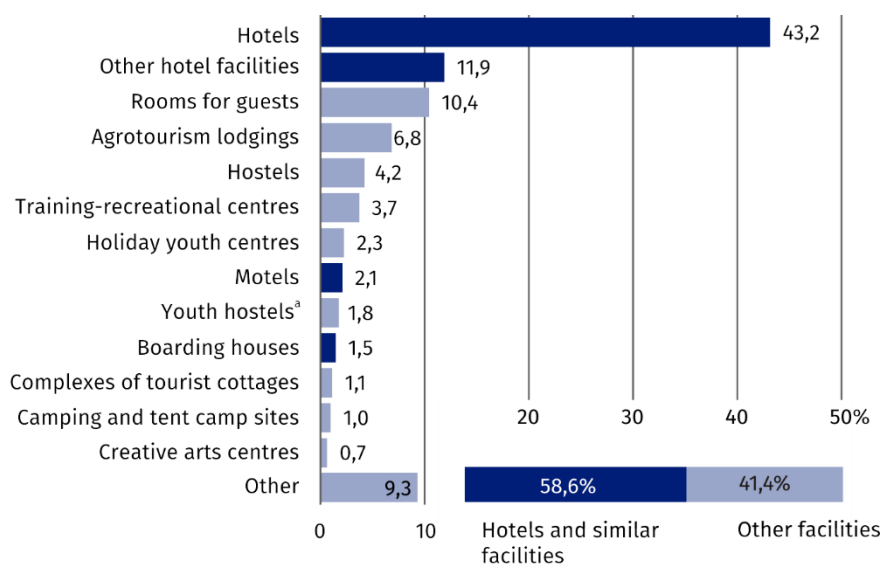
In 2018, the Mazowieckie voivodship accepted almost 16% of domestic tourists and over 1.5 of foreign tourists visiting Poland

Tourist accommodation establishments¹

As of 31st July 2018, there were 614 tourist accommodation establishments in the Mazowieckie voivodship, of these 575 were open all year. During a year, the number of accommodation establishments increased by 10.8% (by 60 facilities). More than half (59.3%) of tourist accommodation establishments were located in the Warsaw-capital region.

In July 2018, tourists had 614 tourist accommodation establishments at their disposal

Chart 1. Structure of tourists accommodation establishments by type. As of 31st June



^a Including school youth hostels and excursion hostels.

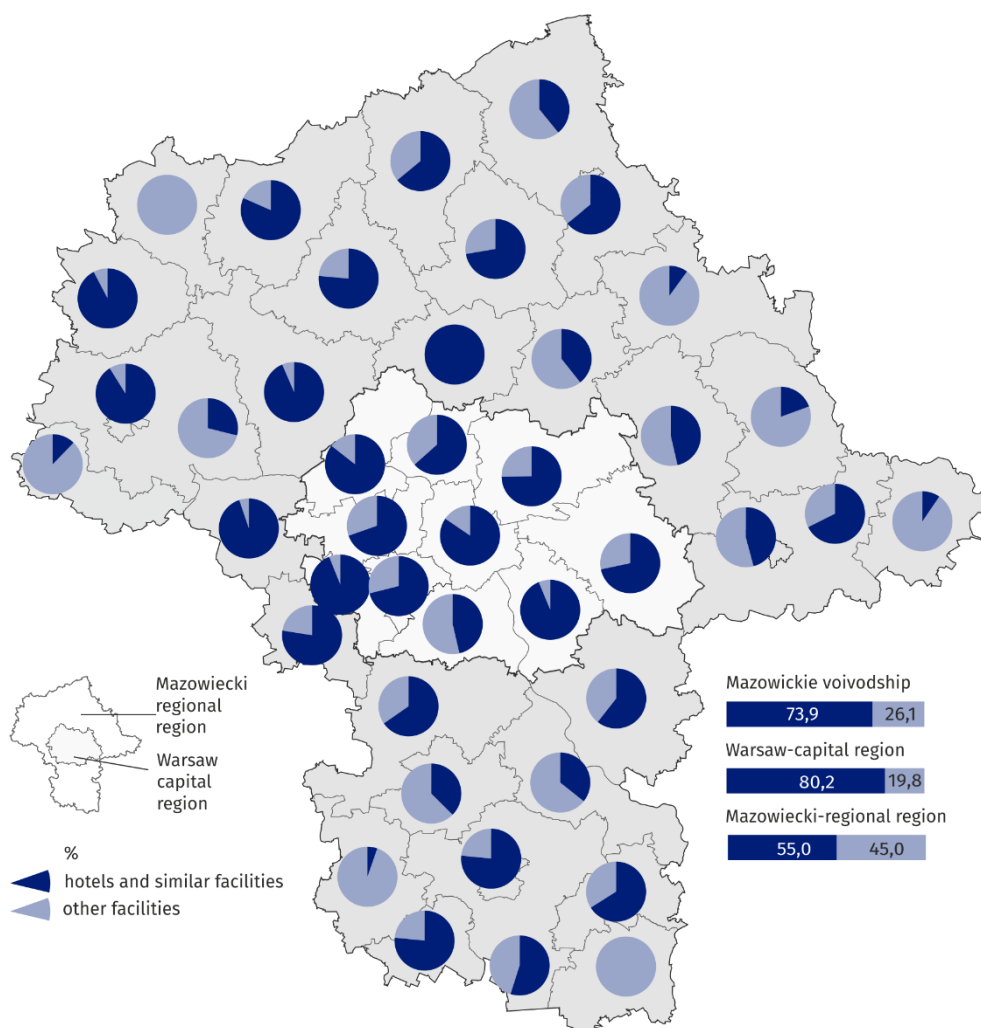
The accommodation establishments consisted of 360 hotels and similar establishments (hotels, motels, boarding houses and other hotel facilities) and 254 other facilities². The largest group among hotels and similar facilities, as in previous years, were hotels – 265 facilities (7 more compared to 2017). The next group, in terms of the number, were other hotel facilities (hotels, motels, boarding houses which were not assigned any category, as well as other facilities providing hotel services such as guest houses and inns). On 31st July 2018, there were

¹ Badanie statystyczne turystycznej bazy noclegowej jest prowadzone w cyklu miesięcznym z wykorzystaniem formularzy KT-1. Badanie to dostarcza informacji o stanie i wykorzystaniu turystycznych obiektów noclegowych posiadających 10 lub więcej miejsc noclegowych. Od 2016 r. dane prezentowane są z uwzględnieniem imputacji dla jednostek, które odmówiły udziału w badaniu.

² Excursion hostels, shelters, youth hostels, school youth hostels, holiday centres, holiday youth centres, training-recreational centres, creative arts centres, complexes of tourist cottages, camping sites, tent camp sites, hostels, health establishments, rooms for rent, agrotourism lodgings, other not classified establishments.

73 such facilities (4 more than a year before). Among the other facilities, the most numerous were 64 rooms for guests (28 more than in 2017).

Map 1. Structure of bed places by groups of establishments. As of 31st July



At the end of July 2018, there were 62745 bed places in tourist accommodation establishments (by 10.7% more than in the corresponding period of 2017). In the total number of bed places – 93.9% were places open all year (by 1.1 pp more than a year before). ¾ of bed places offered facilities located in the Warsaw-capital region.

According to the data compiled, one facility in the voivodship had an average of 102 bed places on their disposal. In the Warsaw-capital region, one facility had an average of 129 bed places, while in the Mazowiecki-regional over two times less – 63.

The largest number of bed places offered hotels (41228), i.e. 65.7% of all bed places in the voivodship. In comparison with the corresponding period of the previous year, the number of bed places increased by 7.6%. In 2018, there was an average of 156 bed places per one hotel (7 more than a year before).

The distribution of tourist accommodation establishments in Mazowieckie voivodship is uneven. In July 2018, most tourist accommodation facilities were located in Warsaw capital city. 186 tourist establishments operated here, offering 33402 bed places (53.2% of the total in the voivodship). Outside the capital, the largest number of establishments and bed places were located in the Pruszkowski and Legionowski powiats.

62.7 thousand bed places were prepared for tourists in tourist accommodation establishments in the Mazowieckie voivodship

Table 1. Tourist accommodation establishments. As of 31st July

Specification	Number of establishments			Number of bed places		
	2017	2018	2017=100	2017	2018	2017=100
Total	554	614	110,8	56704	62745	110,7
of which open all year	514	575	111,9	52635	58925	112,0
hotels and similar facilities	345	360	104,3	42963	46356	107,9
of which hotels	258	265	102,7	38313	41228	107,6
other facilities	209	254	121,5	13741	16389	119,3
Warsaw-capital region	321	364	113,4	42741	47078	110,1
Mazowiecki-regional region	233	250	107,3	13963	15667	112,2

Catering establishments in tourist accommodation establishments

At the end of July 2018, in tourist accommodation facilities operated 567 catering establishments (20 more than in the previous year). The largest group were restaurants – 295 (52.0%), followed by bars and cafes – 175 (30.9%), canteens – 55 (9.7%) and food stands – 42 (7.4%). Most catering establishments were located in hotels (394), in other hotel facilities (53) and training-recreational centres (33). Of the total number of establishments in hotels, the most were located in 3-star hotels – 110 restaurants, i.e. 48.0% of all restaurants in hotels and 37.3% of total restaurants in tourist accommodation establishments as well as 56 bars and cafes (analogically 44.8% and 32.0%).

82% of total catering establishments were located in hotels and similar facilities

Table 2. Catering establishments. As of 31st July

Specification	Total	Restaurants	Bars and cafes	Canteens	Food stands	
Total	2017	547	277	172	64	34
	2018	567	295	175	55	42
hotels and similar facilities		465	271	145	19	30
of which hotels		394	229	125	14	26
other facilities		102	24	30	36	12
Warsaw-capital region		361	184	125	29	23
Mazowieckie-regional region		206	111	50	26	19

Occupancy of tourist accommodation establishments

In 2018, 5337.0 thousand persons used tourist accommodation establishments (by 4.8% more than a year before). As in the previous year, most popular among tourists were hotels which accepted 4480.4 thousand persons (more by 3.0% compared to 2017), in other hotel facilities – 261.0 thousand (a decrease by 0.8%), hostels – 180.9 thousand (an increase by 13.3%). Almost 86% of tourists chose accommodation in facilities located in Warsaw-capital region, and over 68% chose facilities located in the capital.

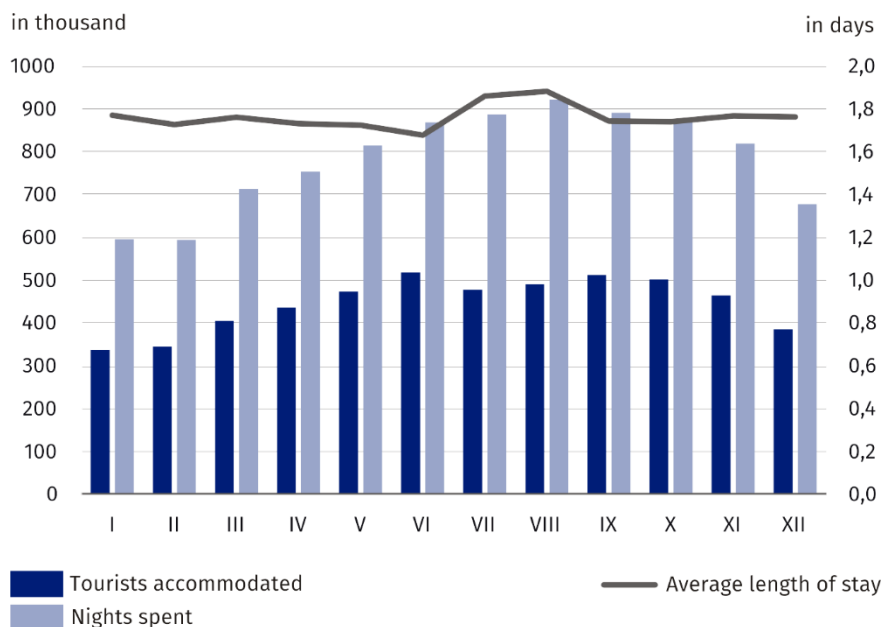
Tourists most often stayed in hotels (84.0% of total tourists)

Table 3. Tourists and nights spent in tourist accommodation establishments

Specification	Tourists accommodated			Nights spent		
	2017	2018	2017=100	2017	2018	2017=100
	w tys.			w tys.		
Total	5092,0	5337,0	104,8	8880,0	9398,9	105,8
of which open all year	5070,8	5317,0	104,9	8793,9	9322,4	106,0
hotels and similar facilities	4640,3	4777,1	102,9	7681,5	7891,7	102,7
of which hotels	4348,6	4480,4	103,0	7144,5	7326,3	102,5
other facilities	451,7	559,8	123,9	1198,4	1507,2	125,8
Warsaw-capital region	4452,3	4578,5	102,8	7601,7	7964,9	104,8
Mazowiecki-regional region	639,6	758,4	118,6	1278,3	1434,0	112,2

Tourists who in 2018 visited Mazowieckie voivodship spent 9398.9 thousand nights here (by 5.8% more than in 2017). The largest number of nights spent were reported in hotels 7326.3 thousand (an increase by 2.5%), and other hotel facilities 484.3 thousand (an increase by 2.6%). The largest number of nights were spent in August and September – 9.8% and 9.5%, respectively of their total number in the voivodship.

Chart 2. Tourists accommodated, nights spent and average length of stay in tourist accommodation establishments by months in 2018



The average length of stay of tourists in tourist accommodation establishments in total in 2018 amounted to 1.8 days (1.7 in the previous year), and it was the longest in holiday months (1.9 days each).

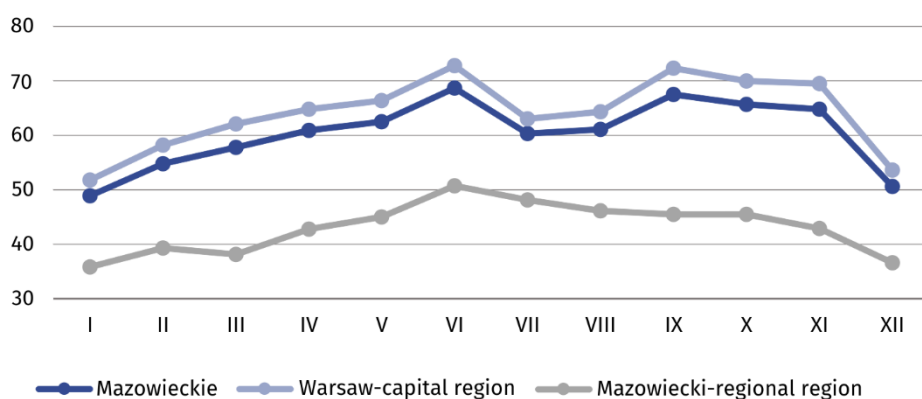
Most tourists stayed in 3-and 4-star hotels, a total of 64.3% of total guests in hotels. Among motels and boarding houses the largest number of tourists, nights spent and rented rooms were recorded in 2-star facilities.

Average length of stay of a tourist in tourist accommodation establishments amounted to 1.8 days

Table 4. Occupancy of hotels by category in 2018

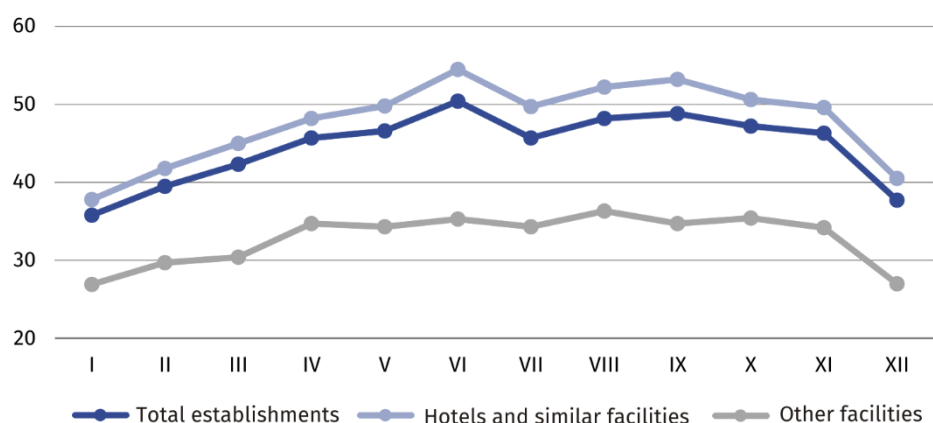
Specification	Number of establishments	Tourists		Nights spent		Rented rooms	
		in thousand	%	in thousand	%	in thousand	%
Total	265	4480,4	100,0	7326,3	100,0	4855,2	100,0
categorized	256	4405,5	98,3	7215,7	98,5	4789,3	98,6
5-star	15	693,1	15,5	1199,6	16,4	834,6	17,2
4-star	41	1344,3	30,0	2272,9	31,0	1517,8	31,3
3-star	121	1535,4	34,3	2380,1	32,5	1581,2	32,6
2-star	64	545,9	12,2	893,7	12,2	588,8	12,1
1-star	15	286,7	6,4	469,5	6,4	267,0	5,5
during categorization	9	75,0	1,7	110,6	1,5	66,0	1,4
Warsaw-capital region	166	3923,9	87,6	6418,5	87,6	4267,1	87,9
Mazowiecki-regional region	99	556,6	12,4	907,8	12,4	588,1	12,1

In 2018, in hotels and similar facilities 5179.4 thousand rooms were rented (an increase by 2.6% compared to 2017). Most, as many as 4855.2 thousand rooms, were rented in hotels (an increase by 2.1%). Occupancy of rooms in hotels, motels, boarding houses and other hotel facilities in 2018 amounted to 60.4%, i.e. by 1.6 pp more than in 2017. The highest occupancy rate of rooms in this type of establishments was recorded in June – 68.7%, while the lowest in January – 48.9%.

Chart 3. Occupancy rate of rooms in hotels and similar facilities in 2018 (in %)

Occupancy rate of bed places in total tourist accommodation facilities in 2018 amounted to 44.6% and over the analyzed year decreased by 1.3 pp. The highest rate was noted in June (50.4%) The occupancy rate of bed places in hotels and similar facilities amounted to 47.8% (by 1.5 pp less than a year before), and in other facilities 33.1% (by 1.0 pp more).

Chart 4. Occupancy rate of bed places in tourist accommodation establishments in 2018 (in %)



Foreign tourists

In 2018, there were 1588.7 thousand foreigners using tourist accommodation establishments located in the Mazowieckie voivodship (by 2.7% more than in the previous year). In the surveyed period, foreigners accounted for 29.8% of total tourists accommodated in the Mazowieckie voivodship. The vast majority of foreign tourists (94.4%) chose establishments located in the Warsaw-capital region. It is associated with a very well developed tourist infrastructure in Warsaw capital city and with good communication accessibility, mainly thanks to flight connections. Foreigners visiting Warsaw capital city constituted 85.9% of foreign tourists who came to the Mazowieckie voivodship.

Foreign tourists accounted for 29.8% of total tourists accommodated in the Mazowieckie voivodship

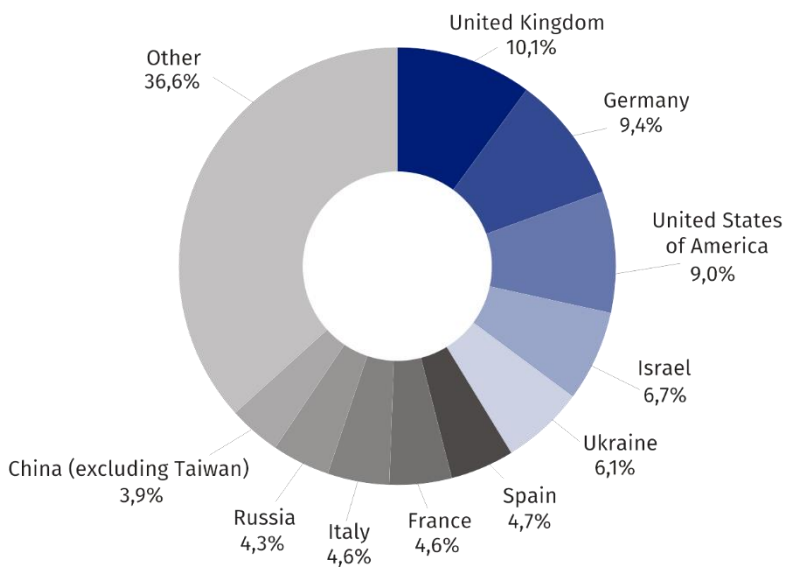
Table 5. Occupancy of tourist accommodation establishments by foreign tourists

Specification	Tourists accommodated		2017=100	Nights spent		2017=100
	2017	2018		2017	2018	
	in thousand			in thousand		
Total	1547,3	1588,7	102,7	3016,4	3143,8	104,2
hotels and similar facilities	1451,2	1480,8	102,0	2751,1	2797,0	101,7
of which hotels	1412,7	1440,3	102,0	2669,1	2707,0	101,4
other facilities	96,1	107,9	112,3	265,2	346,9	130,8
Warsaw-capital region	1464,0	1499,1	102,4	2774,1	2891,6	104,2
Mazowiecki-regional region	83,3	89,6	107,6	242,3	252,2	104,1

Majority of foreign tourists visiting the Mazowieckie voivodship came from Europe – 1098.3 thousand (69.1% of their total number), Asia – 256.5 thousand (16.1%) and from North America – 159.7 thousand (10.1%).

The vast majority of foreign tourists (90.7%) stayed in hotels. Foreigners accounted for 32.1% of total hotel guests, and their share was the highest in 5-star hotels and amounted to 60.7%. In 2018, guests from abroad rented 1821.7 thousand rooms, i.e. by 0.8% more than in the previous year. Most rooms were rented in August (182.4 thousand), July (175.5 thousand) and September (175.0 thousand).

Chart 5. Structure of foreign tourists by country of permanent residence



In 2018, foreign tourists spent 3143.8 thousand nights in the voivodship (by 4.2% more than in 2017), which accounted for 33.4% of the total nights spent. Most nights, as in the previous year, were spent in hotels – 2707.0 thousand, i.e. 86.1% of total nights spent by this group of tourists in tourist accommodation facilities. The average length of stay of a foreign tourist in Mazovia amounted to 2.0 days (in 2017 – 1.9 days).

The vast majority of foreign tourist stayed in hotels

Prepared by:
Mazovian Centre for Regional Surveys
Statistical Office in Warszawa
Anna Pasterkowska
Tel: 22 464 21 93
e-mail: a.pasterkowska@stat.gov.pl

Issued by:
Statistical Information Centre
Marcin Kałuski
Tel: 22 464 20 91
e-mail: m.kaluski@stat.gov.pl

Translated by:
Agnieszka Gromek-Żukowska
Tel: 22 464 22 42
e-mail: a.gromek-zukowska@stat.gov.pl

Press office

tel.: 22 464 20 91

e-mail: m.kaluski@stat.gov.pl



warszawa.stat.gov.pl/en



[@Warszawa_STAT](https://twitter.com/Warszawa_STAT)

Related information

[Tourism in 2017](#)

[Tourism in the European Union](#)

Data available in databases

[Local Data Bank](#)

Terms used in official statistics

[Tourists accommodated](#)

[Bed places in tourist accommodation establishments](#)

[Nights spent \(overnight stays\) in tourist accommodation establishments](#)

[Occupancy rate of bed place or rooms in tourist accommodation establishments](#)

[Tourist](#)

[Tourist accommodation establishment](#)

[Tourism](#)

[Foreign tourists in tourist accommodation establishments](#)

