

Tourism¹ in Mazowieckie Voivodship in 2023

29 May 2024

↑ **6.3%**

Increase in the number of tourists in tourist accommodation establishments y/y

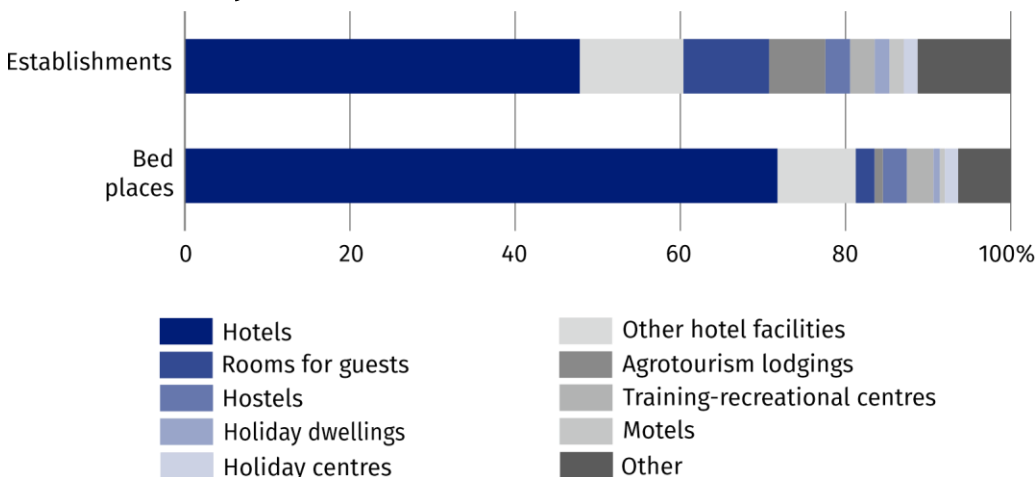
In 2023, 6,264.9 thousand tourists were accommodated in tourist accommodation establishments in Mazowieckie Voivodship, with 10,402.0 thousand overnight stays provided to them. Compared to 2022, it was more by 6.3% and 1.1%, respectively. The occupancy rate of bed places amounted to 44.7% and during the year decreased by 1.0 pp.

Tourist accommodation establishments

As of the end of July 2023, there were 541 tourist accommodation establishments in Mazowieckie Voivodship, of these 506 were open all year. During a year, the number of accommodation establishments decreased by 7. More than half (58.2%) of tourist accommodation establishments were located in warszawski stołeczny region.

At the end of July 2023, tourists had 541 tourist accommodation establishments at their disposal

Chart 1. Structure of tourists accommodation establishments and bed places by type at the end of July 2023



In tourist accommodation establishments in Mazowieckie Voivodship, 66.9 thousand bed places were prepared for tourists

The accommodation establishments consisted of 344 hotels and similar establishments (hotels, motels, boarding houses and other hotel facilities) and 197 other facilities². The largest group among hotels and similar facilities, as in previous years, were hotels – 259 facilities (by 2 fewer than in 2022). The next group, in terms of the number, were other hotel facilities i.e. facilities that do not meet the categorisation requirements for hotels, motels and boarding houses, but provide services typical for hotels (e.g. guest houses and inns). On 31 July 2023, there were 68 such facilities (by 2 more than a year before). Among other facilities, the most numerous were rooms for guests – 56 (by 3 fewer than in 2022).

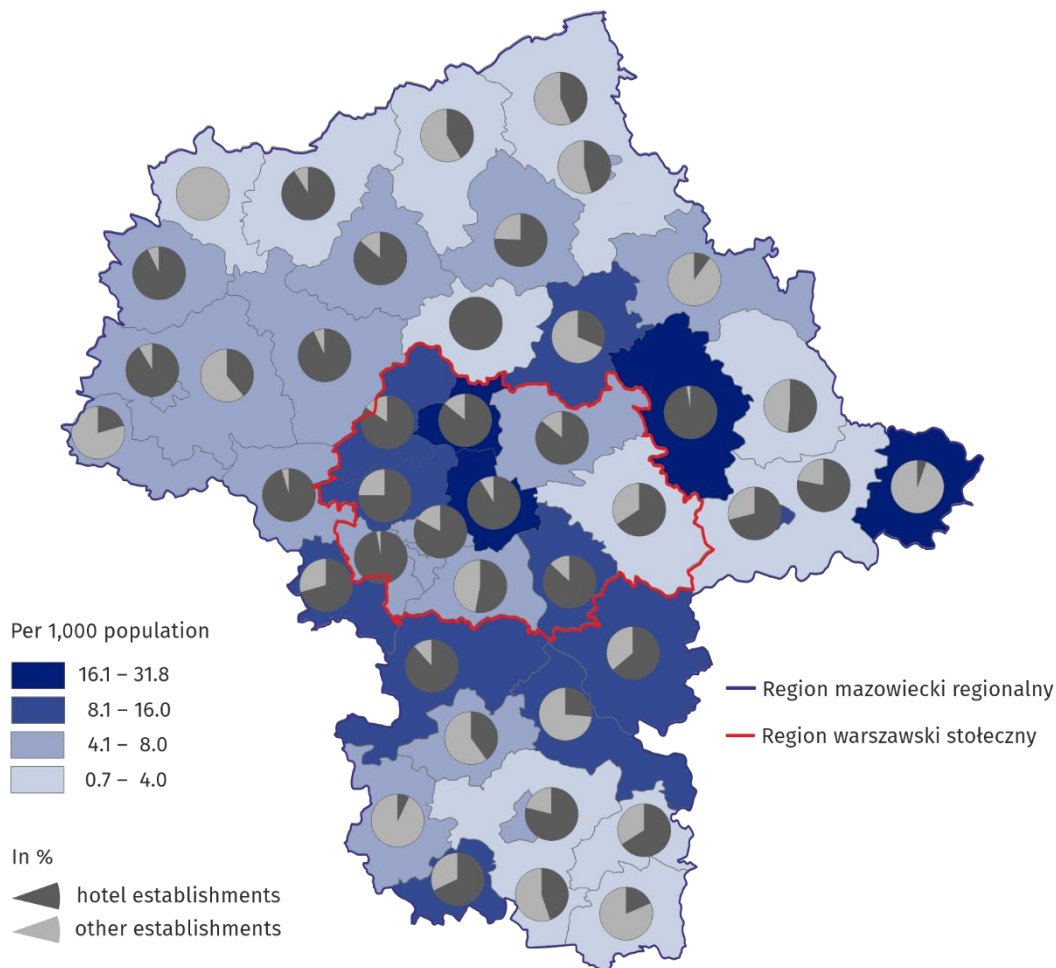
At the end of July 2023, there were 66892 bed places in tourist accommodation establishments (by 5.2% more than in the corresponding period of 2022). In the total number of bed places – 96.0% were places open all year (by 0.1 pp more than a year before). Majority of bed places (76.9%) offered facilities located in warszawski stołeczny region.

¹ Applies to tourist accommodation establishments with 10 or more bed places.

According to the data compiled, one facility in the Voivodship had an average of 124 bed places on their disposal. In warszawski stołeczny region, the facilities were over two times larger than in mazowieckie regional region (163 places and 68 bed places, respectively).

The largest number of bed places offered hotels (48074), i.e. 71.9% of all bed places in the voivodship. In comparison with the corresponding period of the previous year, the number of bed places increased by 5.5%. In 2022, there were 186 bed places on average per one hotel (by 11 more than a year before).

Map 1. Bed places in tourist accommodation establishments by powiats in 2023



The distribution of tourist accommodation establishments in Mazowieckie Voivodship is uneven. At the end of July 2023, most tourist accommodation facilities were located in m.st. Warszawa. 172 tourist establishments operated here, offering 39584 bed places (59.2% of the total in the Voivodship). Outside the capital, the largest number of establishments and bed places were located in legionowski (3009 places in 21 establishments) and piaseczyński (1697 places in 22 establishments).

At the end of July 2023, there were 576 catering establishments in tourist accommodation establishments (by 8 more than in the previous year). Restaurants constituted the largest group – 282 (49.0%), followed by bars and cafes – 170 (29.5%), canteens – 68 (11.8%) and catering outlets – 56 (9.7%).

Table 1. Tourist accommodation establishments at the end of July 2023

Specification	Number of establishments		Number of bed places	
	2023	2022=100	2023	2022=100
Total	541	98,7	66892	105,2
of which open all year	506	98,3	64208	105,3
hotels and similar facilities	344	99,7	55106	106,9
of which hotels	259	99,2	48074	105,5
other facilities	197	97,0	11786	98,1
Region warszawski stołeczny	315	97,2	51418	105,5
Region mazowiecki regionalny	226	100,9	15474	104,1

Occupancy of tourist accommodation establishments

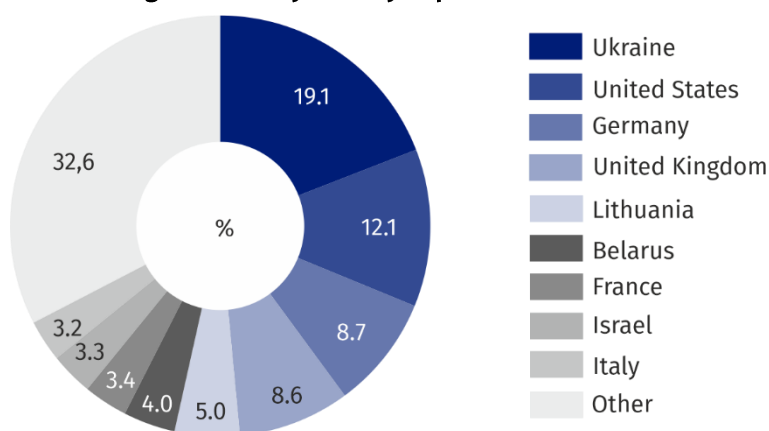
In 2023, 6,264.9 thousand persons used tourist accommodation establishments, of which 1,633.1 thousand foreign tourists (26.1%) and compared to 2022, it was by 6.3% and 11.7% more.

Similarly to 2022, the most popular among tourists were hotels which received 5,383.8 thousand persons, which accounted for 85.9% of total persons using tourist accommodation establishments in Mazowieckie Voivodship.

The vast majority of tourists (87.1%) chose facilities located in warszawski stołeczny region, and 73.4% stayed in facilities located in the capital. M.st. Warszawa is characterised by particularly valuable cultural heritage resources, which causes the development of cultural and urban tourism. The capital city and metropolitan functions of the city also influence the development of business tourism. Tourist potential is largely determined by good transport accessibility, mainly due to air and rail connections. Hence the very well-developed tourist infrastructure that the capital has at its disposal.

Tourists most often stayed in hotels (85.9% of total tourists)

Chart 2. Structure of foreign tourists by country of permanent residence in 2023



1,633.1 thousand foreign tourists used tourist accommodation establishments in 2023, most from Ukraine

Tourists from Europe prevailed among foreign tourists using the accommodation establishments in Mazowieckie Voivodship. In 2023, 1,215.0 thousand guests from European countries used overnight stays in accommodation establishments and their share was 74.4%. Among all the countries, the greatest number of tourists came from Ukraine – 311.7 thousand, the United States – 197.2 thousand, Germany – 142.4 thousand and United Kingdom – 140.1 thousand.

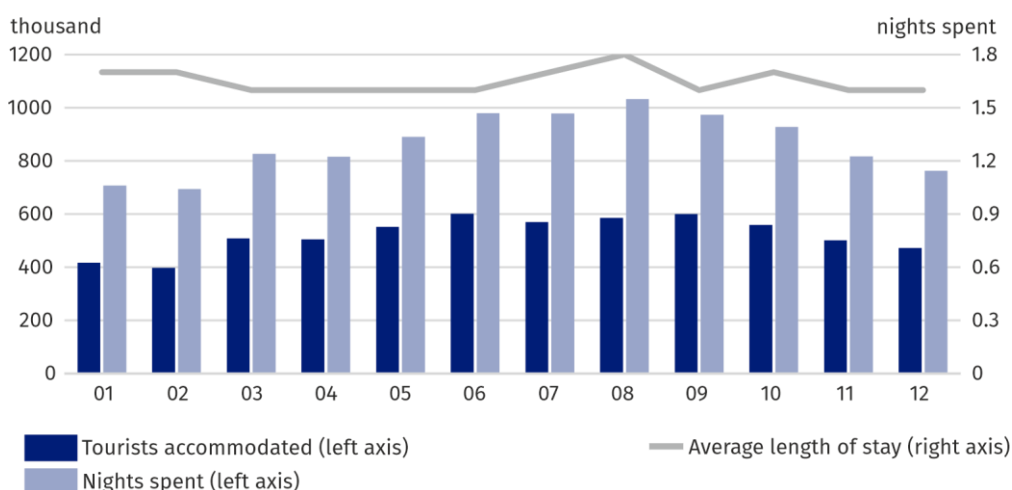
Tourists, who in 2023 visited Mazowieckie Voivodship spent 10,402.0 thousand nights there (by 1.1% more than in 2022), of which 2,918.8 thousand (28.1%) were foreign tourists. The number of nights spent by foreigners increased by 1.3%. 8,378.6 thousand nights were spent in hotels, that is 80.5% of total nights spent in the Voivodship.

Table 2. Tourists and nights spent in tourist accommodation establishments in 2023

Specification	Tourists accommodated		Nights spent	
	in thousands	2022=100	in thousands	2022=100
Total	6264,9	106,3	10402,0	101,1
of which foreign tourists	1633,1	111,7	2918,8	101,3
hotels and similar facilities	5786,7	106,7	9176,7	102,5
of which hotels	5383,8	105,7	8378,6	101,1
other facilities	478,2	101,4	1225,3	91,6
Region warszawski stołeczny	5458,8	106,9	8918,9	101,7
Region mazowiecki regionalny	806,2	102,4	1483,1	97,6

Most tourists visited Mazowieckie Voivodship in June – 601.0 thousand, and the least in February – 397.5 thousand. The largest number of overnight stays was provided in August – 1,031.9 thousand, and the least in February – 693.7 thousand.

Chart 3. Tourists accommodated, nights spent and average length of stay in tourist accommodation establishments by months in 2023

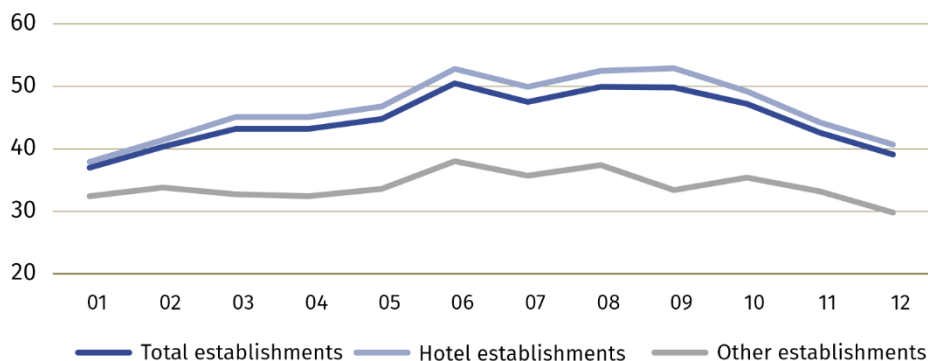


The average length of stay of tourists in tourist accommodation establishments in total in 2023 amounted to 1.7 nights (as in the previous year), the longest in August (1.8 nights), and the shortest in the period from March to June (1.6 nights), and in September, November and December (1.6 nights each). The average length of stay of a foreign tourist in Masovia amounted to 1.8 nights (in 2022 – 2.0).

Occupancy rate of bed places in total tourist accommodation facilities in 2023 amounted to 44.7% and over the year decreased by 1.0 pp. The occupancy rate of bed places in hotels and similar facilities amounted to 46.6% (by 1.1 pp fewer than a year before), and in other facilities 34.1% (by 1.8 pp fewer).

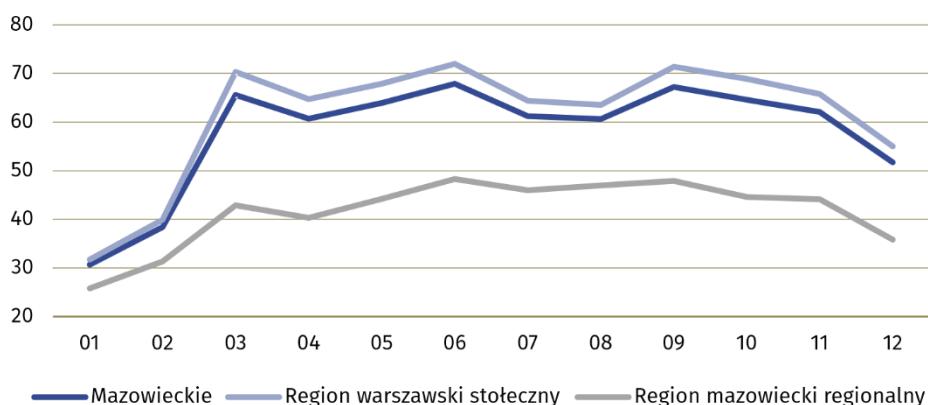
Average length of stay of a tourist in tourist accommodation establishments amounted to 1.7 nights, and of a foreign tourist 1.8 nights

Chart 4. Occupancy rate of bed places by months in 2023 (in %)



In 2023, 5,960.3 thousand rooms were rented in hotels and similar facilities (an increase by 5.7% compared to 2022). Most, as many as 5,510.2 thousand rooms, were rented in hotels (an increase by 4.3%). Occupancy rate of rooms in hotels and similar facilities in 2023 amounted to 59.3%, i.e. by 1.3 pp more than in 2022. The highest occupancy rate of rooms was recorded in September – 68.1%, while the lowest in January – 49.1%.

Chart 5. Occupancy rate of rooms in hotels and similar facilities by months in 2023 (in %)



Of the total number of tourists accommodated in hotels, the most (36.8%) stayed in 4-star hotels; the highest standard hotels were chosen by 13.8% of them. Foreigners constituted 27.1% of total hotel guests, and in 5-star hotels their share was the highest and totaled 48.0%.

Table 3. Occupancy of hotels by category in 2023

Specification	Number of establishments ^a	Tourists accommodated	Nights spent	Rooms rented	Occupancy rate in %	
		in thousands			places	rooms
Total	259	5383,8	8378,6	5510,2	48,2	61,6
5-star	16	744,9	1254,7	881,3	55,6	68,4
4-star	55	1979,9	2907,8	1908,1	46,9	61,2
3-star	117	1764,9	2762,4	1808,1	48,0	59,4
2-star	53	564,6	906,7	588,3	43,0	57,7
1-star	12	252,7	421,7	244,1	52,8	70,2
under categorisation	6	76,8	125,3	80,4	48,3	61,0
Region warszawski stołeczny	166	4763,9	7420,4	4870,4	50,2	63,9
Region mazowiecki regionalny	93	619,9	958,2	639,8	37,0	48,1

^a As of end of July.

When quoting Statistics Poland data, please provide the information: "Source of data: Statistics Poland", and when publishing calculations made on data published by Statistics Poland, please include the following disclaimer: "Own study based on figures from Statistics Poland".

Prepared by:
Statistical Office in Warszawa

Director Agnieszka Ajdyn
Phone: (+48 22) 464 23 15

Issued by:
Statistical Information Centre

Marcin Kałuski
Phone: (+48 22) 464 20 91

Press office

Phone: (+48 22) 464 20 91

e-mail: m.kaluski@stat.gov.pl

-  www.warszawa.stat.gov.pl/en/
-  [@WARSZAWA_STAT](https://twitter.com/WARSZAWA_STAT)
-  [@UrzadStatystycznywWarszawie](https://www.facebook.com/@UrzadStatystycznywWarszawie)
-  [gus_stat](https://www.instagram.com/gus_stat)
-  [glownyurządstatystycznygus](https://www.youtube.com/glownyurządstatystycznygus)
-  [glownyurządstatystyczny](https://www.linkedin.com/company/glownyurządstatystyczny)

Related information

[Tourism in 2022](#)

[Tourism in the European Union](#)

Data available in databases

[Local Data Bank](#)

Terms used in official statistics

[Tourist](#)

[Tourist accommodation establishment](#)

[Bed places in tourist accommodation establishments](#)

[Foreign tourists accommodated in tourist accommodation establishments](#)

[Nights spent \(overnight stays\) in tourist accommodation establishments](#)

