

Agriculture in Mazowieckie Voivodship in 2021

15 June 2022

↑ 1.1%

Increase in the total area of agricultural holdings

In June 2020, in Mazowieckie Voivodship the total area of agricultural holdings amounted to 2,291.1 thousand ha. Compared to 2010, both the total area of farms and the area of agricultural land increased. In December 2021, there was an annual increase in the number of cattle and sheep, and a decrease in pigs and poultry in total.

Land use

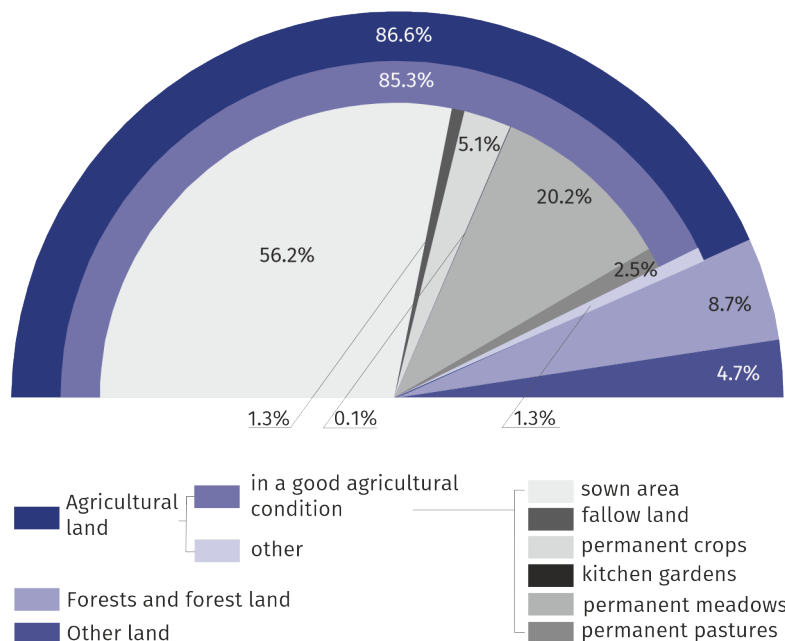
According to the Agricultural Census 2020, the total area of agricultural holdings whose holders were based in Mazowieckie Voivodship was 2,291.1 thousand ha and compared to AC 2010 it was higher by 24.6 thousand ha (by 1.1%).

Agricultural land on agricultural holdings occupied 1,984.9 thousand ha, constituting 86.6% of the total area. Compared to 2010, the area of this land increased by 40.7 thousand ha (by 2.1%). Agricultural land maintained in a good agricultural condition occupied 1,955.0 thousand ha, i.e. 98.5% of the agricultural land area, while the area of other agricultural land amounted to 29.9 thousand ha and constituted 1.5%.

In the internal structure of agricultural land, the largest area was sown land — 1,286.9 thousand ha, followed by permanent grassland — 520.5 thousand ha, while permanent meadows were cultivated on an area of 462.8 thousand ha, and permanent pastures — 57.7 thousand ha. 115.8 thousand ha were intended for permanent crops. The area of fallow land (including the crop area intended for ploughing in the main crop) amounted to 29.7 thousand ha.

The area of agricultural holdings in Mazowieckie Voivodship constituted 13.7% of the total area of agricultural holdings in the country

Chart 1. Structure of land use in agricultural holdings in 2020



Crop production

In 2020, the sown area amounted to 1,286.9 thousand ha and accounted for almost two thirds of the total agricultural land. In comparison to 2010, it was higher by 81.3 thousand ha. In the structure of sown crops, cereals prevailed, covering 900.6 thousand ha, i.e. 70.0%.

Compared to 2010, there was an increase in the cultivation area of sugar beet (by 67.7%), rape and turnip rape (by 19.0%) and ground vegetables (by 6.4%), while the area of potatoes decreased (by 52.2%) and cereals in total (by 2.4%).

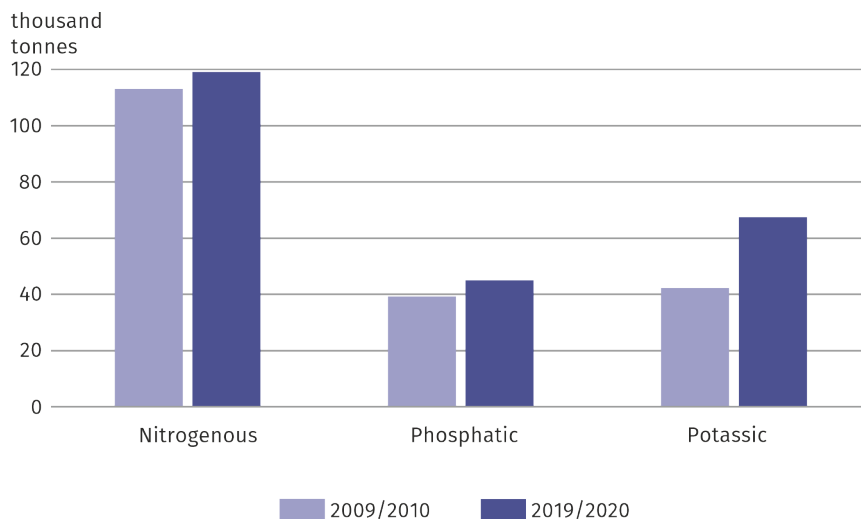
The sown area covered most of the agricultural land area

Means of production

In Mazowieckie Voivodship, according to the last agricultural census conducted in 2020, the consumption of mineral fertilisers (NPK) amounted to 231.7 thousand tonnes and, compared to 2010, it was higher by 37.0 thousand tonnes (by 19.0%). 119.2 thousand tonnes of nitrogenous fertilisers (51.4% of the total mineral fertilisers), 45.0 thousand tonnes of phosphatic (19.4%) and 67.5 thousand tonnes potassic tonnes (29.1%) were sown for the harvest. Compared to 2010, the consumption of nitrogenous fertilisers increased by 6.0 thousand tonnes (by 5.3%), phosphatic – by 5.7 thousand tonnes (by 14.5%), and potassic – by 25.2 thousand tonnes (by 59.6%).

Increase in consumption of mineral fertilisers by 19.0% in 10 years

Chart 2. Consumption of mineral fertilisers



The average consumption of mineral fertilisers per 1 ha of agricultural land was 116.7 kg NPK, i.e. 16.5% more than in 2010.

In 2020, agricultural holdings used 140.3 thousand tonnes of calcium fertilisers for sowing, which was three times more than 10 years ago. Per 1 ha of agricultural land, on average, 70.7 kg of calcium fertilisers were used in Mazowieckie Voivodship, also three times more than in 2010.

Livestock

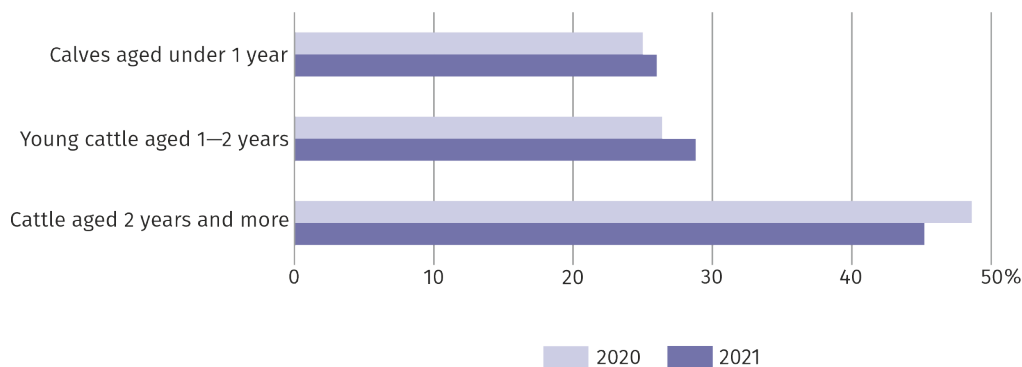
In December 2021, the total cattle population amounted to 1,164.7 thousand heads and increased by 21.6 thousand heads, i.e. 1.9% compared to the figure recorded in 2020. The larger herd of cattle was the result of an increase in calves by 6.1% and the number of young cattle aged 1-2 years by 11.2%. There were fewer (by 5.3%) adult cattle aged 2 years and more.

Y/y increase in the number of cattle by 1.9%

In the structure of the cattle population, the share of calves increased by 1.0 pp per year and the share of young cattle aged 1–2 years by 2.4 pp. On the other hand, the share of adult cattle aged 2 years and more decreased by 3.4 pp, including cows by 3.7 pp.

The stocking density of cattle in total, including cows, per 100 ha of agricultural land was 58.7 and 23.9 heads, respectively, compared to 57.6 and 25.5 heads in December 2020.

**Chart 3. Structure of cattle stock by age and utility groups
As of December**



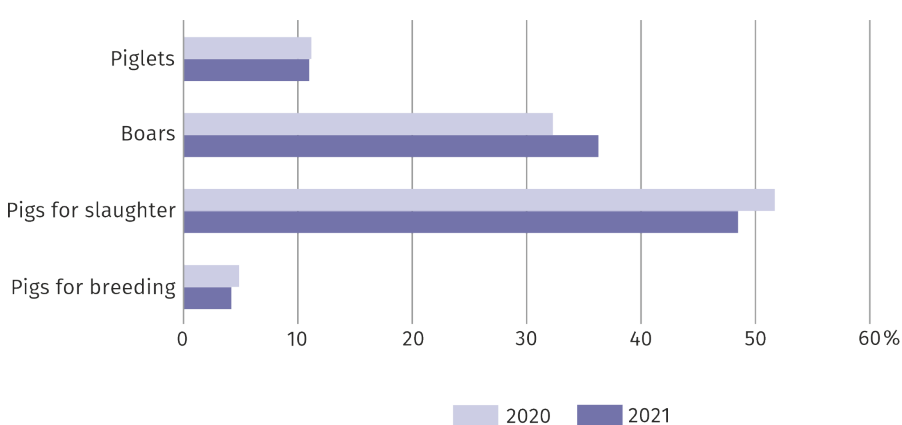
The pig stock, as of December 2021, amounted to 1,152.2 thousand heads and was smaller by 163.5 thousand heads i.e. by 12.4% than a year before. There was a decrease in pigs in all production and utility groups, i.e. in the group of piglets (by 13.7%), boars (by 1.5%), pigs for slaughter (by 17.8%) and pigs for breeding (by 25.3%). The number of sows for breeding amounted to 47.0 thousand heads, i.e. less by 25.1%.

Y/y decrease in the number of pigs by 12.4%

In comparison with the structure of pig stock registered in December 2020, the share of boars increased by 4.0 pp, while the share of piglets and pigs for slaughter and breeding decreased by 0.2, 3.1 and 0.7 pp, respectively).

The total number of pigs, of which sows for breeding, per 100 ha of agricultural land amounted to 58.0 and 2.4 heads, respectively, and in December 2020 – 66.3 and 3.2 heads.

**Chart 4. Structure of pigs by production and utility groups
As of December**



Sheep population in December 2021, amounted to 10.3 thousand heads and increased in comparison with the previous year by 2.3 thousand heads, i.e. by 28.7%. The number of ewes increased by 38.8%.

The sheep population per 100 ha of agricultural land, amounted to 0.5 heads, in the previous year – 0.4 heads.

In December 2021, the total poultry population amounted to 41,384.0 thousand heads and was smaller by 3,236.9 thousand heads, i.e. by 7.3% compared to 2020. In the structure of total poultry, 95.0% accounted for poultry – hens, cocks and broilers (flaws), of which laying-hens – 16.3%.

The poultry population per 100 ha of agricultural land amounted to 2085 heads (in 2020 – 2248 heads).

Procurement and prices of agricultural products

In 2020, 581.0 thousand tonnes of basic consumption and feed cereals (including cereal mixed, without sowing seed) were purchased, which constituted 6.5% of the domestic procurement. Compared to the previous year, this procurement was smaller by 17.0%. 379.9 thousand tonnes of wheat grain and 78.8 thousand tonnes of rye were collected in Mazowieckie Voivodship; compared to 2020, it was respectively less by 19.2% and 21.5%.

Smaller procurement of basic cereals for consumption and feed, of which wheat and rye

In 2021, producers from Mazowieckie Voivodship supplied 109.2 thousand tonnes of potatoes to procurement, which accounted for 5.2% of domestic procurement. Compared to the previous year, the procurement of potatoes increased by 2.0%.

During 2021, 1,561.4 thousand tonnes of animals for slaughter (in live weight), i.e. by 0.6% less than in 2020. The supply of live pigs amounted to 441.5 thousand tonnes and was higher by 15.9% annually. 112.5 thousand tonnes of cattle and 1,004.7 thousand tonnes of poultry for slaughter were supplied to procurement, i.e. respectively less by 12.1% and more by 5.2%. In 2021, the share of procurement of animals for slaughter amounted to 23.8% of domestic procurement, and for individual species of animals for slaughter, respectively: pigs (17.3%), cattle (15.3%) and poultry (31.0%).

Procurement of cows' milk in 2021 (2,624.5 million litres) was smaller by 0.1% than in the previous year and accounted for 21.6% of the domestic procurement.

In 2021, lower supply of wheat to procurement than a year before was accompanied by an increase in the prices of this cereal. On average, PLN 99.16 was paid for 1 dt of wheat, i.e. 30.4% more. The average rye procurement price (PLN 76.44/dt), was higher by 54.2% than in the previous year and higher than the national average by 1.4%, and in the case of wheat, it was higher by 2.5%.

In 2021, the average procurement prices of edible potatoes (excluding early potatoes) fell by 7.5% (to PLN 78.16/dt). The average price of potatoes was 29.0% higher than the national average.

Procurement prices of pigs for slaughter in 2021 were 4.8% lower than in 2020. The average annual price of this raw material amounted to PLN 4.95/kg and was 3.3% higher than the average price in the country.

In 2021, the average procurement price of cattle for slaughter (PLN 7.52/kg) was higher than in the previous year by 16.6%. With lower deliveries, the price of milk increased by 14.5% and amounted to PLN 156.88 per 100 liters, while the price of poultry for slaughter increased by 17.8% and amounted to PLN 3.96 per 1 kg. The average price of cattle for slaughter delivered to procurement by producers from Mazowieckie Voivodship was lower than the national average by 1.5%. The prices of poultry for slaughter and milk were lower as well (by 5.4% and 0.03%, respectively).

Prices of wheat, rye, cattle and pigs for slaughter and milk were higher than a year before

Table 1. Cattle, sheep and poultry in 2021

SPECIFICATION	June		December	
	in units	previous year=100	in units	previous year=100
Cattle	1165469	101,9	1164715	101,9
Calves aged under 1 year	293138	104,8	302536	106,1
Young cattle aged 1–2 years	311505	107,5	335781	111,2
Cattle aged 2 years and more	560826	97,6	526397	94,7
Of which cows	506528	97,3	473523	93,5
Sheep	9369	108,5	10330	128,7
Of which ewes	3000	50,9	3363	138,8
Poultry	33666058	73,3	41384041	92,7
Of which poultry – hens, cocks and broilers (fowls)	31479585	76,1	39309809	96,3

Table 2. Pigs in 2021

SPECIFICATION	June		December	
	in units	previous year=100	in units	previous year=100
Total	1270611	99,4	1152233	87,6
Piglets of weight up to 20 kg	147240	86,6	126764	86,3
Young pigs of weight from 20 kg up to 50 kg	460349	102,7	418230	98,5
Pigs for slaughter of weight 50 kg and more	609870	102,2	559402	82,2
Pigs for breeding of weight 50 kg and more	53152	84,8	47838	74,7
of which sows	52082	84,9	47030	74,9

Table 3. Average procurement prices of selected agricultural products

SPECIFICATION	2020		2021	
	in PLN	previous year=100	in PLN	previous year=100
Wheat (without sowing grain) – per 1 dt	76,04	101,1	99,16	130,4
rye (without sowing grain) – per 1 dt	49,57	84,9	76,44	154,2
Edible potatoes (without early) – per 1 dt	84,48	73,5	78,16	92,5
Pigs for slaughter – per 1 kg	5,20	95,5	4,95	95,2
Cattle for slaughter – per 1 kg	6,45	101,9	7,52	116,6
Poultry for slaughter – per 1 kg	3,36	94,1	3,96	117,8
Cows' milk – per 100 litres	137,02	101,5	156,88	114,5

In the case of quoting data from Statistics Poland, please provide information: "Source of data – Statistics Poland", and in the case of publishing calculations made on data published by Statistics Poland, please provide information: "Own study based on Statistics Poland data".

Prepared by:
Statistical Office in Warszawa

Director Zofia Kozłowska

Tel.: (+48 22) 464 23 15

Issued by:
Statistical Information Centre

Marcin Kałuski


Tel.: (+48 22) 464 20 91

Press office


Tel.: (+48 22) 464 20 91

e-mail: m.kaluski@stat.gov.pl

 warszawa.stat.gov.pl/en/

 [@Warszawa_STAT](https://twitter.com/Warszawa_STAT)

 [@UrządStatystycznywWarszawie](https://www.facebook.com/UrządStatystycznywWarszawie)

 [gus_stat](https://www.instagram.com/gus_stat)

 [głównyurządstatystycznygus](https://www.youtube.com/głównyurządstatystycznygus)

 [głównyurządstatystyczny](https://www.linkedin.com/głównyurządstatystyczny)

Related information

[Agriculture in Mazowieckie Voivodship compared to the country and other voivodships in 2020](#)

Data available in databases

[Local Data Bank](#)

Terms used in official statistics

[area of holding](#)

[agricultural land](#)

[forest land](#)

[area of other land](#)

[livestock](#)

Evaluate
the study 