

Agriculture in Mazowieckie Voivodship in 2023

17 June 2024

↑ 0.4%

Increase in the total sown area
of cereals

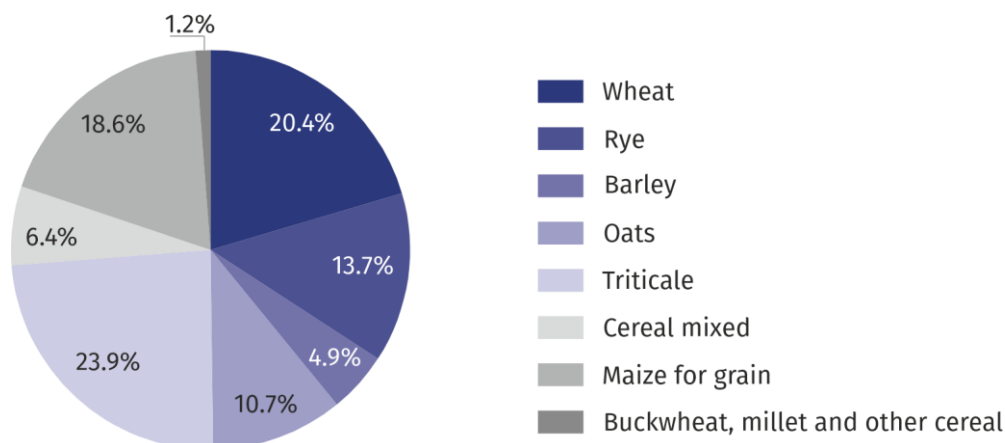
In 2023, the sown area of total cereals, rape and turnip rape as well as sugar beets increased, while the sown area of potatoes decreased. Compared to 2022, the production of field vegetables and tree fruit decreased as well as the production of berry fruit. In December 2023, there was an annual increase in the number of cattle, sheep, pigs and poultry in total.

Crop and horticultural production

The total sown area of cereals in 2023 amounted to 834.5 thousand ha and was 0.4% larger than in the previous year. 3,417.5 thousand tonnes of cereals were harvested, which is 0.4% less than in the previous year. Cereal yields obtained from an area unit – 41.0 dt/ha were lower by 0.7%.

Compared to 2022, the crop area of rye increased by 6.3%. As a result of the reduced sowing area, 5.4% more rye grain was harvested (363.9 thousand tonnes). The wheat harvest, estimated at 731.2 thousand tonnes, was 4.6% smaller. The crop area decreased by 3.8%, and the yield per area unit went down by 0.9%.

Chart 1. Structure of sown area of cereals in 2023



In 2023, the crop area of rape and turnip rape amounted to 64.6 thousand ha and was 6.5% larger than the year before. Yields from 1 ha amounted to 34.2 dt, and harvests to 221.0 thousand tonnes, and compared to 2022, they were respectively 0.3% lower and 6.3% higher. The average yields were higher than the national average by 0.3 dt per 1 ha (by 0.9%), and the share of the Voivodship in the national production of rape and turnip rape was 5.9%.

The crop area of potatoes (without the area in kitchen gardens) in 2023 amounted to 19.1 thousand ha, which means a decrease by 8.4% per year. It is estimated that 600.8 thousand tonnes of potatoes were harvested, i.e. 9.3% less than in the previous year. The potato harvest accounted for 10.7% of the national harvest. Yields were higher than the national average – on average, they amounted to 315 dt from 1 ha compared to 296 dt.

The crop area of sugar beet in 2023 amounted to 18.1 thousand ha and compared to the previous year it was higher by 21.8%. The yields obtained from 1 ha of area (620 dt) were lower by 7.2%, and the harvest (1121.2 thousand tonnes) – higher by 13.0%. Yields were lower than

Increase y/y in the crop area
of rape and turnip rape and
sugar beet, and a decrease in
the area of potato

the national average by 30 dt per 1 ha, ie by 4.6%, and the share of the Voivodship in the national sugar beet production was 6.6%.

Compared to 2022, the production of field vegetables, tree fruit and berry fruit production decreased. The production of field vegetables in 2023 was estimated at 455.2 thousand tonnes, i.e. at a level 2.2% lower than the production in the previous year. The production of tree fruit (1875.9 thousand tonnes) and berry fruit (163.4 thousand tonnes) was lower by 10.3% and 8.2%, respectively than the harvest obtained in the previous season. The Voivodship's share in the domestic production of field vegetables was 11.6%, in the production of tree fruit – 43.0%, and in the berry fruit production – 28.9%.

A decrease in the production of field vegetable, tree fruit and berry fruit

Livestock

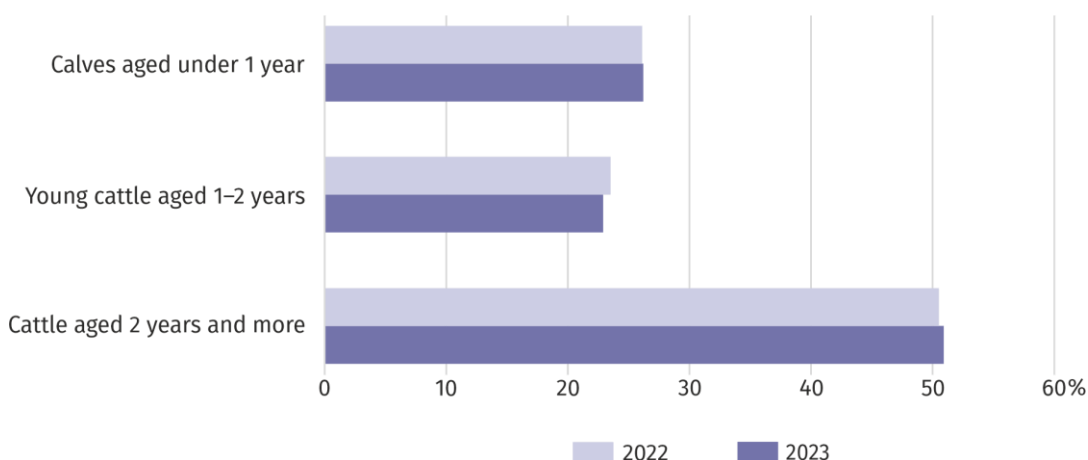
In December 2023, the total cattle population amounted to 1208.7 thousand heads and increased by 2.6 thousand heads, i.e. 0.2% compared to the figure recorded in 2022. A slight increase in the size of the cattle herd was the result of a 1.0% increase in the number of adult cattle aged 2 years and over and a 0.8% increase in the number of calves. There were fewer (by 2.0%) young cattle aged 1–2 years. The number of cows amounted to 454.2 thousand and was 1.7% higher than in 2022.

0.2% y/y increase in cattle herd size

In the structure of the cattle population, the share of calves increased by 0.1 pp per year as well as the share of adult cattle aged 2 years and more by 0.4 pp. On the other hand, the share of young cattle aged 1–2 years decreased by 0.5 pp.

The stocking density of cattle in total, including cows, per 100 ha of agricultural land¹ was 60.9 and 22.9 heads, respectively, compared to 60.8 and 22.5 heads in December 2022.

Chart 2. Structure of cattle stock by age and utility groups
As of December



Sheep population in December 2023, amounted to 11.0 thousand heads and increased in comparison with the previous year by 584 heads, i.e. by 5.6%. The number of ewes increased by 2.3%.

The number of sheep per 100 ha of agricultural land was 0.6 animals (in 2022 – 0.5 animals).

In December 2023, the total poultry population amounted to 51226.8 thousand heads and was larger by 8045.7 thousand heads, i.e. by 18.6% compared to 2022. In the structure of total poultry, 94.5% accounted for poultry – hens, cocks and broilers (flaws), of which laying-hens – 23.7%.

The number of poultry per 100 ha of agricultural land amounted to 2581 animals (in 2022 – 2175 animals).

¹ The basis for calculation was the area of agricultural land as of 1 June 2020.

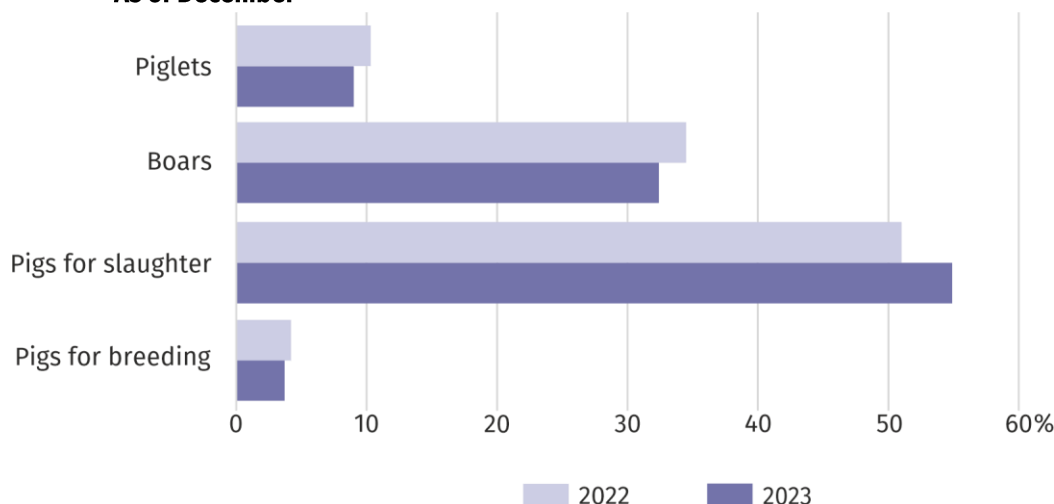
The pig stock, as of December 2023, amounted to 1328.9 thousand heads and was larger by 93.3 thousand heads i.e. by 7.5% than a year before. There was an increase in pigs for slaughter (by 15.7%) and in the group of young pigs (by 1.2%), while a decrease in a group of piglets (by 6.6%), and in pigs for breeding (by 4.4%). The number of sows for breeding amounted to 48.5 thousand heads, i.e. less by 4.2%.

Y/y increase in the number of pigs by 7.5%

In comparison with the structure of pig stock registered in December 2022, the share of pigs for slaughter increased by 3.9 pp, while the share of young pigs decreased by 2.1 pp, piglets by 1.3 pp and pigs for breeding by 0.5 pp.

The total number of pigs, of which sows for breeding, per 100 ha of agricultural land amounted to 67.0 and 2.4 heads, respectively, and in December 2022 – 62.3 and 2.6 heads.

Chart 3. Structure of pigs by production and utility groups
As of December



Procurement and prices of agricultural products

In 2023, 821.6 thousand tonnes of basic consumption and feed cereals (including cereal mixed, without sowing seed) were purchased, which constituted 7.8% of the domestic procurement. Compared to the previous year, this procurement was larger by 31.1%. 631.3 thousand tonnes of wheat grain and 70.7 thousand tonnes of rye were collected in Mazowieckie Voivodship; compared to 2022, it was by 44.1% more and 4.6%, respectively.

Larger procurement of basic cereals for consumption and feed, of which wheat and rye

In 2023, producers from Mazowieckie Voivodship supplied 61.8 thousand tonnes of potatoes to procurement, which accounted for 3.5% of domestic procurement. Compared to the previous year, the procurement of potatoes decreased by 14.2%.

In 2023, 1749.7 thousand tonnes of animals for slaughter (in live weight), i.e. by 3.4% more than in 2022. The supply of live pigs amounted to 445.8 thousand tonnes and was higher by 4.5% annually. 111.9 thousand tonnes of cattle and 1,189.0 thousand tonnes of poultry for slaughter were supplied to procurement, i.e. respectively less by 16.7% and more by 5.3%. In 2023, the share of procurement of animals for slaughter amounted to 26.5% of domestic procurement, and for individual species of animals for slaughter, respectively: pigs (18.9%), cattle (15.6%) and poultry (33.8%).

Procurement of cows' milk in 2023 (2688.7 million litres) was larger by 1.2% than in the previous year and accounted for 21.2% of the domestic procurement.

In 2023, higher supply of wheat to procurement than a year before was accompanied by an increase in the prices of this cereal. On average, PLN 97.92 was paid for 1 dt of wheat, i.e. 34.1% more. The average rye procurement price (PLN 69.16/dt), was lower by 42.0% than in the previous year. The procurement price of rye in Mazowieckie Voivodship was lower than the national average by 4.6%, and in the case of wheat by 0.9%.

Prices of wheat, rye, poultry for slaughter as well as milk were lower than a year before

In 2023, the average procurement prices of edible potatoes (excluding early potatoes) rose by 62.6% (to PLN 89.09/dt), and was by 2.5% lower than the national average.

Procurement prices of pigs for slaughter in 2023 were 24.7% higher than in 2022. The average annual price of this raw material amounted to PLN 8.72/kg and was 4.6% higher than the average price in the country.

In 2023, the average procurement price of cattle for slaughter (PLN 11.04/kg) was higher than in the previous year by 7.0%. With higher deliveries, the price of milk decreased by 10.5% and amounted to PLN 205.91 per 100 liters, while the price of poultry for slaughter decreased by 6.7% and amounted to PLN 5.56 per 1 kg. The average price of cattle for slaughter delivered to procurement by producers from Mazowieckie Voivodship was higher than the national average by 6.3%. The prices of poultry for slaughter and milk were lower as well (by 4.0% and 0.9%, respectively).

Table 1. Cattle, sheep and poultry in 2023

SPECIFICATION	june		December	
	in heads	previous year=100	in heads	previous year=100
Cattle	1187781	98.1	1208731	100.2
Calves aged under 1 year	303136	95.9	316734	100.8
Young cattle aged 1–2 years	275843	99.0	277173	98.0
Cattle aged 2 years and more	608802	98.8	614824	101.0
Of which cows	444099	97.6	454176	101.7
Sheep	11260	106.4	10965	105.6
Of which ewes	5392	108.8	5014	102.3
Poultry	.	.	51226761	118.6
Of which poultry – hens, cocks and broilers (fowls)	.	.	48425739	118.8

Table 2. Pigs in 2023

SPECIFICATION	june		December	
	in heads	previous year=100	in heads	previous year=100
Total	1342350	109.7	1328930	107.5
Piglets of weight up to 20 kg	149088	93.3	118956	93.4
Young pigs of weight from 20 kg up to 50 kg	438318	109.9	431210	101.2
Pigs for slaughter of weight 50 kg and more	702017	114.5	729473	115.7
Pigs for breeding of weight 50 kg and more	52928	101.7	49291	95.6
of which sows	52176	102.3	48523	95.8

Table 3. Average procurement prices of selected agricultural products

SPECIFICATION	2022		2023	
	In PLN	previous year =100	In PLN	previous year =100
Wheat (without sowing grain) – per 1 dt	148.53	149.8	97.92	65.9
rye (without sowing grain) – per 1 dt	119.29	156.1	69.16	58.0
Edible potatoes (without early) – per 1 dt	54.79	159.3	89.09	162.6
Pigs for slaughter – per 1 kg	6.99	141.2	8.72	124.7
Cattle for slaughter – per 1 kg	10.32	137.2	11.04	107.0
Poultry for slaughter – per 1 kg	5.96	150.5	5.56	93.3
Cows' milk – per 100 litres	230.10	146.7	205.91	89.5

When quoting Statistics Poland data, please provide the information: “Source of data: Statistics Poland”, and when publishing calculations made on data published by Statistics Poland, please include the following disclaimer: “Own study based on figures from Statistics Poland”.

Prepared by:
Statistical Office in Warszawa
Director Agnieszka Ajdyn
Phone: (+48 22) 464 23 15

Issued by:
Statistical Information Centre
Marcin Kałuski
Phone: (+48 22) 464 20 91

Press office

Phone: (+48 22) 464 20 91

e-mail: m.kaluski@stat.gov.pl

-  warszawa.stat.gov.pl/en/
-  [@Warszawa_STAT](https://twitter.com/Warszawa_STAT)
-  [@UrzadStatystycznywWarszawie](https://www.facebook.com/@UrzadStatystycznywWarszawie)
-  [gus_stat](https://www.instagram.com/gus_stat)
-  [glownyurządstatystycznygus](https://www.youtube.com/glownyurządstatystycznygus)
-  [glownyurządstatystyczny](https://www.linkedin.com/company/glownyurządstatystyczny)

Related information

[Agriculture of Mazowieckie Voivodship compared to the country and other voivodships in 2022](#)

Data available in databases

[Local Data Bank](#)

Terms used in official statistics

[Procurement prices](#)

[Procurement of agricultural products](#)

[Agricultural land](#)

[Livestock](#)

Evaluate
the study 