

Agriculture in Mazowieckie Voivodship in 2022

15 June 2023

↓ 7.8%

Decrease in the total sown area of cereals

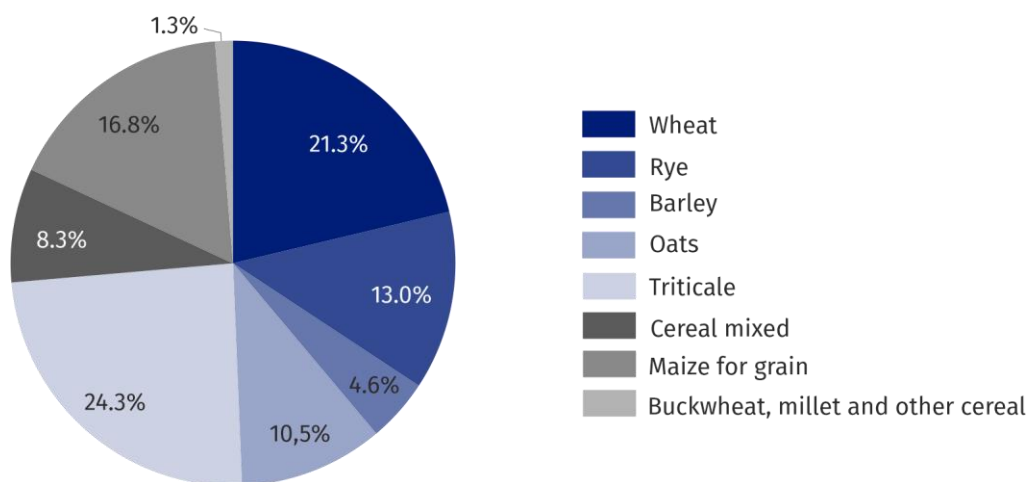
In 2022, the sown area of cereals, potatoes and sugar beets decreased, while the area of crops of rape and turnip rape increased. Compared to 2021, the production of field vegetables and tree fruit decreased, and the production of berry fruit increased. In December 2022, there was an annual increase in the number of cattle, sheep, pigs and poultry in total.

Crop and horticultural production

The total sown area of cereals in 2022 amounted to 831.3 thousand ha and was 7.8% smaller than in the previous year. 3,431.4 thousand tonnes of cereals were harvested, which is 2.6% less than in the previous year. Cereal yields obtained from an area unit – 41.3 dt/ha were higher by 5.6%.

Compared to 2021, the crop area of rye decreased by 30.3%. As a result of the reduced sowing area, 23.1% less rye grain was harvested (345.2 thousand tonnes). The wheat harvest, estimated at 766.6 thousand tonnes, was 3.5% higher. The crop area increased by 3.9%, and the yield per area unit decreased by 0.5%.

Chart 1. Structure of sown area of cereals in 2022



In 2022, the crop area of rape and turnip rape amounted to 60.6 thousand ha and was 8.2% larger than the year before. Yields from 1 ha amounted to 34.3 dt, and harvests to 207.8 thousand tonnes, and compared to 2021, they were respectively 7.5% and 16.4% higher. The average yields were higher than the national average by 0.5 dt per 1 ha (by 1.5%), and the share of the Voivodship in the national production of rape and turnip rape was 5.7%.

The crop area of potato (without the area in kitchen gardens) in 2022 amounted to 20.8 thousand ha, which means a decrease by 18.6% per year. It is estimated that 662.1 thousand tonnes of potatoes were harvested, i.e. 19.4% less than in the previous year. Yields were higher than the national average – on average, they amounted to 318 dt from 1 ha, compared to 308 dt. The potato harvest accounted for 11.0% of the national harvest.

Increase y/y in the crop area of rape and turnip rape, and decrease in the area of potatoes and sugar beet

The crop area of sugar beet in 2022 amounted to 14.9 thousand ha and compared to the previous year it was smaller by 24.6%. The yields obtained from 1 ha of area (668 dt) were higher by 12.6%, and the harvest (992.1 thousand tonnes) – lower by 15.1%. Yields were higher than the national average by 30 dt per 1 ha, ie by 4.7%, and the share of the Voivodship in the national sugar beet production was 7.0%.

Compared to 2021, the production of field vegetables and tree fruit decreased, while the berry fruit production increased. The production of field vegetables in 2022 was estimated at 455.3 thousand tonnes, i.e. at a level 2.9% lower than the production in the previous year, and the production of tree fruit in orchards (2090.5 thousand tonnes) was lower by 0.5%. The harvest of berry fruit (178.0 thousand tonnes) was 16.5% higher than the harvest obtained in the previous season. The Voivodship's share in the domestic production of field vegetables was 11.4%, in the production of tree fruit – 43.9%, and in the berry fruit production – 29.7%.

A decrease in the production of field vegetables and tree fruit, and an increase in the production of berry fruit

Livestock

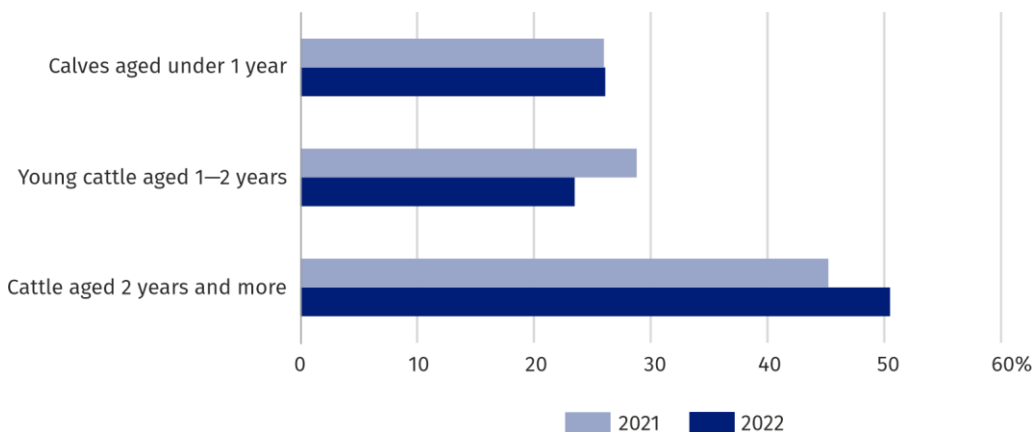
In December 2022, the total cattle population amounted to 1,206.2 thousand heads and increased by 41.5 thousand heads, i.e. 3.6% compared to the figure recorded in 2021. The larger herd of cattle was the result of an increase in calves by 3.9% and the number of adult cattle aged 2 years by 15.7%. There were fewer (by 15.7%) young cattle aged 1-2 years.

3.6% y/y increase in cattle herd size

In the structure of the cattle population, the share of calves increased by 0.1 pp per year as well as the share of adult cattle aged 2 years and more by 5.3 pp. On the other hand, the share of young cattle aged 1–2 years decreased by 5.4 pp.

The stocking density of cattle in total, including cows, per 100 ha of agricultural land was 60.8 and 22.5 heads, respectively, compared to 58.7 and 23.9 heads in December 2021.

Chart 2. Structure of cattle stock by age and utility groups
As of December



Sheep population in December 2022, amounted to 10.4 thousand heads and increased in comparison with the previous year by 51 heads, i.e. by 0.5%. The number of ewes increased by 45.7%.

In December 2022, the total poultry population amounted to 43,181.0 thousand heads and was larger by 1,797.0 thousand heads, i.e. by 4.3% compared to 2021. In the structure of total poultry, 94.4% accounted for poultry – hens, cocks and broilers (flaws), of which laying-hens – 18.9%.

The poultry population per 100 ha of agricultural land amounted to 2175 heads (in 2021 – 2085 heads).

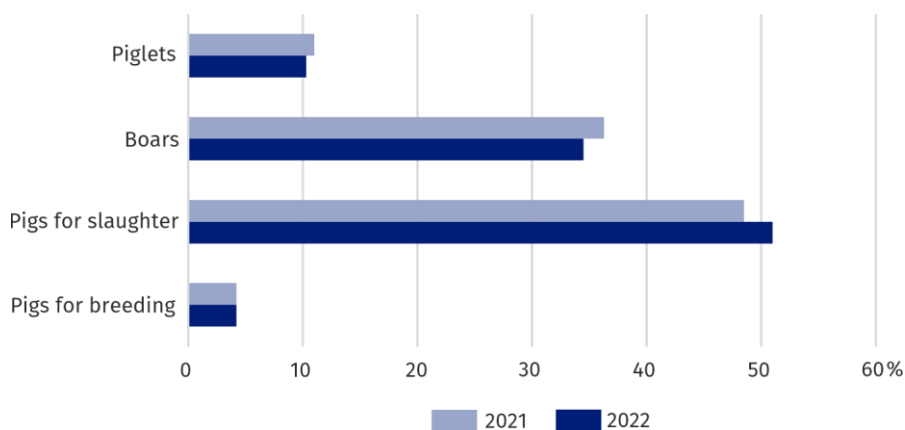
The pig stock, as of December 2022, amounted to 1,235.7 thousand heads and was larger by 83.4 thousand heads i.e. by 7.2% than a year before. There was a decrease in pigs in all production and utility groups, i.e. in the group of piglets (by 0.4%), boars (by 1.9%), pigs for slaughter (by 12.7%) and pigs for breeding (by 7.8%). The number of sows for breeding amounted to 50.7 thousand heads, i.e. more by 7.7%.

Y/y increase in the number of pigs by 7.2%

In comparison with the structure of pig stock registered in December 2021, the share of pigs for slaughter increased by 2.5 pp, as well as pigs for breeding by 0.02 pp, while there was a decrease in the share of piglets by 0.7 pp and boars by 1.8 pp.

The total number of pigs, of which sows for breeding, per 100 ha of agricultural land amounted to 62.3 and 2.6 heads, respectively, and in December 2020 – 58.0 and 2.4 heads.

**Chart 3. Structure of pigs by production and utility groups
As of December**



Procurement and prices of agricultural products

In 2022, 626.9 thousand tonnes of basic consumption and feed cereals (including cereal mixed, without sowing seed) were purchased, which constituted 7.4% of the domestic procurement. Compared to the previous year, this procurement was larger by 7.9%. 438.2 thousand tonnes of wheat grain and 67.6 thousand tonnes of rye were collected in Mazowieckie Voivodship; compared to 2021, it was by 15.3% more and 14.2% less, respectively.

Larger procurement of basic cereals for consumption and feed, of which wheat

In 2022, producers from Mazowieckie Voivodship supplied 72.0 thousand tonnes of potatoes to procurement, which accounted for 4.4% of domestic procurement. Compared to the previous year, the procurement of potatoes increased by 34.1%.

During 2022, 1,692.5 thousand tonnes of animals for slaughter (in live weight), i.e. by 8.4% more than in 2021. The supply of live pigs amounted to 426.4 thousand tonnes and was lower by 3.4% annually. 134.3 thousand tonnes of cattle and 1,129.3 thousand tonnes of poultry for slaughter were supplied to procurement, i.e. respectively more by 19.3% and more by 12.4%. In 2022, the share of procurement of animals for slaughter amounted to 24.9% of domestic procurement, and for individual species of animals for slaughter, respectively: pigs (17.9%), cattle (18.0%) and poultry (30.9%).

Procurement of cows' milk in 2022 (2,656.5 million litres) was larger by 1.2% than in the previous year and accounted for 21.3% of the domestic procurement.

Prices of wheat, rye, potato, cattle, pigs and poultry for slaughter as well as milk were higher than a year before

In 2022, higher supply of wheat to procurement than a year before was accompanied by an increase in the prices of this cereal. On average, PLN 148.53 was paid for 1 dt of wheat, i.e. 49.8% more. The average rye procurement price (PLN 119.29/dt), was higher by 56.1% than in the previous year and lower than the national average by 1.2%, and in the case of wheat by 2.3%.

In 2022, the average procurement prices of edible potatoes (excluding early potatoes) rose by 21.5% (to PLN 94.99/dt), and was by 5.1% higher than the national average.

Procurement prices of pigs for slaughter in 2022 were 41.2% higher than in 2021. The average annual price of this raw material amounted to PLN 6.99/kg and was 3.9% higher than the average price in the country.

In 2022, the average procurement price of cattle for slaughter (PLN 10.32/kg) was higher than in the previous year by 37.2%. With higher deliveries, the price of milk increased by 46.7% and

amounted to PLN 230.10 per 100 liters, while the price of poultry for slaughter increased by 50.5% and amounted to PLN 5.96 per 1 kg. The average price of cattle for slaughter delivered to procurement by producers from Mazowieckie Voivodship was lower than the national average by 1.5%. The prices of poultry for slaughter and milk were lower as well (by 3.2% and 0.5%, respectively)

Table 1. Cattle, sheep and poultry in 2022

SPECIFICATION	june		December	
	in heads	previous year=100	in heads	previous year=100
Cattle	1210653	103,9	1206169	103,6
Calves aged under 1 year	316080	107,8	314326	103,9
Young cattle aged 1–2 years	278664	89,5	282946	84,3
Cattle aged 2 years and more	615909	109,8	608897	115,7
Of which cows	454923	89,8	446759	94,3
Sheep	10582	112,9	10381	100,5
Of which ewes	4954	165,1	4899	145,7
Poultry	.	.	43181025	104,3
Of which poultry – hens, cocks and broilers (fowls)	.	.	40747392	103,7

Table 2. Pigs in 2022

SPECIFICATION	June		December	
	in heads	previous year=100	in heads	previous year=100
Total	1223778	96,3	1235675	107,2
Piglets of weight up to 20 kg	159794	108,5	127330	100,4
Young pigs of weight from 20 kg up to 50 kg	398664	86,6	426179	101,9
Pigs for slaughter of weight 50 kg and more	613282	100,6	630584	112,7
Pigs for breeding of weight 50 kg and more	52039	97,9	51582	107,8
of which sows	50996	97,9	50668	107,7

Table 3. Average procurement prices of selected agricultural products

SPECIFICATION	2021		2022	
	In PLN	previous year =100	In PLN	previous year =100
Wheat (without sowing grain) – per 1 dt	99,16	130,4	148,53	149,8
rye (without sowing grain) – per 1 dt	76,44	154,2	119,29	156,1
Edible potatoes (without early) – per 1 dt	78,16	92,5	94,99	121,5
Pigs for slaughter – per 1 kg	4,95	95,2	6,99	141,2
Cattle for slaughter – per 1 kg	7,52	116,6	10,32	137,2
Poultry for slaughter – per 1 kg	3,96	117,9	5,96	150,5
Cows' milk – per 100 litres	156,88	114,5	230,10	146,7

In the case of quoting data from Statistics Poland, please provide information: "Source of data – Statistics Poland", and in the case of publishing calculations made on data published by Statistics Poland, please provide information: "Own study based on Statistics Poland data"

Prepared by:
Statistical Office in Warszawa
Acting Director Agnieszka Ajdyn
Tel.: (+48 22) 464 23 15

Issued by:
Statistical Information Centre
Marcin Kałuski
Tel.: (+48 22) 464 20 91

Press office

Tel.: (+48 22) 464 20 91

e-mail: m.kaluski@stat.gov.pl

-  warszawa.stat.gov.pl/en/
-  [@Warszawa_STAT](https://twitter.com/Warszawa_STAT)
-  [@UrzadStatystycznywWarszawie](https://www.facebook.com/@UrzadStatystycznywWarszawie)
-  [gus_stat](https://www.instagram.com/gus_stat)
-  [glownyurządstatystycznygus](https://www.youtube.com/glownyurządstatystycznygus)
-  [glownyurządstatystyczny](https://www.linkedin.com/company/glownyurządstatystyczny)

Related information

[Agriculture of Mazowieckie Voivodship compared to the country and other voivodships in 2020](#)

Data available in databases

[Local Data Bank](#)

Terms used in official statistics

[Procurement prices](#)

[Procurement of agricultural products](#)

[Agricultural land](#)

[Livestock](#)

