

Economic activity of population in Mazowieckie Voivodship in the first quarter of 2024¹

27 June 2024

↑ **23.2%**

Increase in the number of unemployed persons compared to the previous quarter

In Q1 2024, there was an increase in the number of unemployed persons and a decrease in employed persons compared to Q4 2023. Unemployed men looked for a job longer than women, and unemployed urban residents shorter than rural residents.

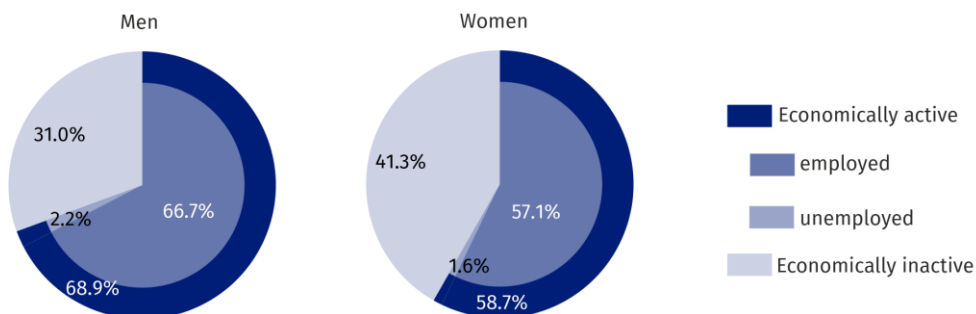
Economic activity of population aged 15–89 according to LFS

In the first quarter of 2024, among the total population of Mazowieckie Voivodship aged 15–89, 61.3% represented employed persons, 1.9% – unemployed, and 36.4% – economically inactive persons. This means that less than half of the population aged 15–89 (38.3%) did not work. In urban and rural areas this structure looked similar. However, significant differences were visible in the structure of men and women. Without employment (economically inactive and unemployed) were 33.2% of men and 42.9% of women.

More than 38% of population aged 15–89 did not work

Chart 1. Structure of population aged 15–89 by sex in Q1 2024

Compared to the fourth quarter of 2024, the number of employed persons decreased by

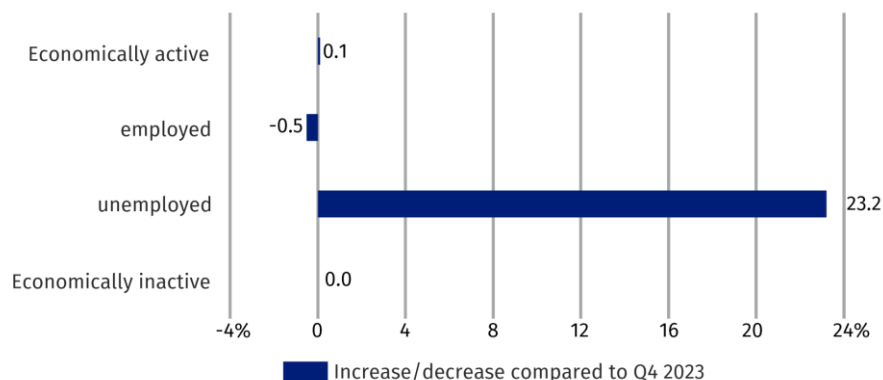


0.5%. Whereas, the number of unemployed persons increased (by 23.2%), and the number of economically inactive persons did not change. An increase in the ratio of non-working population over working population was observed. In the first quarter of 2024, there were 622 unemployed and economically inactive persons per 1,000 employed persons (by 9 more than in the fourth quarter of 2023).

There were 622 unemployed and economically inactive persons per 1,000 employed

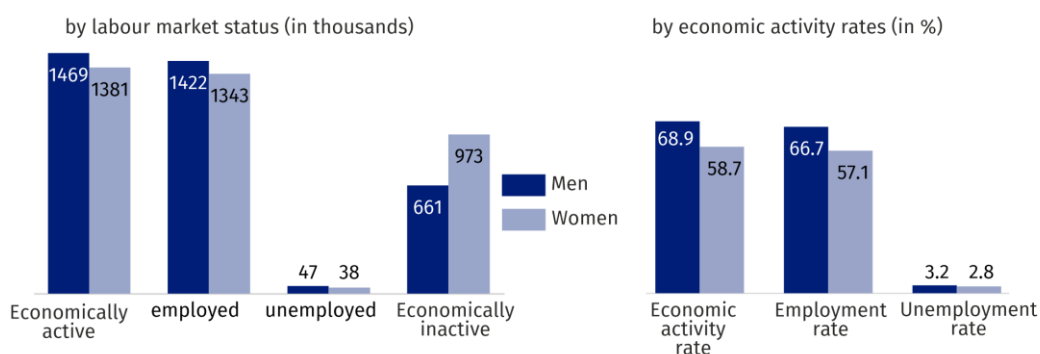
¹ Preliminary results of the Labour Force Survey.

Chart 2. Changes in the economic activity of population compared to Q4 2023



The economic activity rate was 63.6% and increased by 0.1 pp compared to the previous quarter. There was an increase in the level of economic activity both among men (by 0.5 pp) as well as women (by 0.5%). This indicator decreased in urban areas (by 0.3 pp) and increased (by 0.7 pp) in rural areas.

Chart 3. Economic activity of population in Q1 2024



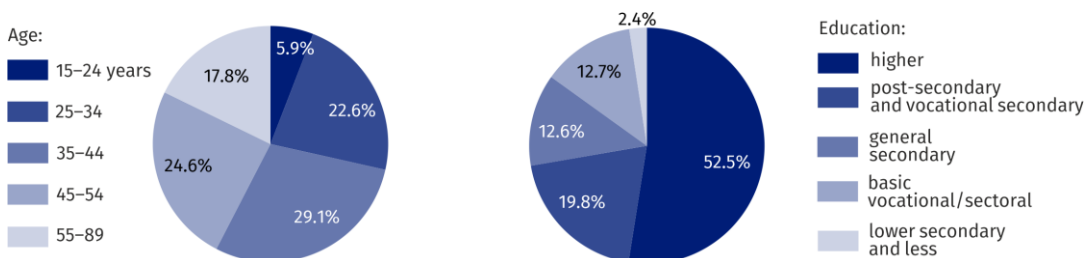
The highest value of the rate in terms of age was recorded for the age group 35–44, which amounted to 92.7%, while the lowest among persons aged 55–89 – 31.1%. For working age population, this rate was 85.4%.

Employed persons

In the first quarter of 2024, in Mazowieckie Voivodship, the population of employed persons counted 2765 thousand persons, and the employment rate was estimated at 61.6% (a 0.4 pp decrease compared to the previous quarter).

Compared to the fourth quarter of 2023, the number of employed persons decreased 0.5%. There was a decrease both among men (by 0.9%) and among women (by 0.1%). The number of employed persons decreased in urban (by 1.1%) and increased in rural areas (by 0.7%).

Chart 4. Structure of employed persons by age and education in Q1 2024



In the first quarter of 2024, the highest employment rate was recorded among persons aged 35–44 (90.4%), and the lowest among persons aged 55–89 (30.7%). The highest increase of the rate was recorded among persons aged 15–24 (by 4.3 pp), and the highest decrease among persons aged 35–44 (by 1.2 pp).

For working age population, the employment rate reached 82.7% (a decrease compared to the fourth quarter of 2023 by 0.7 pp).

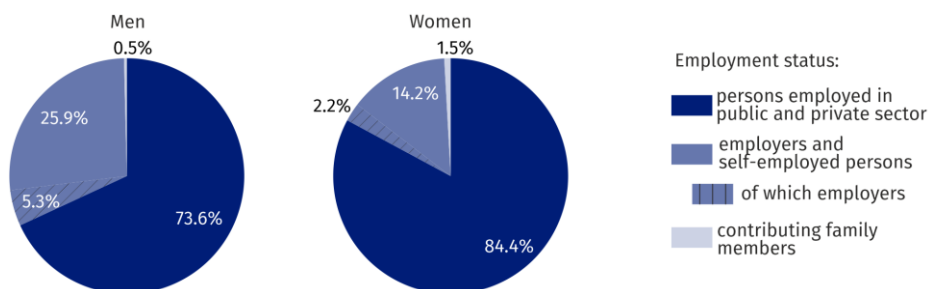
Among employed persons according to the level of education, the highest employment rate recorded persons with higher education – 80.9%, and the lowest persons with lower secondary and less education – 13.4%. The highest increase in the employment rate occurred among persons with general secondary education (by 1.6 pp), and the largest decrease among persons with post-secondary and vocational secondary, sectoral education (by 1.8 pp).

In the first quarter of 2024, there were 2179 thousand persons employed in the public and private sector (i.e. 78.8% of total employees), and their number increased by 0.4% compared to the fourth quarter of 2023. There was an increase among contributing family workers (from 18 thousand to 27 thousand), and a decrease among employers and self-employed persons (from 590 thousand to 559 thousand).

The vast majority of employed persons supported the private sector (67.7% of the total). Of these, the majority (52.5%) were men. The situation was different among persons employed in the public sector, where among 703 thousand employed persons predominated women (61.6%). There were 85.5% of employees employed for an indefinite period (a 0.9 pp decrease compared to the fourth quarter of 2023).

Nearly 68% of total employed persons worked in the private sector

Chart 5. Structure of employed persons by employment status in Q1 2024



Nearly 26% of men and more than 14% of women worked as employers and self-employed persons

Unemployed persons

In the first quarter of 2024, the population of unemployed persons (aged 15–74) in Mazowieckie Voivodship amounted to 85 thousand persons and increased by 23.2% compared to the fourth quarter of 2023.

Compared to the previous quarter, the number of unemployed men increased (by 9.3%), as well as the number of women (by 46.2%). There was an increase both among urban (by 27.5%), and among rural residents (by 17.2%).

The total unemployment rate in the Voivodship amounted to 3.0% and increased by 0.6 pp compared to the fourth quarter of 2023. In urban areas it was 2.7% (by 0.8 pp lower than in rural areas). For working age population the unemployment rate was 3.1%.

Compared to the fourth quarter of 2023, the unemployment rate increased both among men (by 0.3 pp), and among women (by 0.9 pp). There was an increase in urban (by 0.6 pp), and in rural areas (by 0.5 pp).

An average time of job seeking by unemployed persons amounted to 6.2 months. Men looked for a job for 7 months on average (by 1.8 months longer than women), and urban residents for 6.2 months (by 0.1 month shorter than rural residents).

The number of unemployed men increased by more than 9%, and the number of women increased by over 46%

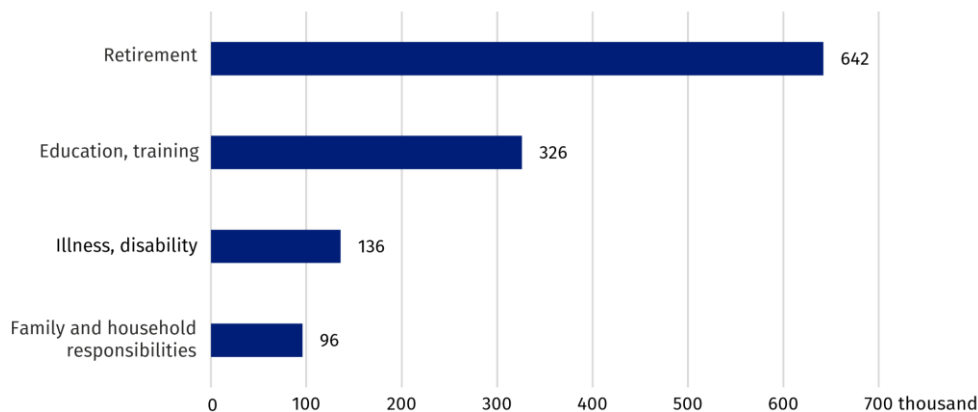
Men looked for a job longer than women, and urban residents shorter than rural residents

Economically inactive persons

In the first quarter of 2023, in Mazowieckie Voivodship, 1634 thousand persons remained economically inactive, which accounted for 36.4% of total population aged 15-89 (in urban areas – 36.0% and in rural areas – 37.2%). Still, in this population women were the majority – 59.5%. Among economically inactive persons, persons with lower secondary and less education predominated – 26.3%. Working age population made up 28.4% of total economically inactive persons.

Among the economically inactive persons women predominate (nearly 61%)

Chart 6. Economically inactive persons aged 15–74 by selected causes of economic inactivity in Q1 2024



Compared to the fourth quarter of 2023, the population of economically inactive persons did not change (among men it increased by 1.5%, and among women decreased by 0.9%). Taking into account the place of residence, there was an increase in the number of economically inactive persons among urban residents (by 1.1%), and a decrease among rural residents (by 1.9%).

Out of total economically inactive persons (aged 15-74), 50.7% accounted for persons who did not seek work because of being retired. Other reasons for economic inactivity were: education and training – 25.7%, illness or disability – 10.7%, family and household responsibilities – 7.6%.

The survey results for the fourth quarter of 2023 and the first quarter of 2024 were generalised based on the resident population balances prepared on the basis of the National Population and Housing Census 2021. The data for the fourth quarter of 2023 differ from those previously published.

In case of quoting Statistics Poland data, please provide information: “Source of data: Statistics Poland”, and in case of publishing calculations made on data published by Statistics Poland, please include the following disclaimer: “Own study based on figures from Statistics Poland”.

Prepared by:
Statistical Information Centre

Director Agnieszka Ajdyn
Phone: (+48 22) 464 23 15


Press office

Phone: (+48 22) 464 20 91

e-mail: m.kaluski@stat.gov.pl

Issued by:
Statistical Information Centre

Marcin Kałuski
Phone: (+48 22) 464 20 91

-  warszawa.stat.gov.pl/en/
-  [@Warszawa_STAT](https://twitter.com/Warszawa_STAT)
-  [@UrzadStatystycznywWarszawie](https://www.facebook.com/UrzadStatystycznywWarszawie)
-  [gus_stat](https://www.instagram.com/gus_stat)
-  [glownyurządstatystycznygus](https://www.youtube.com/glownyurządstatystycznygus)
-  [glownyurządstatystyczny](https://www.linkedin.com/company/glownyurządstatystyczny)

Related information

[Methodological report. Labour force survey](#)

[Labour Force Survey in Poland](#)

[Employed, unemployed and economically inactive persons \(preliminary LFS results\)](#)

Evaluate
the study



Data available in databases

[Local Data Bank → Labour market](#)

Terms used in official statistics

[Activity rate by LFS](#)

[Employment rate by LFS](#)

[Unemployment rate](#)