

Economic activity of population in Mazowieckie Voivodship in the fourth quarter of 2023 ¹

28 March 2024

↓ 1.4%

Decrease in the number of unemployed persons compared to the previous quarter

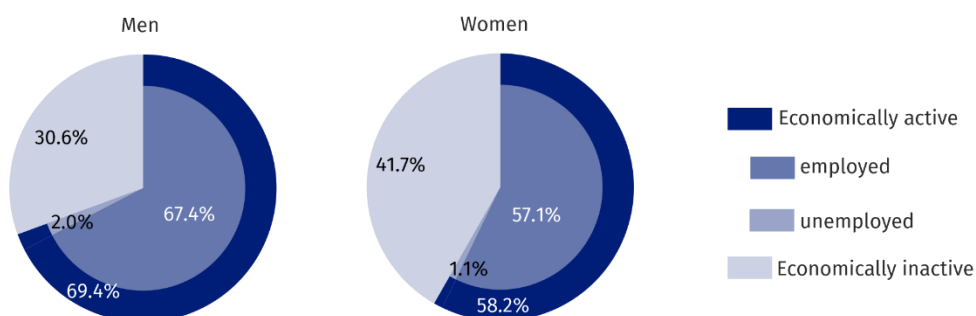
In Q4 2023, there was a decrease in the number of unemployed persons and an increase in employed and economically inactive persons compared to Q3 2023. Unemployed men looked for a job longer than women, and unemployed urban residents shorter than rural residents.

Economic activity of population aged 15–89 according to LFS

In the fourth quarter of 2023, among the total population of Mazowieckie Voivodship aged 15-89, 62.0% represented employed persons, 1.5% – unemployed, and 36.5% – economically inactive persons. This means that less than half of the population aged 15-89 (38.0%) did not work. In urban and rural areas this structure looked similar. However, significant differences were visible in the structure of men and women. 32.4% of men and 44.4% of women remained unemployed (economically inactive and unemployed).

38% of population aged 15-89 did not work

Chart 1. Structure of population aged 15-89 by sex in Q4 2023

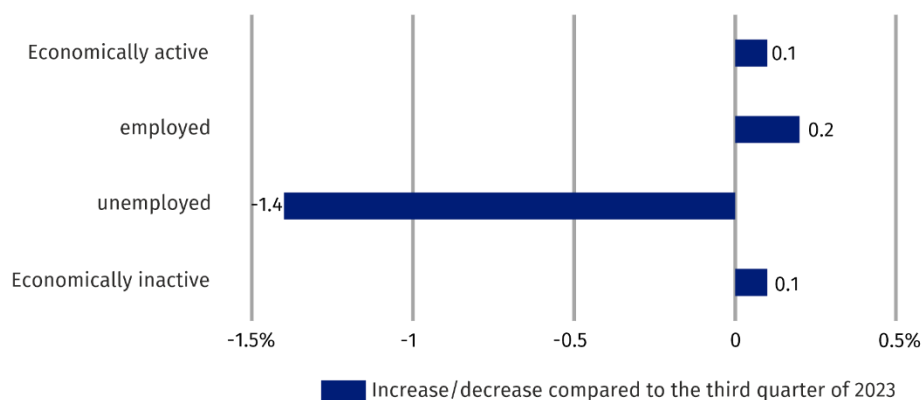


Compared to the third quarter of 2023, the number of employed persons increased by 0.2%, and economically inactive persons by 0.1%. On the other hand, the number of unemployed persons decreased (by 1.4%). A decrease in the ratio of non-working population over working population was observed as well. In the fourth quarter of 2023, there were 613 unemployed and economically inactive persons per 1,000 employed persons (by 1 employed person fewer than in the third quarter of 2023).

There were 613 unemployed and economically inactive persons per 1,000 employed persons

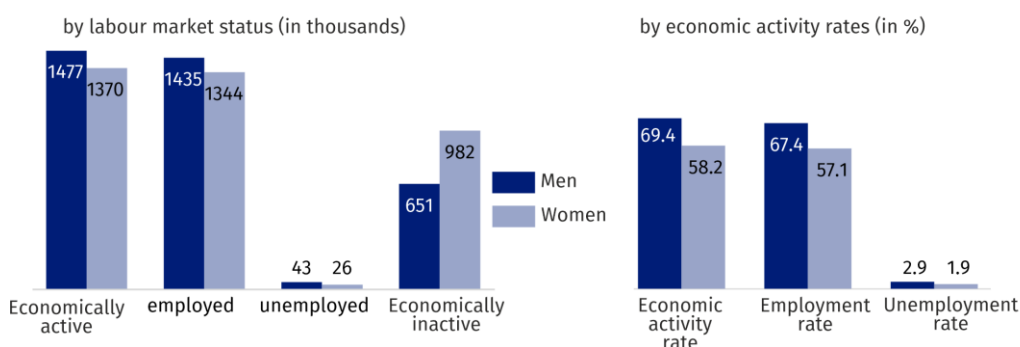
¹ Preliminary results of the Labour Force Survey.

Chart 2. Changes in the economic activity of population compared to Q3 2023



The economic activity rate was 63.5% and did not change compared to the previous quarter. There was a decrease in the level of economic activity among men (by 0.1 pp), and an increase among women (by 0.1%). This indicator decreased in urban areas (by 0.9 pp), and increased (by 1.7 pp) in rural areas.

Chart 3. Economic activity of population in Q4 2023



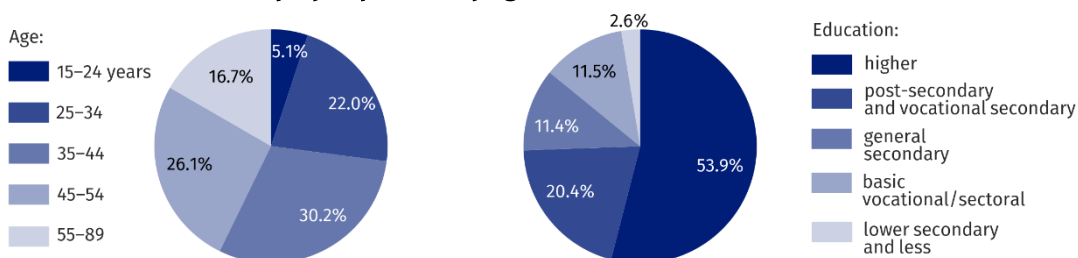
The highest value of the rate in terms of age was recorded for the age group 35–44, which amounted to 93.2%, while the lowest among persons aged 15–24 – 30.3%. For working age population, this rate was 85.5%.

Employed persons

In the fourth quarter of 2023, in Mazowieckie Voivodship, the population of employed persons counted 2779 thousand persons, and the employment rate was estimated at 62.0% and remained unchanged compared to the previous quarter.

Compared to the third quarter of 2023, the number of employed persons increased 0.2%. There was a decrease among men (by 0.8%) and an increase among women (by 1.4%). The number of employed persons decreased in urban (by 1.0%) and increased in rural areas (by 2.6%).

Chart 4. Structure of employed persons by age and education in Q4 2023



In the fourth quarter of 2023, the highest employment rate was recorded among persons aged 35–44 (91.6%), and the lowest among persons aged 15–24 (27.0%). The highest increase of the rate was recorded among persons aged 35–44 (by 1.4 pp), and the highest decrease among persons aged 15–24 (by 1.8 pp).

For working age population, the employment rate reached 83.4% (a 0.3 pp increase compared to the third quarter of 2023).

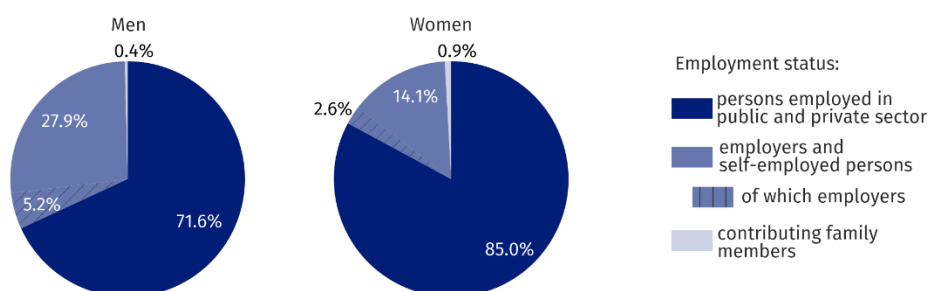
Among employed persons according to the level of education, the highest employment rate recorded persons with higher education – 81.1%, and the lowest among persons with lower secondary and less education – 14.0%. The highest increase in the employment rate occurred among persons with post-secondary and vocational secondary, sectoral education (by 2.3 pp), and the largest decrease among persons with lower secondary and less education (by 2.6 pp).

In the fourth quarter of 2023, there were 2171 thousand persons employed in the public and private sector (i.e. 78.1% of total employees), and their number increased by 1.5% compared to the third quarter of 2023. There was a decrease among contributing family workers (from 23 thousand to 18 thousand), and among employers and self-employed persons (from 545 thousand to 590 thousand).

The vast majority of employed persons supported the private sector (69.0% of the total). Of these, the majority (52.8%) were men. The situation was different among persons employed in the public sector, where among 672 thousand employed persons predominated women (65.0%). There were 84.6% of employees employed for an indefinite period (a 0.8 pp decrease compared to the third quarter of 2023).

69% of total employed persons worked in the private sector

Chart 5. Structure of employed persons by employment status in the fourth quarter of 2023



Nearly 28% of men and more than 14% of women worked as employers and self-employed persons

Unemployed persons

In the fourth quarter of 2023, the population of unemployed persons (aged 15–74) in Mazowieckie Voivodship amounted to 69 thousand persons and decreased by 1.4% compared to the third quarter of 2023.

Compared to the previous quarter, the number of unemployed men increased (by 43.3%), and the number of women decreased (by 36.6%). There was a decrease among urban residents (by 14.9%), and an increase among rural residents (by 20.8%).

The total unemployment rate in the Voivodship amounted to 2.34% and decreased compared to the third quarter of 2023. In urban areas it was 2.1% (by 0.9 pp lower than in rural areas). For working age population the unemployment rate was 2.4%.

Compared to the third quarter of 2023, the unemployment rate increased among men (by 0.9 pp), and decreased among women (by 1.1 pp). There was a decrease in urban areas (by 0.4 pp), and an increase in rural areas (by 0.4 pp),.

An average time of job seeking by unemployed persons amounted to 7 months. Men looked for a job for 7.6 months on average (by 1.7 months longer than women), and urban residents for 5.8 months (by 2.8 months shorter than rural residents).

The number of unemployed men increased by more than 43%, and the number of women decreased by nearly 37%

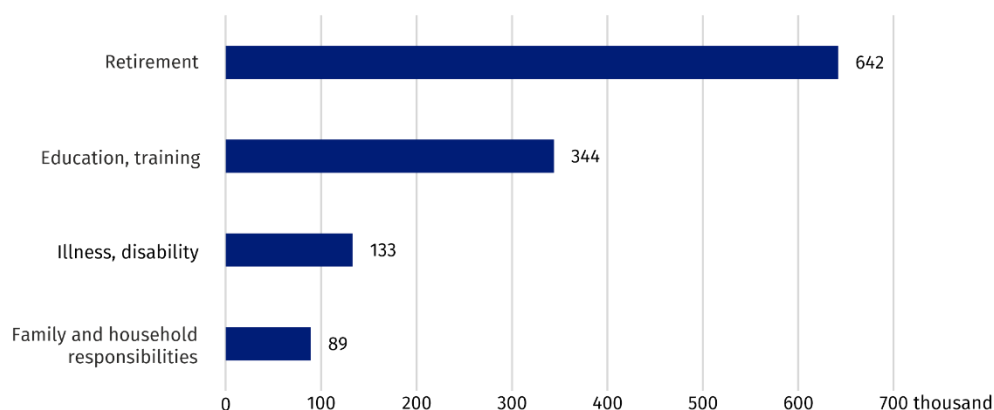
Men looked for a job longer than women, and urban residents shorter than rural residents

Economically inactive persons

In the fourth quarter of 2023, in Mazowieckie Voivodship, 1634 thousand persons remained economically inactive, which accounted for 36.5% of total population aged 15-89 (in urban areas – 35.7% and in rural areas – 38.0%). Still, in this population women were the majority – 60.1%. Among economically inactive persons, persons with post-secondary and vocational secondary, sectoral education predominated – 27.4%. Working age population made up 28.2% of total economically inactive persons.

Among the economically inactive persons women predominate (more than 60%)

Chart 6. Economically inactive persons aged 15–74 by selected causes of economic inactivity in Q4 2023



Compared to the third quarter of 2023, the population of economically inactive persons increased by 0.1% (among men it increased by 0.3%, and among women decreased by 0.2%). Taking into account the place of residence, there was an increase in the number of economically inactive persons among urban residents (by 2.6%), and an increase among rural residents (by 4.1%).

Out of total economically inactive persons (aged 15-74), 50.0% accounted for persons who did not seek work because of being retired. Other reasons for economic inactivity were: education and training – 26.8%, illness or disability – 10.4%, family and household responsibilities – 6.9%.

The survey results for Q3 and Q4 2023 were generalised based on the resident population balances prepared on the basis of the 2021 National Census. The data for Q3 2023 differ from those previously published.

When quoting Statistics Poland data, please provide the information: “Source of data: Statistics Poland”, and when publishing calculations made on data published by Statistics Poland, please include the following disclaimer: “Own study based on figures from Statistics Poland”.

Prepared by:
Statistical Office in Warszawa

Director Agnieszka Ajdyn
Phone: (+48 22) 464 23 15

Press office

Phone: (+48 22) 464 20 91

e-mail: m.kaluski@stat.gov.pl

Issued by:
Statistical Information Centre

Marcin Kałuski
Phone: (+48 22) 464 20 91

-  warszawa.stat.gov.pl/en/
-  [@Warszawa_STAT](https://twitter.com/Warszawa_STAT)
-  [@UrzadStatystycznywWarszawie](https://www.facebook.com/UrzadStatystycznywWarszawie)
-  [gus_stat](https://www.instagram.com/gus_stat)
-  [głównyurządstatystycznygus](https://www.youtube.com/głównyurządstatystycznygus)
-  [głównyurządstatystyczny](https://www.linkedin.com/głównyurządstatystyczny)

Related information

[Methodological report. Labour force survey](#)

[Labour Force Survey in Poland](#)

[Employed, unemployed and economically inactive persons \(preliminary LFS results\)](#)

Evaluate
the study



Data available in databases

[Local Data Bank → Labour market](#)

Terms used in official statistics

[Activity rate by LFS](#)

[Employment rate by LFS](#)

[Unemployment rate](#)