

Economic activity of population in Mazowieckie Voivodship in the second quarter of 2023¹

28.09.2023

↓ 1.6%

decrease in the number of unemployed persons compared to the previous quarter

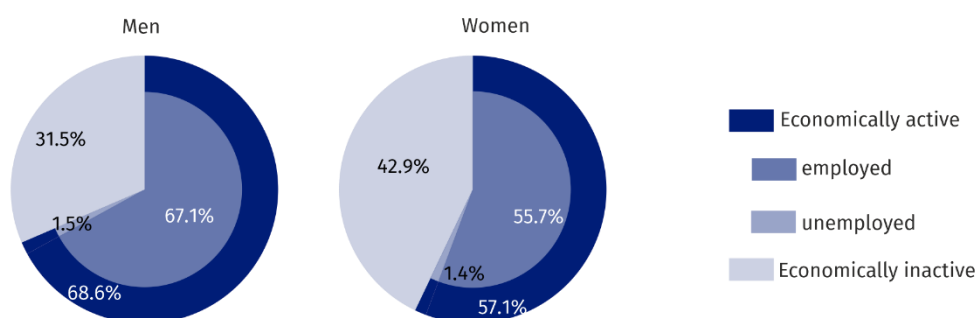
In Q2 2023, there was a decrease in the number of employed and unemployed persons compared to Q1 2023. Unemployed men looked for a job longer than women, and unemployed urban residents longer than rural residents.

Economic activity of population aged 15–89 according to LFS

In the second quarter of 2023, among the total population of Mazowieckie Voivodship aged 15-89, 61.1% represented employed persons, 1.4% – unemployed, and 37.5% – economically inactive persons. This means that less than half of the population aged 15-89 (38.9%) did not work. In urban and rural areas this structure looked similar. However, significant differences were visible in the structure of men and women. Without employment (economically inactive and unemployed) were 33.0% of men and 44.3% of women.

Nearly 39% of population aged 15-89 did not work

Chart 1. Structure of population aged 15-89 by sex in Q2 2023

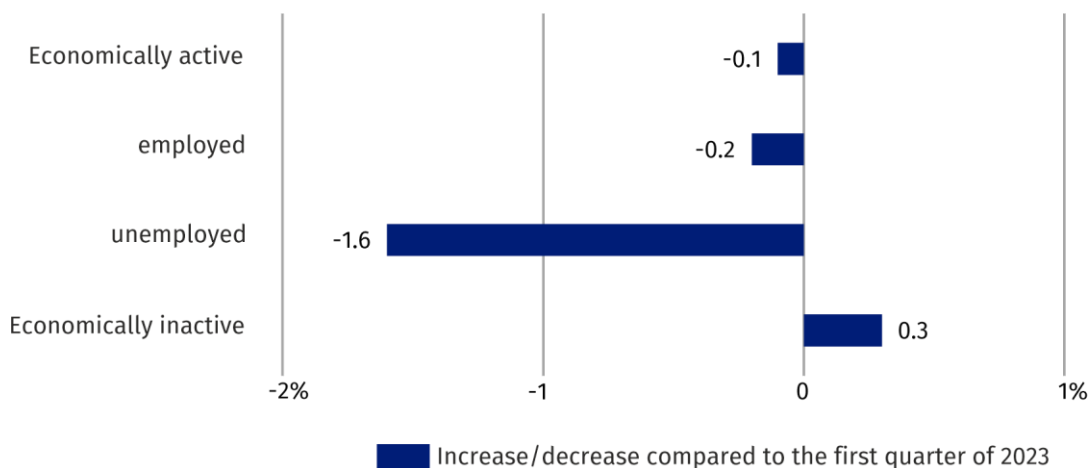


Compared to the first quarter of 2023, the number of employed persons decreased by 0.2%, and of unemployed persons by 1.6%. The number of economically inactive persons increased (by 0.3%). An increase in the ratio of non-working population over working population was observed as well. In the second quarter of 2023, there were 637 unemployed and economically inactive persons per 1,000 employed persons, while in the first quarter of 2023 – 635.

There were 637 unemployed and economically inactive persons per 1,000 employed persons

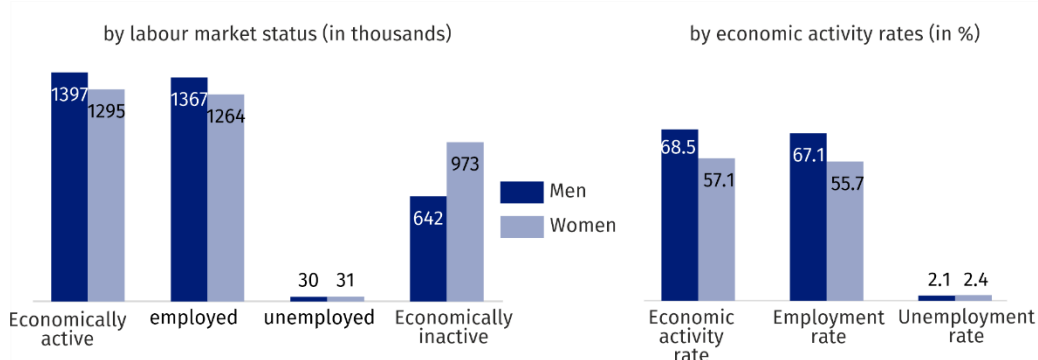
¹ Preliminary results of the Labour Force Survey.

Chart 2. Changes in the economic activity of population compared to Q1 2023



The economic activity rate was 62.5% and decreased by 0.1 pp compared to the previous quarter. There was a decrease in the level of economic activity among men (by 1.1 pp) and an increase among women (by 0.8%). This indicator increased in urban areas (by 0.2 pp) and decreased (by 0.8 pp) in rural areas.

Chart 3. Economic activity of population in Q2 2023



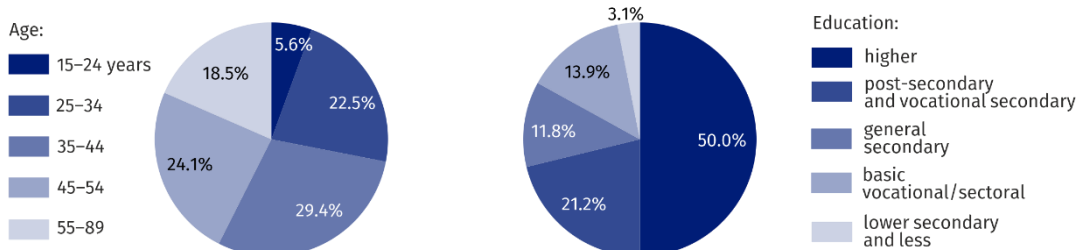
The highest value of the rate in terms of age was recorded for the age group 25–34, which amounted to 92.0%, while the lowest among persons aged 55–89 – 31.3%. For working age population, this rate was 84.7%.

Employed persons

In the second quarter of 2023, in Mazowieckie Voivodship, the population of employed persons counted 2631 thousand persons, and the employment rate was estimated at 61.1% (a 0.1 pp decrease compared to the previous quarter).

Compared to the first quarter of 2023, the number of employed persons decreased 0.2%. There was a decrease among men (by 0.7%) and an increase among women (by 0.6%). The number of employed persons increased in urban (by 0.8%) and decreased in rural areas (by 1.8%).

Chart 4. Structure of employed persons by age and education in Q2 2023



In the second quarter of 2023, the highest employment rate was recorded among persons aged 45–54 (90.0%), and the lowest among persons aged 15-24 (30.1%). The highest increase of the rate was recorded among persons aged 55–89 (by 1.1 pp), and the highest decrease among persons aged 15-24 (by 1.0 pp).

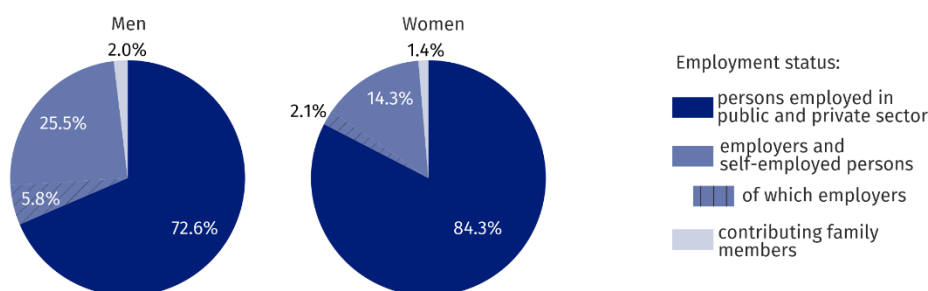
For working age population, the employment rate reached 82.8% (a 0.1 pp decrease compared to the first quarter of 2023).

Among employed persons according to the level of education, the highest employment rate recorded persons with higher education – 82.8%, and the lowest among persons with lower secondary and less education – 15.9%. The highest increase in the employment rate occurred among persons with tertiary education (by 2.2 pp), and the largest decrease among persons with post-secondary and vocational secondary education (by 3.0 pp).

In the second quarter of 2023, there were 2057 thousand persons employed in the public and private sector (i.e. 78.2% of total employees), and their number increased by 1.6% compared to the first quarter of 2023. There was a decrease among employers and self-employed persons (from 575 thousand to 529 thousand), and an increase among contributing family workers (from 35 thousand to 45 thousand). The vast majority of employed persons supported the private sector (69.0% of the total). Of these, the majority (53.1%) were men. The situation was different among persons employed in the public sector, where among 638 thousand employed persons predominated women (62.7%). There were 84.9% of employees employed for an indefinite period (a 0.3 pp decrease compared to the first quarter of 2023).

69% of total employed persons worked in the private sector

Chart 5. Structure of employed persons by employment status in the second quarter of 2023



Nearly 26% of men and more than 14% of women worked as employers and self-employed persons

Unemployed persons

In the second quarter of 2023, the population of unemployed persons (aged 15-74) in Mazowieckie Voivodship amounted to 61 thousand persons and decreased by 1.6% compared to the first quarter of 2023.

Compared to the previous quarter, the number of unemployed men decreased (by 26.8%), and the number of women increased (by 47.6%). There was a decrease among urban residents (by 14.0%), and an increase among rural residents (by 26.3%).

The total unemployment rate in the Voivodship amounted to 2.3% and did not change compared to the first quarter of 2023. In urban areas it was 2.1% (by 0.4 pp lower than in rural areas). For working age population the unemployment rate was 2.3%.

Compared to the first quarter of 2023, the unemployment rate decreased among men (by 0.8 pp), and increased among women (by 0.8 pp). There was a decrease in urban (by 0.4 pp), and an increase in rural areas (by 0.5 pp).

An average time of job seeking by unemployed persons amounted to 7.5 months. Men looked for a job for 7.8 months on average (by 0.6 months longer than women), and urban residents for 8.1 months (by 1.7 months longer than rural residents).

The number of unemployed men decreased by nearly 27%, and the number of women increased by nearly 48%

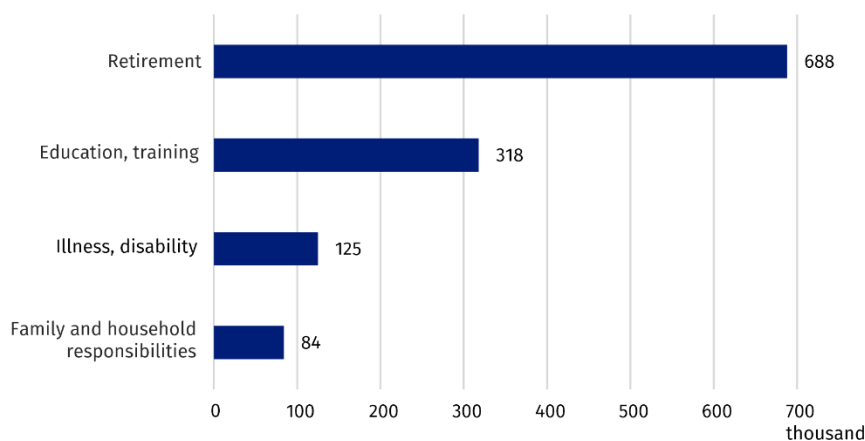
Men looked for a job longer than women, and urban residents longer than rural residents

Economically inactive persons

In the second quarter of 2023, in Mazowieckie Voivodship, 1615 thousand persons remained economically inactive, which accounted for 37.5% of total population aged 15-89 (in urban areas – 37.0% and in rural areas – 38.5%). Still, in this population women were the majority – 60.2%. Among economically inactive persons, as in previous periods, persons with lower secondary and less education predominated – 26.2%. Working age population made up 28.4% of total economically inactive persons.

Among the economically inactive women predominate – more than 60%

Chart 6. Economically inactive persons aged 15–74 by selected causes of economic inactivity in Q2 2023



Compared to the first quarter of 2023, the population of economically inactive persons increased by 0.3% (among men it increased by 3.5%, and among women decreased by 1.7%). Taking into account the place of residence, there was a decrease in the number of economically inactive persons among urban residents (by 0.7%), and an increase among rural residents (by 2.1%).

Out of total economically inactive persons (aged 15-74), 53.3% accounted for persons who did not seek work because of being retired. Other reasons for economic inactivity were: education and training – 24.7%, illness or disability – 9.7%, family and household responsibilities – 6.5%.

In case of quoting Statistics Poland data, please provide information: “Source of data: Statistics Poland”, and in case of publishing calculations made on data published by Statistics Poland, please include the following disclaimer: “Own study based on figures from Statistics Poland”.

Prepared by:
Statistical Office in Warszawa

Director Agnieszka Ajdyn
Phone: (+48 22) 464 23 15

Press office

Phone: (+48 22) 464 20 91

e-mail: m.kaluski@stat.gov.pl

Issued by:
Statistical Information Centre

Marcin Kałuski
Phone: (+48 22) 464 20 91

-  warszawa.stat.gov.pl/en/
-  [@Warszawa_STAT](https://twitter.com/Warszawa_STAT)
-  [@UrzadStatystycznywWarszawie](https://www.facebook.com/@UrzadStatystycznywWarszawie)
-  [gus_stat](https://www.instagram.com/gus_stat)
-  [głównyurządstatystycznygus](https://www.youtube.com/głównyurządstatystycznygus)
-  [głównyurządstatystyczny](https://www.linkedin.com/głównyurządstatystyczny)

Related information

[Methodological report. Labour force survey](#)

[Labour Force Survey in Poland](#)

[Employed, unemployed and economically inactive persons \(preliminary LFS results\)](#)

Evaluate
the study



Data available in databases

[Local Data Bank → Labour market](#)

Terms used in official statistics

[Activity rate by LFS](#)

[Employment rate by LFS](#)

[Unemployment rate](#)