

## Statistics of Warszawa No. 3/2022

29 April 2022

↑ **130.3**

Dynamics of sold production  
of construction y/y

In March 2022, there was an increase in the average employment and a decrease in the number of unemployed persons compared to the corresponding period of previous year. Sold production of industry and construction and assembly production were significantly higher. There was an increase both in retail sales and wholesale. March was also characterised by a higher, than in the previous year, number of dwellings completed and dwellings in which construction has begun and a smaller number of permits issued.

### Average paid employment

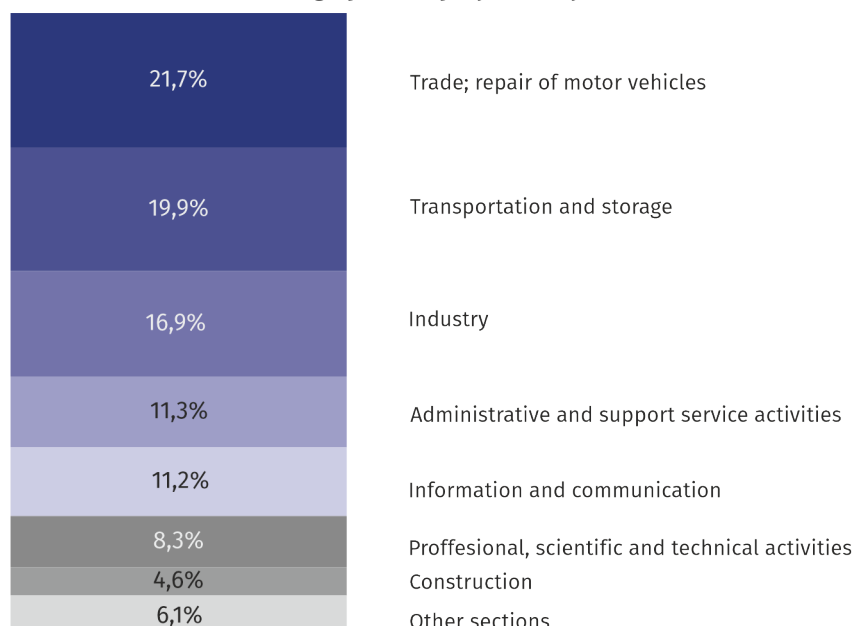
Average paid employment in the enterprise sector in March 2022 amounted to 1114.6 thousand persons and was by 2.2 thousand persons, i.e. by 0.2% higher than in February 2022 and by 28.5 thousand persons, i.e. by 2.6% higher than in March 2021.

Compared to February 2022, an increase in the average employment was recorded in the following sections: professional, scientific and technical activities (by 0.9%), trade; repair of motor vehicles (by 0.5%), information and communication and real estate activities (by 0.4% each), transportation and storage (by 0.3%).

Whereas a decrease in the average employment was recorded in the following sections: industry (by 0.6%), construction (by 0.2%), administrative and support service activities (by 0.1%).

Average paid employment in the enterprise sector in March 2022 was by 2.6% higher than a year before

**Chart 1. Structure of average paid employment by PKD (NACE Rev.2) sections in March 2022**



As compared to March 2021, an increase in the average employment was recorded in the sections: information and communication (by 9.9%), professional, scientific and technical activities (by 7.7%), trade; repair of motor vehicles, (by 2.5%), construction (by 2.1%), industry (by 0.9%).

A decrease in the average employment was recorded in the sections: real estate activities (by 3.4%), administrative and support service activities (by 0.5%), transportation and storage (by 0.4%).

### **Registered unemployment**

At the end of March 2022, the number of registered unemployed persons amounted to 24002 and was by 106 persons, i.e. by 0.4% smaller than at the end of February 2022 and by 2460 persons, i.e. by 9.3% smaller than in the corresponding period of 2021.

The number of registered unemployed women amounted to 11686, which accounted for 48.7% of the total unemployed (47.9% a month and 48.8% a year before) and 17.7% of unemployed women in Mazowieckie Voivodship. As compared to February 2022, the number of unemployed women increased by 134 persons, i.e. by 1.2% and compared to March 2021 decreased by 1237 persons, i.e. by 9.6%.

The registered unemployment rate amounted to 1.8% (as in the previous month and 2.0% in the previous year), the average in Mazowieckie Voivodship was 4.6% (4.7% a month before, and 5.3% a year before), while the national average was 5.4% (5.5% a month before and 6.4% a year before).

In March 2022, there were 2512 unemployed persons registered in labour offices (2034 in February 2022, and 2866 in March 2021). Registered unemployed persons accounted for 18.4% of the total registered unemployed in the Voivodship.

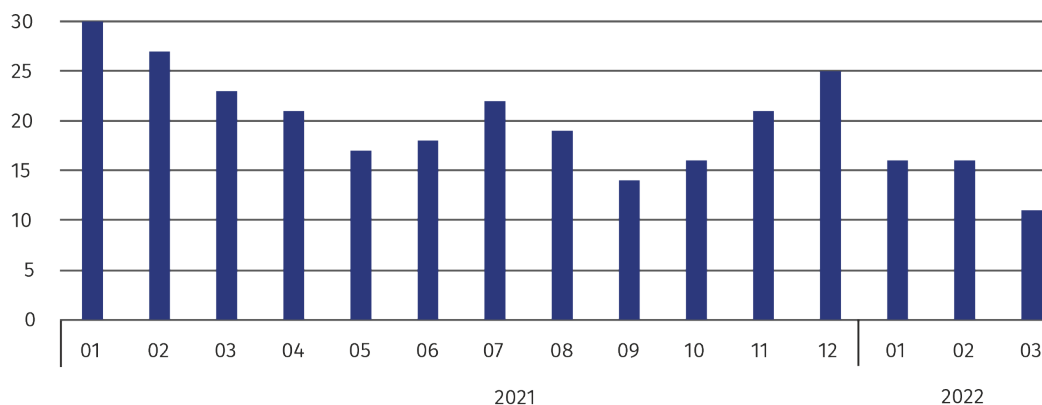
The number of persons registering for the first time amounted to 1099 (a month before 730), which accounted for 43.8% of the total unemployed who registered in March 2022 and 25.9% of persons registering for the first time in the Voivodship. The share of persons terminated due to company reasons among unemployed persons registered in March 2022 amounted to 1.4% (3.1% in Mazowieckie Voivodship), 1.2% a month before and 3.5% a year before.

In March 2022, 2618 persons were removed from unemployment rolls (2064 in February 2022, and 2307 in March 2021), which accounted for 16.4% of unemployed persons removed from unemployment rolls in Mazowieckie Voivodship. Out of the unemployed removed from unemployment rolls, 1587 persons took up work. Moreover, 624 persons lost their status of the unemployed as a result of not confirming their readiness to take up work. The reason for removing from the register was also starting training or traineeship, acquisition of retirement rights of pre-retirement benefit, acquisition of pension rights, voluntarily gave up the status of the unemployed and other.

There were 21576 persons who were not entitled to the unemployment benefit, i.e. 89.9% of the total unemployed (22367 persons a year before, i.e. 84.5%). Whereas 2426 unemployed persons were entitled to the unemployment benefit.

At the end of March 2022, the number of registered unemployed persons was by 9.3% smaller than in the previous year, and the unemployment rate was by 0.2 pp lower

**Chart 2. Number of unemployed persons per job offer (as of end of month)**



In March 2022, there were 4604 job offers submitted to labour offices, which accounted for 24.4% of job offers in Mazowieckie Voivodship and at the end this month the labour offices had job offers for 2155 persons. At the end of March 2022 there were 11 persons per one job offer (16 a month before and 23 a year before), in Mazowieckie Voivodship 14 persons (17 in the previous month and 22 in the previous year) registered as unemployed.

In March 2022, there were 62.7% more job offers than a year before

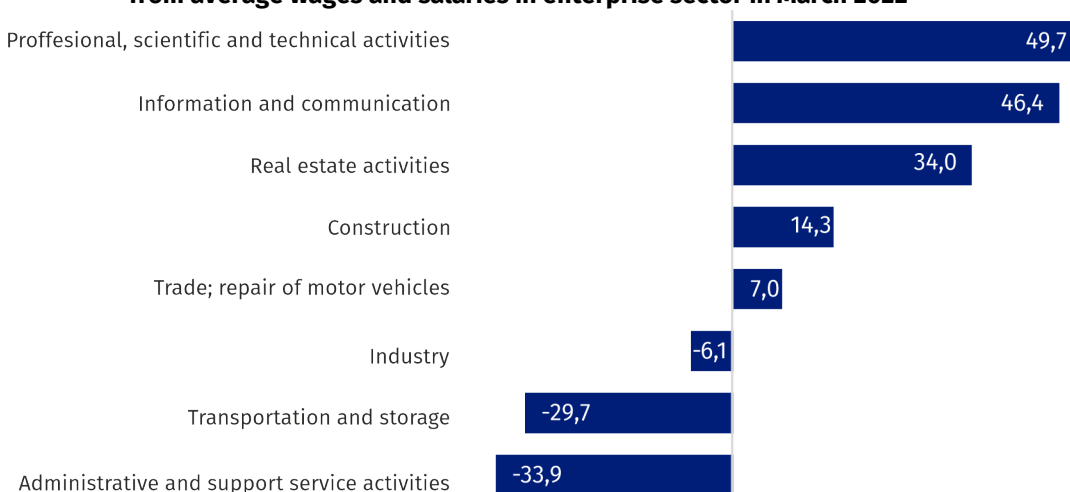
### Wages and salaries

The average monthly gross wages and salaries in the enterprise sector in March 2022 amounted to PLN 8494.89 and were by 11.3% higher as compared to the previous month and by 11.5% higher than in the corresponding period of 2021.

Compared to February 2022, the increase in the average gross wages and salaries was recorded in the following sections: real estate activities (by 30.4%), professional, scientific and technical activities construction (by 18.9%), construction (by 18.1%), information and communication (by 12.1%), industry (by 12.1%), trade; repair of motor vehicles (by 9.6%), administrative and support service activities (by 8.9%), transportation and storage (by 3.2%).

Average monthly gross wages and salaries in the enterprise sector in March 2022 amounted to PLN 8494.89 and was by 11.5% higher than in March 2021

**Chart 3. Relative deviations (in %) of monthly gross wages and salaries in selected sections from average wages and salaries in enterprise sector in March 2022**



Compared to March 2021, an increase in the average gross wages and salaries was recorded in the sections: construction (18.2%), real estate activities (by 17.0%), transportation and storage (by 14.1%), professional, scientific and technical activities (by 13.7%), trade; repair of motor vehicles (by 12.8%), administrative and support service activities (by 11.4%), information and communication (by 8.5%), industry (by 0.7%).

## Industry

Sold production of industry in March 2022 amounted (at current prices) to PLN 29228.5 million and was (at constant prices) larger as compared to the corresponding period of 2021 by 59.3%. As compared to March 2021, an increase by 11.2% was recorded in sold production in manufacturing.

In the period January-March 2022, sold production of industry amounted to PLN 68143.9 million (in current prices) and was (in constant prices) higher by 38.4% than that achieved in the corresponding period of 2021. In manufacturing, an increase in production by 12.4% was recorded.

Among divisions included in manufacturing, the sales increase was recorded, among others, in: manufacture of coke and refined petroleum products (by 76.3%), repair and installation of machinery and equipment (by 50.0%), manufacture of pharmaceutical products (by 44.2%), manufacture of furniture (by 42.2%), manufacture of chemicals and chemical products (by 26.7%), manufacture of beverages (by 24.0%), manufacture of other non-metallic mineral products (by 23.6%), manufacture of rubber and plastic products (by 21.5%), manufacture of metals (by 20.9%), manufacture of textiles (by 17.6%), manufacture of metal products (by 15.2%). The decrease was recorded, among others, in: manufacture of paper and paper products (by 2.1%), manufacture of machinery and equipment n.e.c. and manufacture of electrical equipment (by 0.5% each).

Labour productivity in industry measured by production per employed person, in January-March 2022 amounted to PLN 361.6 thousand (at current prices) and was – at constant prices – by 36.6% higher than in the previous year.

## Construction

Sold production of construction in March 2022 amounted (at current prices) to PLN 4959.8 million and compared to February 2022 was larger by 36.2%, and compared to the corresponding period of the previous year it increased by 30.3%.

In the period of January-March 2022, sold production of construction reached the value of PLN 12876.0 million, i.e. 25.7% larger than in the corresponding period of 2021.

Construction and assembly production in March 2022 amounted to PLN 1055.8 million (at current prices) and accounted for 21.3% of sold production of construction. Compared to the previous month, construction and assembly production increased by 27.6%, and compared to March 2021 it was higher by 19.6%.

In the period January-March 2022, construction and assembly production amounted to PLN 2657.8 million and accounted for 20.6% of sold construction production (20.9% the year before). Compared to the corresponding period of the previous year, construction and assembly production was higher by 24.2%.

The increase in production in relation to the corresponding period of 2021 occurred in units dealing with civil engineering (by 32.5%), construction of buildings (by 26.8%), and specialised construction activities (by 7.1%).

Labour productivity measured by production per employed person in construction in March 2022 amounted to PLN 96.2 thousand and was by 36.6% higher than a month before and by 27.6% higher than in March 2021.

## Trade

Retail sales in trade and non-trade enterprises in March 2022 (at current prices) were by 22.2% larger than in February 2022 and by 20.0% higher compared to March 2021.

Compared to February 2022, there was an increase in the sales of solid, liquid and gas fuels (by 28.6%), sales of furniture, electronics and household appliances (by 28.3%), other retail sales in non-specialized stores (by 27.8%), sales of textiles, clothing and footwear (by 26.6%), sales of press, books, other sales in specialized stores (by 26.0%), sales of food, beverages and tobacco (by 20.7%),

Sold production in manufacturing (at constant prices) in March 2022 was by 11.2% larger than a year before

Construction and assembly production - (at constant prices) in March 2022 was by 19.6% larger than a year before

Retail sales (at current prices) in trade and non-trade enterprises in March 2022 were by 20.0% larger than in March 2021

other sales (by 14.7%), sales of motor vehicles, motorcycles, parts (by 9.9%), the sales of pharmaceuticals, cosmetics, orthopedic equipment (by 7.8%).

Whereas there was a decrease in retail sales conducted by mail order houses (by 0.9%).

Compared to March 2021, there was an increase in other retail sales in non-specialized stores (by 85.9%), sales of solid, liquid and gas fuels (by 63.7%), sales of textiles, clothing and footwear (by 53.0%), sales of pharmaceuticals, cosmetics, orthopedic equipment (by 25.8%), other sales (by 17.4%), sales of food, beverages and tobacco (by 14.7%), sales of furniture, electronics and household appliances (by 10.4%), sales of press, books, other sales in specialized stores (by 10.0%).

Whereas there was a decrease in the sales of motor vehicles, motorcycles, parts (by 20.0%), retail sales conducted by mail order houses (by 3.4%).

In the period January-March 2022, compared to the corresponding period of 2021, retail sales increased by 18.1%.

Wholesale in trade enterprises in March 2022 (at current prices) was by 27.3% larger as compared to the previous month and by 27.2% higher as compared to March 2021, and in wholesale enterprises it was higher by 28.5% and 40.6%, respectively.

In the period of January-March 2022, trade enterprises realised wholesale sales by 28.2% higher than in the previous year, while wholesale enterprises by 40.3% higher.

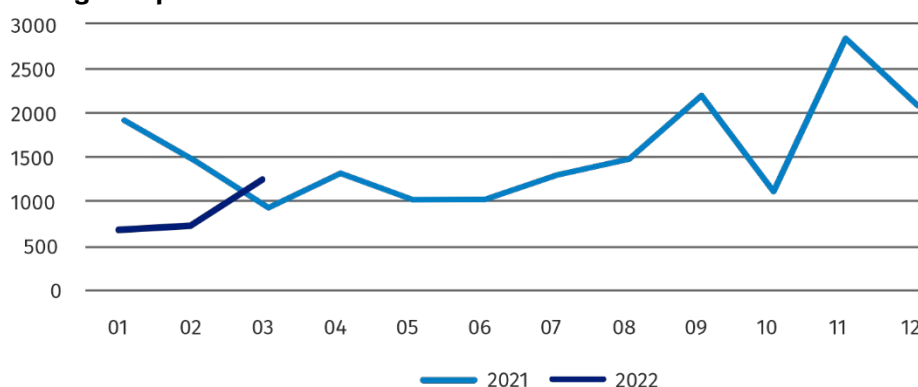
Wholesale (at current prices) in trade enterprises was by 27.2% higher than a year before

### Housing construction<sup>1</sup>

According to preliminary data, 1248 dwellings were completed in Warszawa in March 2022, i.e. by 34.0% more than in the corresponding period of 2021.

In the period of January-March 2022, 2655 dwellings were completed (by 37.9% less than in the corresponding period of 2021), and in Mazowieckie Voivodship, 9317 dwellings, i.e. by 7.4% less than in the period of January-March 2021 r. A decrease in the number of completed dwellings was recorded in construction for sale or rent from 3923 to 2067, i.e. by 47.3% less. On the other hand, there was an increase in private construction from 194 to 219, i.e. by 12.9% more. In addition, in the period of January-March 2022, 369 apartments in cooperative housing were commissioned.

**Chart 4. Dwellings completed**



In March 2022, the construction began in 1612 dwellings, i.e. by 72.0% more than in March 2021.

In January-March 2022, the construction began in 4084 dwellings (by 48.8% more than in the corresponding period of 2021), of which: 3975 in construction for sale or rent, 78 in private construction, 31 in company construction.

In January-March 2022, the construction began in 4084 dwellings, i.e. by 48.8% more than in the corresponding period of the previous year

<sup>1</sup> Reporting data – may change after preparing quarterly reports.

The number of dwellings for which permits have been granted or which have been registered with a construction project in March 2022 amounted to 1482 and was by 6.3% lower than in the previous year.

In the period of January–March 2022, the number of dwellings for which permits have been granted or which have been registered with a construction project amounted to 4825 (66.7% more than in the corresponding period of 2021), including 142 dwellings built by private investors.

The average useful floor area of a dwelling completed in January–March 2022, amounted to 63.9 m<sup>2</sup> and decreased compared to the corresponding period of 2021 by 2.3 m<sup>2</sup>. In private construction, the average useful floor area of dwellings amounted to 173.9 m<sup>2</sup> (by 2.0 m<sup>2</sup> more than in the corresponding period of 2021), in construction for sale or rent — 56.7 m<sup>2</sup> (by 5.4 m<sup>2</sup> fewer), in cooperative construction — 39.0 m<sup>2</sup>.

### **Entities of the national economy <sup>2</sup>**

At the end of March 2022, there were 504940 entities of the national economy registered in the REGON register in Warszawa, which accounted for 53.9% of the total in Mazowieckie Voivodship. Compared with February 2022, the number of entities of the national economy increased by 2039 (i.e. by 0.4%), and compared to March 2021 by 24747 (i.e. by 5.2%).

As of the end of March 2021, there were 229371 legal persons and organisational units without legal personality registered in the REGON register, of which 160562 commercial companies. The number of these entities increased compared to the previous month by 0.6% and 0.8%, whereas on an annual basis by 6.6% and 8.9%, respectively.

The number of registered natural persons conducting economic activity as of the end of March 2022 amounted to 275569 and compared to February 2022 it was higher by 0.3%, and compared to the corresponding period of the previous year increased by 4.0%.

In the capital city, in March 2022 the most numerous were entities dealing with professional, scientific and technical activities (19.5% of total registered units), retail sales and wholesale; trade; repair of motor vehicles, including motorcycles (18.0%), as well as information and communication (11.0%).

Compared to February 2022, the number of entities increased, among others, in the sections: information and communication (by 1.9%), electricity, gas, steam and air conditioning supply (by 1.6%), water supply; sewerage and waste management and remediation activities (by 1.5%), construction (by 0.6%). On the other hand there was a decrease in the number of entities in the sections: mining and quarrying (by 1.1%), agriculture, forestry and fishing (by 1.0%), art, culture and recreation activities as well as financial and insurance activities (by 0.2% each).

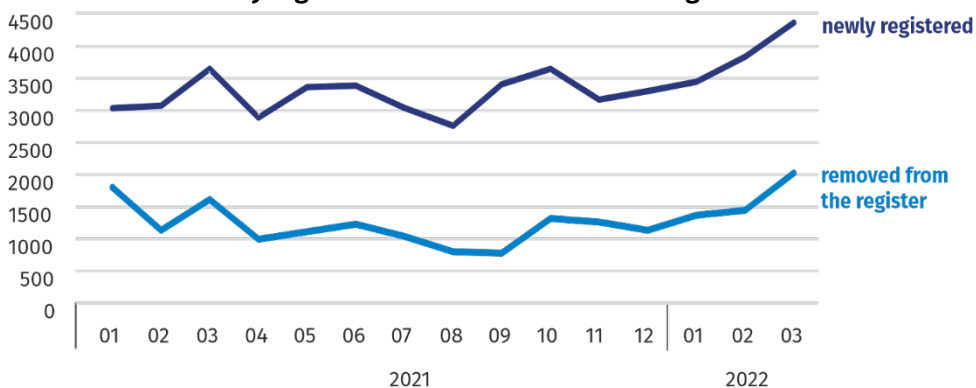
In comparison with March 2021, the largest increase was recorded in the sections: electricity, gas, steam and air conditioning supply (by 22.4%), information and communication (by 13.0%), agriculture, forestry and fishing, health care and social welfare and construction (by 6.6% each), administrative and support service activities (by 6.3%). Whereas a decrease in the number of entities was recorded in the section of mining and quarrying (by 1.4%).

At the end of March 2022, the most numerous group of entities by kind of conducted activity represented units dealing with professional, scientific and technical activities

---

<sup>2</sup> Applies to legal persons, organizational units without legal personality and natural persons conducting economic activity (excluding natural persons tending private farms in agriculture).

**Chart 5. Entities newly registered and removed from the register**



In March 2022, 4355 new entities were entered into the REGON register, i.e. by 13.8% more than in the previous month. The newly registered entities were dominated by natural persons conducting economic activity – 2452 (by 4.4% more than in February 2022). The number of newly registered commercial companies was larger than in the previous month by 24.5%, including limited liability companies – larger by 24.8%.

In March 2022, 2017 entities were removed from the REGON register (compared to 1437 in the previous month), including 1450 natural persons conducting economic activity (by 33.6% more).

As of the end of March 2022, 51753 entities had suspended activity in the REGON register (by 1.7% more than a month before). The vast majority were natural persons conducting economic activity (85.4%).

In the case of quoting data from Statistics Poland, please provide information: "Source of data – Statistics Poland", and in the case of publishing calculations made on data published by Statistics Poland, please provide information: "Own study based on Statistics Poland data".

In March 2022, the number of newly registered entities was 13.8% higher than a month earlier, and the number of suspended activities increased by 1.7%

**Table 1. Selected data on Warszawa**

SPECIFICATION		01	02	03	04	05	06	07	08	09	10	11	12
Registered unemployment (in thousands; as of end of the period)	2021	25,0	25,9	26,5	26,8	26,8	26,4	26,2	26,1	25,7	25,1	24,6	24,1
	2022	24,1	24,1	24,0									
Unemployment rate (in %; as of end of the period)	2021	1,9	1,9	2,0	2,0	2,0	2,0	1,9	1,9	1,9	1,9	1,8	1,8
	2022	1,8	1,8	1,8									
Job offers (during the month)	2021	2680	2419	2830	2977	3342	3066	3125	3197	3762	4352	3225	3196
	2022	3679	3791	4604									
Number of unemployed persons per job offer (as of end of the period)	2021	30	27	23	21	17	18	22	19	14	16	21	25
	2022	16	16	11									
Average employment in the enterprise sector <sup>a</sup> (in thousands persons)	2021	1091,9	1089,7	1086,1	1081,4	1082,7	1087,6	1087,8	1087,0	1088,6	1088,8	1092,8	1097,4
	2022	1110,8	1112,3	1114,6									
previous month=100	2021	99,8	99,8	99,7	99,6	100,1	100,5	100,0	99,9	100,1	100,0	100,4	100,4
	2022	101,2	100,1	100,2									
corresponding month of previous year =100	2021	99,3	99,2	99,3	101,1	102,0	101,5	101,0	100,4	100,2	100,0	100,1	100,3
	2022	101,7	102,1	102,6									
Average monthly gross wages and salaries in the enterprises sector <sup>a</sup> (in PLN)	2021	6948,56	6854,54	7621,58	7305,26	6949,29	7051,09	7121,16	7046,23	7106,83	7395,46	7249,21	8058,27
	2022	7520,61	7632,80	8494,89									
previous month=100	2021	98,5	98,6	111,2	95,8	95,1	101,5	101,0	98,9	100,9	104,1	98,0	111,2
	2022	93,3	101,5	111,3									
corresponding month of previous year =100	2021	104,2	103,1	105,6	108,1	107,5	108,4	107,5	107,7	108,4	107,3	109,7	114,2
	2022	108,2	111,4	111,5									
Dwellings completed (since the beginning of the year)	2021	1901	3342	4273	5585	6604	7625	8919	10391	12567	13678	16487	18551
	2022	682	1407	2655									
corresponding period of previous year =100	2021	199,3	128,1	104,8	98,6	92,6	85,1	72,6	76,3	74,4	72,8	78,6	78,8
	2022	35,9	42,1	62,1									
Sold production of industry <sup>a</sup> (at constant prices):													
corresponding month of previous year =100	2021	99,0	105,3	107,1	111,0	106,8	102,5	101,8	105,5	103,9	118,6	126,4	136,9
	2022	144,5	136,0	159,3									

<sup>a</sup> In enterprises employing more than 9 persons.



**Table 1. Selected data on Warszawa (cont.)**

SPECIFICATION		01	02	03	04	05	06	07	08	09	10	11	12
Construction and assembly production <sup>a</sup> (at current prices):													
previous month=100	2021	39,2	111,1	135,4	100,0	113,9	108,7	92,8	107,8	110,8	105,0	106,1	105,9
	2022	49,7	116,4	127,6									
corresponding month of previous year =100	2021	88,7	77,7	92,2	98,9	104,9	106,1	107,4	113,4	110,9	120,3	118,9	95,6
	2022	121,2	126,9	119,6									
Retail sales of goods <sup>a</sup> (at current prices):													
previous month=100	2021	65,8	110,5	112,6	83,9	129,1	103,4	100,7	98,0	98,8	103,2	105,6	119,0
	2022	70,7	97,9	122,2									
corresponding month of previous year =100	2021	87,8	102,1	128,5	125,2	123,3	115,2	111,4	110,8	112,7	113,8	124,2	116,1
	2022	124,8	110,6	120,0									
Turnover profitability rate in enterprises <sup>b</sup> :													
gross (in %)	2021	.	.	8,1	.	.	7,2	.	.	7,6	.	.	7,0
	2022	.	.	.									
net (in %)	2021	.	.	6,7	.	.	6,0	.	.	6,2	.	.	5,8
	2022	.	.	.									
Entities of the national economy <sup>c</sup> (as of end of the period)	2021	476394	478277	480193	482039	484281	486377	488319	490226	492737	495082	496992	499070
	2022	500858	502901	504940									
of which commercial companies	2021	145941	146684	147485	148449	149587	150557	151301	152251	153386	154783	155817	157181
	2022	158237	159321	160562									
of which with foreign capital participation	2021	28207	28296	28380	28516	28666	28791	28897	29135	29326	29561	29719	29973
	2022	30079	30215	30298									

a In enterprises employing more than 9 persons. b In which the number of employees exceeds 49, excluding enterprises of agriculture, forestry and fishing as well as financial and insurance activities; the data are published cumulatively. c In the REGON register, excluding persons tending private farms in agriculture.

Note. The following symbols were used in the table: (.)data not available, classified data (statistical confidentiality) or providing data impossible or purposeless, sign \* data were changed in relation to the previously published.

Prepared by:  
**Statistical Office in Warszawa**  
**Director Zofia Kozłowska**  
Tel.: (+48 22) 464 23 15

Issued by:  
**Statistical Information Centre**  
**Marcin Kałuski**  
Tel.: (+48 22) 464 20 91

#### Press office

Tel.: (+48 22) 464 20 91

e-mail: [m.kaluski@stat.gov.pl](mailto:m.kaluski@stat.gov.pl)

-  [warszawa.stat.gov.pl/en/](http://warszawa.stat.gov.pl/en/)
-  [@Warszawa\\_STAT](https://twitter.com/Warszawa_STAT)
-  [@UrzadStatystycznywWarszawie](https://www.facebook.com/@UrzadStatystycznywWarszawie)
-  [gus\\_stat](https://www.instagram.com/gus_stat)
-  [glownyurządstatystycznygus](https://www.youtube.com/glownyurządstatystycznygus)
-  [glownyurządstatystyczny](https://www.linkedin.com/glownyurządstatystyczny)

#### Related information

[Communication and Announcements](#)

#### Data available in databases

[Local Data Bank → Labour market](#)

#### Terms used in official statistics

[Registered unemployed persons](#)

[Registered unemployment rate](#)

[Average paid employment](#)

[Average monthly gross wages and salaries](#)

[Dwellings completed](#)

[Gross turnover profitability indicator](#)

[Net turnover profitability indicator](#)

**Evaluate**  
the study

