

# Statistics of Warszawa No. 1/2022

28 February 2022

↑ **144.5**

Dynamics of sold production  
of industry y/y

In January 2022, there was an increase in the average employment and a decrease in the number of unemployed persons and unemployment rate compared to the corresponding period of previous year. Sold production of industry and construction and assembly production were significantly higher. There was an increase in retail sales and wholesale. January was also characterized by a much lower, than in the previous year, number of dwellings completed and dwellings in which construction has begun and a higher number of permits issued.

## Average paid employment

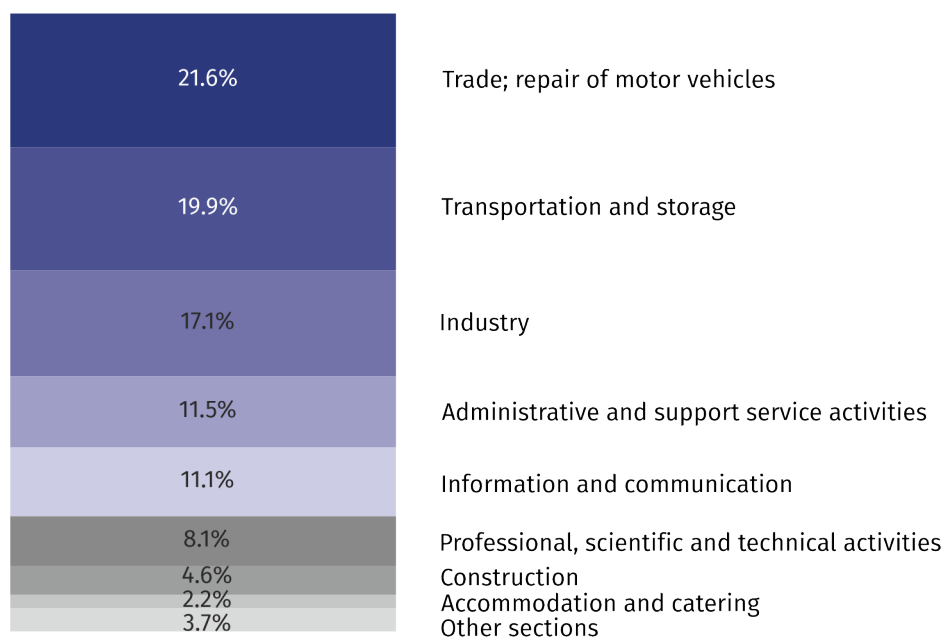
Average paid employment in the enterprise sector in January 2022 amounted to 1110.8 thousand persons and was by 13.4 thousand persons, i.e. by 1.2% higher than in December 2021 and by 18.9 thousand persons, i.e. by 1.7% higher than in January 2021.

Compared to December 2021, an increase in the average employment was recorded in the following sections: information and communication (by 3.7%), industry (by 1.7%), construction (by 1.6%), trade; repair of motor vehicles (by 1.4%), transportation and storage (by 0.9%), professional, scientific and technical activities and accommodation and catering (by 0.5% each).

Whereas a decrease in the average employment was recorded in the following sections: real estate activities (by 2.0%) and administrative and support service activities (by 0.5%).

Average paid employment in the enterprise sector in January 2022 was by 1.7% higher than a year before

**Chart 1. Structure of average paid employment by PKD (NACE Rev.2) sections in January 2022**



As compared to January 2021, an increase in the average employment was recorded in the sections: information and communication (by 8.7%), accommodation and catering (by 5.5%), professional, scientific and technical activities (by 5.4%), trade; repair of motor vehicles (by 2.1%), industry (by 1.4%), construction (by 0.8%).

A decrease in the average employment was recorded in the sections: real estate activities (by 4.1%), administrative and support service activities (by 2.4%), transportation and storage (by 0.8%).

### **Registered unemployment**

At the end of January 2022, the number of registered unemployed persons amounted to 24138 and was by 6 persons higher than at the end of December 2021 and by 891 persons, i.e. by 3.6% smaller than in the corresponding period of 2021.

The number of registered unemployed women amounted to 11506, which accounted for 47.7% of the total unemployed (48.1% a month and 49.3% a year before) and 17.2% of unemployed women in Mazowieckie Voivodship. As compared to December 2021, the number of unemployed women decreased by 99 persons, i.e. by 0.9% and compared to January 2021 decreased by 833 persons, i.e. by 6.8%.

The registered unemployment rate amounted to 1.8% (as in the previous month and 1.9% in the previous year), the average in Mazowieckie Voivodship was 4.7% (4.6% a month before, and 5.3% a year before), while the national average was 5.5% (5.4% a month before and 6.5% a year before).

In January 2022, there were 1996 unemployed persons registered in labour offices (1919 in December 2021, and 2465 in January 2021). Registered unemployed persons accounted for 14.2% of the total registered unemployed in the Voivodship.

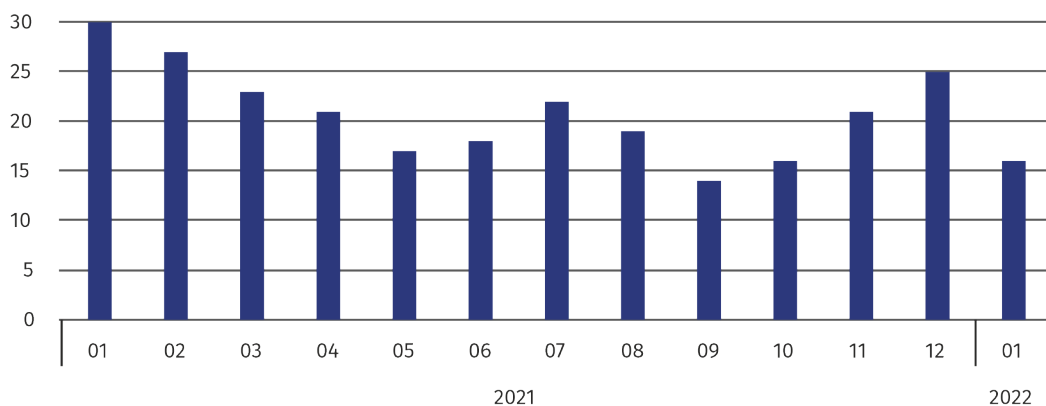
The number of persons registering for the first time amounted to 702 (a month before 639), which accounted for 35.2% of the total unemployed who registered in January 2022 and 24.6% of persons registering for the first time in the Voivodship. The share of persons terminated due to company reasons among unemployed persons registered in January 2022 amounted to 2.2% (4.9% in Mazowieckie Voivodship), 1.9% a month before and 5.0% a year before.

In January 2022, 1990 persons were removed from unemployment rolls (2422 in December 2021, and 1839 in January 2021, which accounted for 20.2% of unemployed persons removed from unemployment rolls in Mazowieckie Voivodship. Out of the unemployed removed from unemployment rolls, 1324 persons took up work. Moreover, 326 persons lost their status of the unemployed as a result of not confirming their readiness to take up work. The reason for removing from the register was also starting training or traineeship, acquisition of retirement rights of pre-retirement benefit, acquisition of pension rights, voluntarily gave up the status of the unemployed and other.

There were 21442 persons who were not entitled to the unemployment benefit, i.e. 88.8% of the total unemployed (20489 persons a year before, i.e. 81.9%). Whereas 2696 unemployed persons were entitled to the unemployment benefit.

At the end of January 2022, the number of registered unemployed persons was by 3.6% smaller than in the previous year, and the unemployment rate was by 0.1 pp lower

**Chart 2. Number of unemployed persons per job offer (as of end of month)**



In January 2022, there were 3679 job offers submitted to labour offices, which accounted for 22.3% of job offers in Mazowieckie Voivodship and at the end this month the labour offices had job offers for 1504 persons. At the end of January 2022 there were 16 persons per one job offer (25 a month before and 30 a year before), in Mazowieckie Voivodship 16 persons (26 in the previous month and 21 in the previous year) registered as unemployed.

In January 2022, there were 37.3% more job offers than a year before

**Wages and salaries**

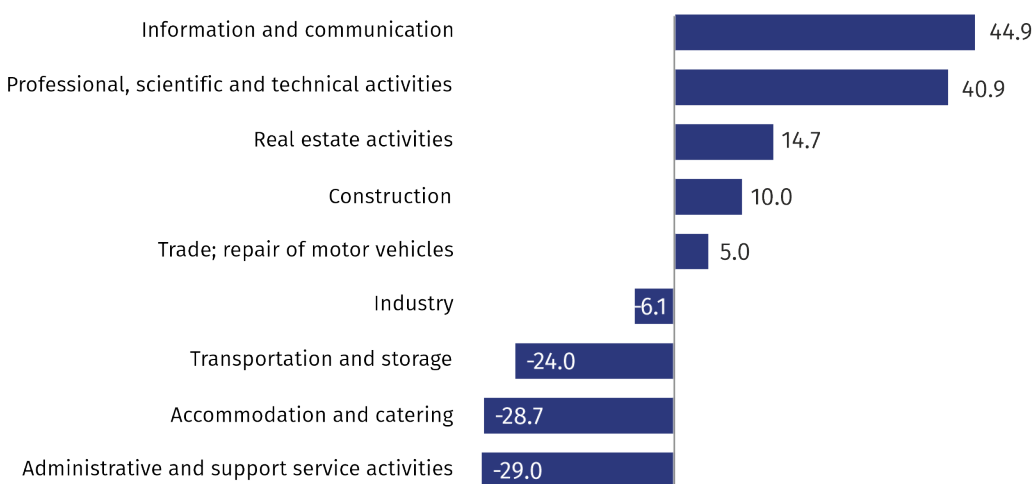
The average monthly gross wages and salaries in the enterprise sector in January 2022 amounted to PLN 7520.61 and were by 6.7% lower as compared to the previous month and by 8.2% higher than in the corresponding period of 2021.

Compared to December 2021, the decrease in the average gross wages and salaries was recorded in the following sections: real estate activities (by 12.0%), transportation and storage (by 9.4%), industry (by 8.3%), information and communication (by 8.2%), trade; repair of motor vehicles (by 6.4%), accommodation and catering (by 5.7%), construction (by 5.1%), professional, scientific and technical activities construction (by 4.9%).

Whereas the increase in gross wages and salaries occurred in the section of administrative and support service activities (by 2.3%).

Average monthly gross wages and salaries in the enterprise sector in January 2022 amounted to PLN 7520.61 and was by 8.2% higher than in January 2021

**Chart 3. Relative deviations (in %) of monthly gross wages and salaries in selected sections from average wages and salaries in enterprise sector in January 2022**



Compared to January 2021, an increase in the average gross wages and salaries was recorded in the sections: accommodation and catering (by 19.9%), real estate activities (by 13.4%), construction (by 12.3%), trade; repair of motor vehicles (by 10.7%), professional, scientific and technical activities (by 9.9%), administrative and support service activities (by 5.7%), industry (by 5.4%), transportation and storage (by 5.2%), information and communication (by 2.5%).

## Industry

Sold production of industry in January 2022 amounted (at current prices) to PLN 20443.5 million and was (at constant prices) larger as compared to the corresponding period of 2021 by 44.5%. As compared to January 2021, an increase by 12.6% was recorded in sold production in manufacturing.

Among divisions included in manufacturing, the sales increase was recorded, among others, in: manufacture of coke and refined petroleum products (by 75.7%), manufacture of beverages (by 59.1%), manufacture of furniture (by 56.3%), manufacture of other transport equipment (by 56.0%), manufacture of products of wood, cork, straw and wicker (by 52.4%), manufacture of pharmaceutical products (by 48.8%), repair and installation of machinery and equipment (by 35.4%), manufacture of chemicals and chemical products (by 31.8%), manufacture of computers, electronic and optical products (by 24.7%), manufacture of other non-metallic mineral products (by 16.5%), manufacture of rubber and plastic products (by 14.0%), manufacture of machinery and equipment n.e.c. (by 12.8%).

The decrease in sales was recorded, among others, in: printing and reproduction of recorded media (by 13.5%), manufacture of wearing apparel (by 11.9%).

Labour productivity in industry measured by production per employed person, in January 2022 amounted to PLN 107.9 thousand (at current prices) and was – at constant prices – by 42.6% higher than in the previous year.

## Construction

Sold production of construction in January 2022 amounted (at current prices) to PLN 3119.4 million and compared to December 2021 was smaller by 49.4%, and compared to the corresponding period of the previous year it increased by 21.9%.

Construction and assembly production in January 2022 reached PLN 710.9 million (at current prices) and accounted for 22.8% of sold production of construction. As compared to the previous month, construction and assembly production decreased by 50.3%, and compared to January 2021 it was larger by 21.2%.

The increase in production in relation to the corresponding period of 2021 occurred in units dealing with civil engineering (by 48.8%) and construction of buildings (by 7.8%), while the decrease in production was recorded in entities dealing with specialised construction activities (by 9.4%).

Labour productivity measured by production per employed person in construction in January 2022 amounted to PLN 60.6 thousand and was by 50.1% lower than a month before and by 21.0% higher than in January 2021.

## Trade

Retail sales in trade and non-trade enterprises in January 2022 (at current prices) were by 29.3% smaller than in December 2021 and by 24.8% higher compared to January 2021.

Compared to December 2021, there was a decrease in the sales of pharmaceuticals, cosmetics, orthopedic equipment (by 43.4%), sales of press, books, other sales in specialized stores (by 42.7%), other retail sales in non-specialized stores (by 41.7%), sales of furniture, electronics and household appliances (by 35.7%), sales of food, beverages and tobacco (by 33.1%), sales of textiles, clothing and footwear (by 30.4%), other sales (by 25.6%), sales of motor vehicles, motorcycles, parts (by 9.1%), sales of solid, liquid and gas fuels (by 8.1%), retail sales conducted by mail order houses (by 2.7%).

Compared to January 2021, there was an increase in other retail sales in non-specialized stores (by 181.4%), sales of textiles, clothing and footwear (by 156.2%), sales of pharmaceuticals, cosmetics, orthopedic equipment (by 59.5%), retail sales conducted by mail order houses (by 47.0%), sales of solid, liquid and gas fuels (by 42.0%), sales of press, books, other

Sold production in manufacturing (at constant prices) in January 2022 was by 12.6% larger than a year before

Construction and assembly production (at current prices) in January 2022 was by 21.2% larger than a year before

Retail sales (at current prices) in trade and non-trade enterprises in January 2022 were by 24.8% larger than in January 2021

sales in specialized stores (by 26.4%), other sales (by 13.6%), sales of furniture, electronics and household appliances (by 11.3%), sales of food, beverages and tobacco (by 10.4%).

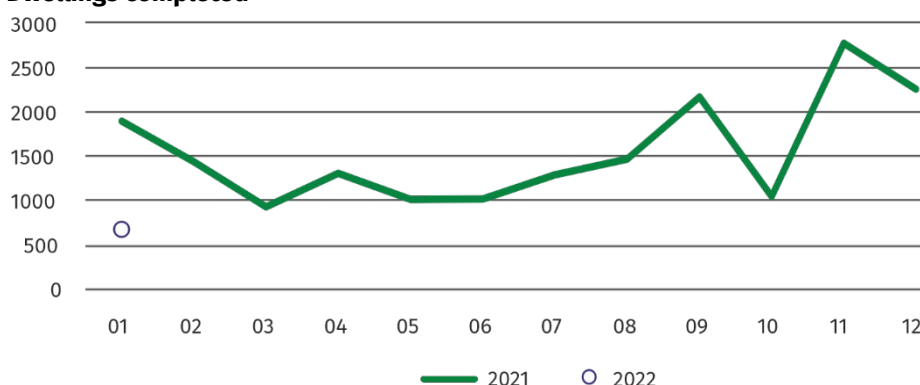
Whereas there was a decrease in the sales of motor vehicles, motorcycles, parts (by 21.1%).

Wholesale in trade enterprises in January 2022 (at current prices) was by 1.1% smaller as compared to the previous month and by 22.4% higher as compared to January 2021, and in wholesale enterprises it was higher by 2.1% and 28.9%, respectively.

### Housing construction<sup>1</sup>

According to preliminary data, 682 dwellings were completed in Warszawa in January 2022, (by 64.1% less than in the corresponding period of 2021), and in Mazowieckie Voivodship 2887 dwellings, i.e. by 26.1% less than in January 2021. The decrease in the number of dwellings completed was recorded in construction for sale or rent from 1850 to 622 dwellings, i.e. by 66.4%. Whereas an increase occurred in private construction from 51 to 60, i.e. by 17.6%.

**Chart 4. Dwellings completed**



In January 2022, the construction began in 743 dwellings (by 37.2% less than in the corresponding period of 2021), of which: 734 in construction for sale or rent, 9 in private construction.

In January 2022, the number of dwellings for which permits have been granted or which have been registered with a construction project amounted to 1509 (by 68.2% more than in the corresponding period of 2021), of which 32 dwellings in buildings built by private investors.

The average useful floor area of a dwelling completed in January 2022, amounted to 63.0 m<sup>2</sup> and increased by 0.4 m<sup>2</sup>. In private construction, the average useful floor area of dwellings amounted to 179.5 m<sup>2</sup> (by 1.8 m<sup>2</sup> more than in the corresponding period of 2021), in construction for sale or rent – 51.7 m<sup>2</sup> (by 7.6 m<sup>2</sup> fewer).

### Entities of the national economy<sup>2</sup>

At the end of January 2022, there were 500858 entities of the national economy registered in the REGON register in Warszawa, which accounted for 53.9% of the total in Mazowieckie Voivodship. Compared with December 2021, the number of entities of the national economy increased by 1788 (i.e. by 0.4%), and compared to January 2021 by 24464 (i.e. by 5.1%).

As of the end of January 2021, there were 226912 legal persons and organisational units without legal personality registered in the REGON register, of which 158237 commercial companies. The number of these entities increased compared to the previous month by 0.5% and 0.7%, whereas on an annual basis by 6.3% and 8.4%, respectively.

Wholesale (at current prices) in trade enterprises was by 22.4% higher than a year before

In January 2022, the construction began in 743 dwellings, i.e. by 37.2% less than in the corresponding period of the previous year

At the end of January 2022, the most numerous group of entities by kind of conducted activity represented units dealing with professional, scientific and technical activities

<sup>1</sup> Reporting data – may change after preparing quarterly reports.

<sup>2</sup> Applies to legal persons, organizational units without legal personality and natural persons conducting economic activity (excluding natural persons tending private farms in agriculture).

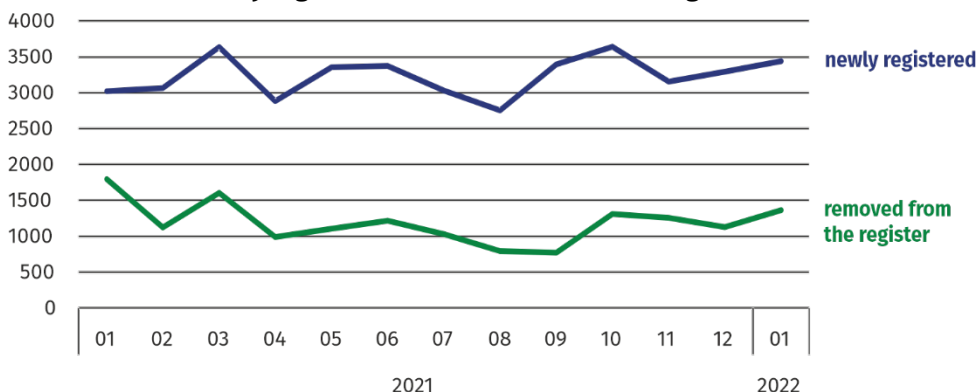
The number of registered natural persons conducting economic activity as of the end of January 2022 amounted to 273946 and compared to December 2021 it was higher by 0.2%, and compared to the corresponding period of the previous year increased by 4.2%.

In the capital city, in January 2022 the most numerous were entities dealing with professional, scientific and technical activities (19.5% of total registered units), retail sales and wholesale; trade; repair of motor vehicles, including motorcycles (18.1%), as well as information and communication (10.7%).

Compared to December 2021, the number of entities increased among others in the sections: electricity, gas, steam and air conditioning supply as well as information and communication (by 1.0% each), mining and quarrying and health care and social welfare (by 0.6% each), public administration and national defence; compulsory social security, water supply; sewerage and waste management and remediation activities as well administrative and support service activities (by 0.5% each).

In comparison with January 2021, the largest increase was recorded in the sections: electricity, gas, steam and air conditioning supply (by 24.2%), information and communication (by 11.7%), health care and social welfare (by 7.4%). Whereas a decrease in the number of entities was recorded in the section of mining and quarrying (by 1.4%).

**Chart 5. Entities newly registered and removed from the register**



In January 2022, 3439 new entities were entered into the REGON register, i.e. by 4.5% more than in the previous month. The newly registered entities were dominated by natural persons conducting economic activity – 2063 (by 23.2% more than in December 2021). The number of newly registered commercial companies was lower than in the previous month by 9.1%, including limited liability companies – lower by 7.1%.

In January 2022, 1362 entities were removed from the REGON register (compared to 1126 in the previous month), including 1058 natural persons conducting economic activity (by 17.8% more). The most units removed from the register were dealing with: professional, scientific and technical activities (22.5%), trade; repair of motor vehicles (by 17.7%), information and communication (10.0%).

As of the end of January 2022, 50238 entities had suspended activity in the REGON register (by 3.1% more than a month before). The vast majority were natural persons conducting economic activity (85.6%).

In the case of quoting data from Statistics Poland, please provide information: "Source of data – Statistics Poland", and in the case of publishing calculations made on data published by Statistics Poland, please provide information: "Own study based on Statistics Poland data".

In January 2022, the number of newly registered entities was 4.5% higher than a month earlier, and the number of suspended activities increased by 3.1%

**Table 1. Selected data on Warszawa**

SPECIFICATION		01	02	03	04	05	06	07	08	09	10	11	12
Registered unemployment (in thousands; as of end of the period)	2021	25,0	25,9	26,5	26,8	26,8	26,4	26,2	26,1	25,7	25,1	24,6	24,1
	2022	24,1											
Unemployment rate (in %; as of end of the period)	2021	1,9	1,9	2,0	2,0	2,0	2,0	1,9	1,9	1,9	1,9	1,8	1,8
	2022	1,8											
Job offers (during the month)	2021	2680	2419	2830	2977	3342	3066	3125	3197	3762	4352	3225	3196
	2022	3679											
Number of unemployed persons per job offer (as of end of the period)	2021	30	27	23	21	17	18	22	19	14	16	21	25
	2022	16											
Average employment in the enterprise sector <sup>a</sup> (in thousands persons)	2021	1091,9	1089,7	1086,1	1081,4	1082,7	1087,6	1087,8	1087,0	1088,6	1088,8	1092,8	1097,4
	2022	1110,8											
previous month=100	2021	99,8	99,8	99,7	99,6	100,1	100,5	100,0	99,9	100,1	100,0	100,4	100,4
	2022	101,2											
corresponding month of previous year =100	2021	99,3	99,2	99,3	101,1	102,0	101,5	101,0	100,4	100,2	100,0	100,1	100,3
	2022	101,7											
Average monthly gross wages and salaries in the enterprises sector <sup>a</sup> (in PLN)	2021	6948,56	6854,54	7621,58	7305,26	6949,29	7051,09	7121,16	7046,23	7106,83	7395,46	7249,21	8058,27
	2022	7520,61											
previous month=100	2021	98,5	98,6	111,2	95,8	95,1	101,5	101,0	98,9	100,9	104,1	98,0	111,2
	2022	93,3											
corresponding month of previous year =100	2021	104,2	103,1	105,6	108,1	107,5	108,4	107,5	107,7	108,4	107,3	109,7	114,2
	2022	108,2											
Dwellings completed (since the beginning of the year)	2021	1901	3342	4273	5585	6604	7625	8919	10391	12567	13620	16401	18664
	2022	682											
corresponding period of previous year =100	2021	199,3	128,1	104,8	98,6	92,6	85,1	72,6	76,3	74,4	72,5	78,2	79,3
	2022	35,9											
Sold production of industry <sup>a</sup> (at constant prices):													
corresponding month of previous year =100	2021	99,0	105,3	107,1	111,0	106,8	102,5	101,8	105,5	103,9	118,6	126,4	136,9
	2022	144,5											

<sup>a</sup> In enterprises employing more than 9 persons.

**Table 1. Selected data on Warszawa (cont.)**

SPECIFICATION		01	02	03	04	05	06	07	08	09	10	11	12
Construction and assembly production <sup>a</sup> (at current prices):													
previous month=100	2021	39,2	111,1	135,4	100,0	113,9	108,7	92,8	107,8	110,8	105,0	106,1	105,9
	2022	49,7											
corresponding month of previous year =100	2021	88,7	77,7	92,2	98,9	104,9	106,1	107,4	113,4	110,9	120,3	118,9	95,6
	2022	121,2											
Retail sales of goods <sup>a</sup> (at current prices):													
previous month=100	2021	65,8	110,5	112,6	83,9	129,1	103,4	100,7	98,0	98,8	103,2	105,6	119,0
	2022	70,7											
corresponding month of previous year =100	2021	87,8	102,1	128,5	125,2	123,3	115,2	111,4	110,8	112,7	113,8	124,2	116,1
	2022	124,8											
Turnover profitability rate in enterprises <sup>b</sup> :													
gross (in %)	2021	.	.	8,1	.	.	7,2	.	.	7,6	.	.	.
	2022	.											
net (in %)	2021	.	.	6,7	.	.	6,0	.	.	6,2	.	.	.
	2022	.											
Entities of the national economy <sup>c</sup> (as of end of the period)	2021	476394	478277	480193	482039	484281	486377	488319	490226	492737	495082	496992	499070
	2022	500858											
of which commercial companies	2021	145941	146684	147485	148449	149587	150557	151301	152251	153386	154783	155817	157181
	2022	158237											
of which with foreign capital participation	2021	28207	28296	28380	28516	28666	28791	28897	29135	29326	29561	29719	29973
	2022	30079											

a In enterprises employing more than 9 persons. b In which the number of employees exceeds 49, excluding enterprises of agriculture, forestry and fishing as well as financial and insurance activities; the data are published cumulatively. c In the REGON register, excluding persons tending private farms in agriculture.

Note. The following symbols were used in the table: (.) data not available, classified data (statistical confidentiality) or providing data impossible or purposeless, sign \* data were changed in relation to the previously published.



Prepared by:  
**Statistical Office in Warszawa**  
**Director Zofia Kozłowska**  
Tel.: (+48 22) 464 23 15

Issued by:  
**Statistical Information Centre**  
**Marcin Kałuski**  
Tel.: (+48 22) 464 20 91

#### Press office

Tel.: (+48 22) 464 20 91

e-mail: [m.kaluski@stat.gov.pl](mailto:m.kaluski@stat.gov.pl)

-  [warszawa.stat.gov.pl/en/](http://warszawa.stat.gov.pl/en/)
-  [@Warszawa\\_STAT](https://twitter.com/Warszawa_STAT)
-  [@UrzadStatystycznywWarszawie](https://www.facebook.com/@UrzadStatystycznywWarszawie)
-  [gus\\_stat](https://www.instagram.com/gus_stat)
-  [glownyurządstatystycznygus](https://www.youtube.com/glownyurządstatystycznygus)
-  [glownyurządstatystyczny](https://www.linkedin.com/glownyurządstatystyczny)

#### Related information

[Communication and Announcements](#)

#### Data available in databases

[Local Data Bank → Labour market](#)

#### Terms used in official statistics

[Registered unemployed persons](#)

[Registered unemployment rate](#)

[Average paid employment](#)

[Average monthly gross wages and salaries](#)

[Dwellings completed](#)

[Gross turnover profitability indicator](#)

[Net turnover profitability indicator](#)

