

Statistics of Warszawa No. 12/2021

31 January 2022

↑ 136.9

Dynamics of sold production of industry y/y

In December 2021, there was an increase in the average employment and a decrease in the number of unemployed persons compared to the corresponding period of previous year. Sold production of industry was higher and construction and assembly production was lower than in the previous year. There was an increase in retail sales and wholesale. December was also characterized by a lower number of dwellings completed than in the previous year and a higher number of permits issued and dwellings in which construction has begun.

Average paid employment

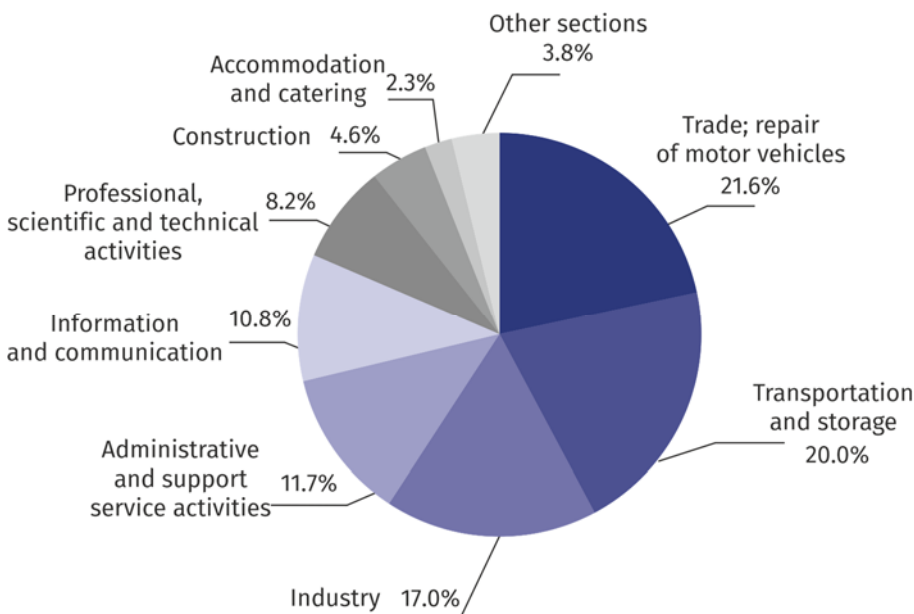
Average paid employment in the enterprise sector in December 2021 amounted to 1097.4 thousand persons and was by 4.6 thousand persons, i.e. by 0.4% higher than in November 2021 and by 3.5 thousand persons, i.e. by 0.3% higher than in December 2020.

Compared to November 2021, an increase in the average employment was recorded in the following sections: administrative and support service activities (by 2.5%), professional, scientific and technical activities (by 0.9%), accommodation and catering (by 0.7%), information and communication (by 0.5%), trade; repair of motor vehicles (by 0.4%), construction (by 0.2%), industry (by 0.1%).

Whereas a decrease in the average employment was recorded in the following sections: transportation and storage (by 0.6%) and real estate activities (by 0.1%).

Average paid employment in the enterprise sector in December 2021 was by 0.3% higher than a year before

Chart 1. Structure of average paid employment by PKD (NACE Rev.2) sections in December 2021



As compared to December 2020, an increase in the average employment was recorded in the sections: information and communication (by 6.6%), professional, scientific and technical activities (by 3.7%), accommodation and catering (by 0.7%), trade; repair of motor vehicles (by 0.3%).

A decrease in the average employment was recorded in the sections: transportation and storage (by 2.3%), administrative and support service activities (by 2.2%), real estate activities (by 1.6%), construction (by 0.2%).

Registered unemployment

At the end of December 2021, the number of registered unemployed persons amounted to 24132 and was by 503 persons, i.e. by 2.0% smaller than at the end of November 2021 and by 271 persons, i.e. by 1.1% smaller than in the corresponding period of 2020.

The number of registered unemployed women amounted to 11605, which accounted for 48.1% of the total unemployed (48.3% a month and 49.2% a year before) and 17.8% of unemployed women in Mazowieckie Voivodship. As compared to November 2021, the number of unemployed women decreased by 292 persons, i.e. by 2.5% and compared to December 2020 decreased by 396 persons, i.e. by 3.3%.

The registered unemployment rate amounted to 1.8% (as in the previous month and in the previous year), the average in Mazowieckie Voivodship was 4.6% (as a month before, and 5.2% a year before), while the national average was 5.4% (as a month before and 6.3% a year before).

In December 2021, there were 1919 unemployed persons registered in labour offices (2079 in November 2021, and 2452 in December 2020). Registered unemployed persons accounted for 16.1% of the total registered unemployed in the Voivodship.

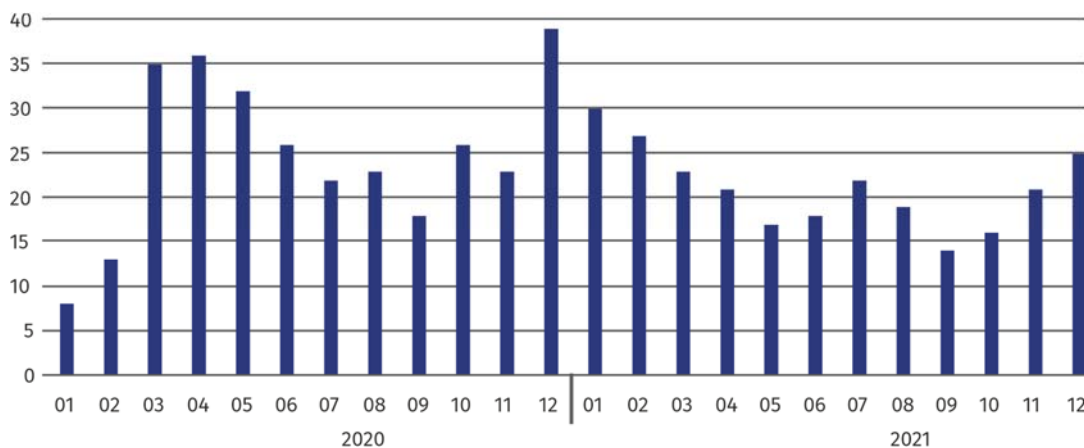
The number of persons registering for the first time amounted to 639 (a month before 658), which accounted for 33.3% of the total unemployed who registered in December 2021 and 30.8% of persons registering for the first time in the Voivodship. The share of persons terminated due to company reasons among unemployed persons registered in December 2021 amounted to 1.9% (4.1% in Mazowieckie Voivodship), 1.4% a month before and 3.1% a year before.

In December 2021, 2422 persons were removed from unemployment rolls (2494 in November 2021, and 2121 in December 2020), which accounted for 19.2% of unemployed persons removed from unemployment rolls in Mazowieckie Voivodship. Out of the unemployed removed from unemployment rolls, 1581 persons took up work. Moreover, 496 persons lost their status of the unemployed as a result of not confirming their readiness to take up work. The reason for removing from the register was also starting training or traineeship, acquisition of retirement rights of pre-retirement benefit, acquisition of pension rights, voluntarily gave up the status of the unemployed and other.

There were 21351 persons who were not entitled to the unemployment benefit, i.e. 88.5% of the total unemployed (20069 persons a year before, i.e. 82.2%). Whereas 2781 unemployed persons were entitled to the unemployment benefit.

At the end of December 2021, the number of registered unemployed persons was by 1.1% smaller than in the previous year, and the unemployment rate was at the same level

Chart 2. Number of unemployed persons per job offer (as of end of month)



In December 2021, there were 3196 job offers submitted to labour offices, which accounted for 24.1% of job offers in Mazowieckie Voivodship and at the end this month the labour offices had job offers for 947 persons. At the end of November 2021 there were 25 persons per one job offer

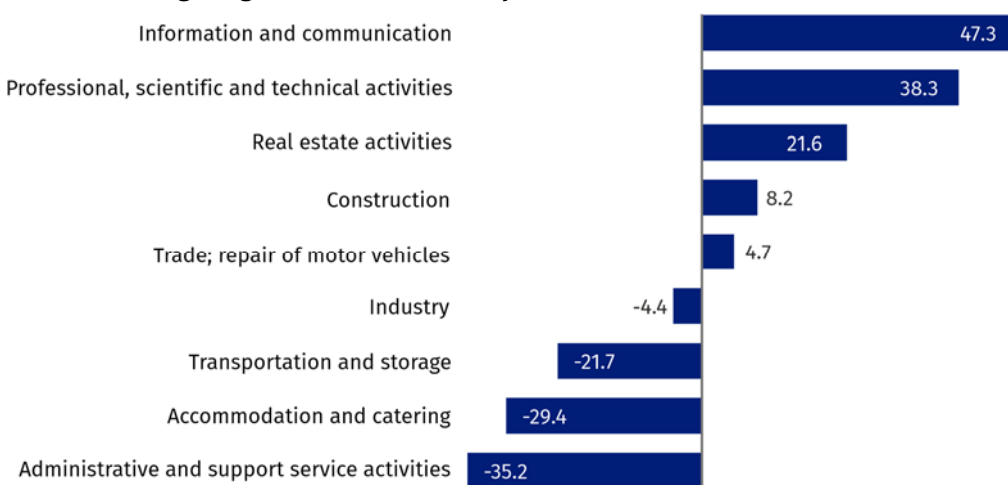
(21 a month before and 39 a year before), in Mazowieckie Voivodship 26 persons (14 in the previous month and 39 in the previous year) registered as unemployed.

Wages and salaries

The average monthly gross wages and salaries in the enterprise sector in December 2021 amounted to PLN 8058.27 and were by 11.2% higher as compared to the previous month and by 14.2% higher than in the corresponding period of 2020.

Compared to November 2021, the increase in the average gross wages and salaries was recorded in the following sections: real estate activities (by 22.6%), trade; repair of motor vehicles (by 16.3%), information and communication (by 14.0%), professional, scientific and technical activities construction (by 12.7%), industry (by 8.5%), construction (by 8.3%), administrative and support service activities (by 6.9%), accommodation and catering (by 5.9%), transportation and storage (by 4.6%).

Chart 3. Relative deviations (in %) of monthly gross wages and salaries in selected sections from average wages and salaries in enterprise sector in December 2021



Compared to December 2020, an increase in the average gross wages and salaries was recorded in the sections: accommodation and catering (by 27.6%), information and communication (by 16.4%), professional, scientific and technical activities (by 14.9%), trade; repair of motor vehicles and transportation and storage (by 13.7% each), administrative and support service activities (by 13.0%), industry (by 12.4%), construction (by 6.3%), real estate activities (by 4.2%).

Industry

Sold production of industry in December 2021 amounted (at current prices) to PLN 21052.5 million and was (at constant prices) larger as compared to the corresponding period of 2020 by 36.9%. As compared to December 2020, an increase by 11.3% was recorded in sold production in manufacturing.

In the period January-December 2021, sold production of industry amounted to PLN 171647.5 million (at current prices) and was (at constant prices) higher by 13.5% than in the corresponding period of 2020. There was a production increase in manufacturing by 8.1%.

Among divisions included in manufacturing, the sales increase was recorded, among others, in: manufacture of products of wood, cork, straw and wicker (by 49.0%), manufacture of motor vehicles, trailers and semi-trailers (by 42.6%), repair and installation of machinery and equipment (by 39.2%), manufacture of textiles (by 32.8%), manufacture of coke and refined petroleum products (by 27.5%), manufacture of other transport equipment (by 26.1%), other manufacturing (by 25.5%), manufacture of beverages (by 24.1%), manufacture of wearing apparel (by 22.2%), manufacture of electrical equipment (by 20.0%), manufacture of furniture (by 17.1%), manufacture of metal products (by 14.1%), manufacture of other non-metallic mineral products (by 12.6%).

The decrease in sales was recorded, among others, in: manufacture of pharmaceutical products (by 12.3%), manufacture of machinery and equipment n.e.c. (by 4.6%), manufacture of food products (by 4.2%).

Average monthly gross wages and salaries in the enterprise sector in December 2021 amounted to PLN 8058.27 and was by 14.2% higher than in December 2020

In December 2021, there were 22.6% more job offers than a year before

Sold production in manufacturing (at constant prices) in December 2021 was by 11.3% larger than a year before

Labour productivity in construction measured by production per employed person, in January-December 2021 amounted to PLN 923.9 thousand (at current prices) and was – at constant prices – by 14.2% higher than in the previous year.

Construction

Sold production of construction in December 2021 amounted (at current prices) to PLN 6161.1 million and compared to November 2021 was larger by 22.4%, and compared to the corresponding period of the previous year it increased by 16.4%.

In the period January-December 2021, sold production of construction reached PLN 56768.4 million, i.e. by 9.0% larger than in the corresponding period of 2020.

Construction and assembly production in December 2021 reached PLN 1431.2 million (at current prices) and accounted for 23.2% of sold production of construction. As compared to the previous month, construction and assembly production increased by 5.9%, and compared to December 2020 it was smaller by 4.4%.

In the period January-December 2021, construction and assembly production was at the level of PLN 13341.2 million and accounted for 23.5% of sold production of construction (24.8% a year before). Compared to the corresponding period of previous year construction and assembly production was larger by 3.3%.

The increase in production in relation to the corresponding period of 2020 occurred in units dealing with specialised construction activities (by 12.2%) and civil engineering (by 6.9%), while the decrease in production was recorded in entities dealing with construction of buildings (by 11.1%).

Labour productivity measured by production per employed person in construction in December 2021 amounted to PLN 121.6 thousand and was by 22.2% higher than a month before and by 16.6% higher than in December 2020.

Trade

Retail sales in trade and non-trade enterprises in December 2021 (at current prices) were by 19.0% larger than in November 2021 and by 16.1% higher compared to December 2020.

Compared to November 2021, there was an increase in the sales of press, books, other sales in specialized stores (by 52.8%), sales of food, beverages and tobacco (by 38.9%), sales of pharmaceuticals, cosmetics, orthopedic equipment (by 35.7%), sales textiles, clothing and footwear (by 18.8%), sales of furniture, electronics and household appliances (by 17.4%), other retail sales in non-specialized stores (by 13.9%), other sales (by 10.9%), retail sales conducted by mail order houses (by 6.8%) sales of motor vehicles, motorcycles, parts (by 4.7%).

Whereas there was a decrease in the sales of solid, liquid and gas fuels (by 1.2%).

Compared to December 2020, there was an increase in the sales of solid, liquid and gas fuels (by 56.1%), other retail sales in non-specialized stores (by 45.5%), sales of textiles, clothing and footwear (by 24.6%), sales of pharmaceuticals, cosmetics, orthopedic equipment (by 22.9%), other sales (by 21.4%), sales of press, books, other sales in specialized stores (by 19.9%), sales of food, beverages and tobacco (by 10.7%), sales of furniture, electronics and household appliances (by 9.8%).

Whereas there was a decrease in the sales of motor vehicles, motorcycles, parts (by 20.0%), retail sales conducted by mail order houses (by 11.1%).

In the period January-December 2021, retail sales increased by 13.5% compared to the corresponding period of 2020.

Wholesale in trade enterprises in December 2021 (at current prices) was by 5.0% smaller as compared to the previous month and by 14.7% higher as compared to December 2020, and in wholesale enterprises it was lower by 6.4% and higher by 17.0%, respectively.

In the period January-December 2021, trade units realised wholesale by 15.6% larger than in the previous year, while wholesale enterprises by 14.6% higher.

Construction and assembly production (at current prices) in December 2021 was by 4.4% smaller than a year before

Retail sales (at current prices) in trade and non-trade enterprises in December 2021 were by 16.1% larger than in December 2020

Wholesale (at current prices) in trade enterprises was by 14.7% higher than a year before

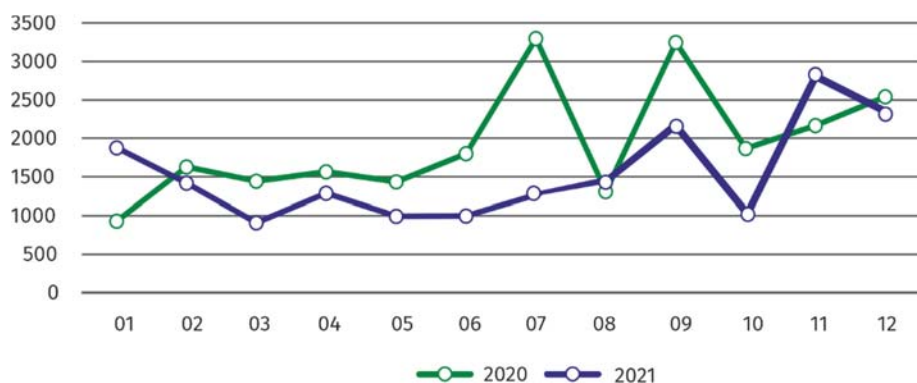
Housing construction¹

According to preliminary data, 2263 dwellings were completed in Warszawa in December 2021, i.e. by 11.8% less than in the previous year.

In the period January-December 2021, 18664 dwellings were completed (by 20.7% less than in the corresponding period of 2020), and in Mazowieckie Voivodship 44553 dwellings, i.e. by 4.5% less than in January-December 2020. The decrease in the number of dwellings completed was recorded in construction for sale or rent from 22636 to 17842 dwellings, i.e. by 21.2% less.

Whereas an increase occurred in municipal construction from 100 to 156, i.e. by 56.0% more, in private construction from 552 to 666, i.e. by 20.7% more.

Chart 4. Dwellings completed



In December 2021, the construction began in 1000 dwellings, i.e. 7.0% more than in December 2020.

In January-December 2021, the construction began in 18020 dwellings (by 18.1% more than in the corresponding period of 2020), of which: 16977 in construction for sale or rent, 926 in private construction, 117 in cooperative construction.

The number of dwellings for which permits have been issued or for which have been registered with a construction project in December 2021 amounted to 2872 and was by 59.9% higher than the year before.

In January-December 2021, the number of dwellings for which permits have been granted or which have been registered with a construction project amounted to 19598 (by 32.3% more than in the corresponding period of 2020), of which 842 dwellings in buildings built by private investors.

The average useful floor area of a dwelling completed in January-December 2021, amounted to 63.1 m² and increased compared to the corresponding period of 2020 by 3.8 m². In private construction, the average useful floor area of dwellings amounted to 188.5 m² (by 15.7 m² fewer than in the corresponding period of 2020), in construction for sale or rent – 58.7 m² (by 2.7 m² more), in municipal construction – 38.5 m² (by 6.0 m² fewer).

Entities of the national economy²

At the end of December 2021, there were 499070 entities of the national economy registered in the REGON register in Warszawa, which accounted for 53.8% of the total in Mazowieckie Voivodship. Compared with November 2021, the number of entities of the national economy increased by 2078 (i.e. by 0.4%), and compared to December 2020 increased by 23783 (i.e. by 5.0%).

As of the end of December 2021, there were 225805 legal persons and organisational units without legal personality registered in the REGON register, of which 157181 commercial companies. The number of these entities increased compared to the previous month by 0.6% and 0.9%, whereas on an annual basis by 6.0% and 8.0%, respectively.

In January-December 2021, the construction began in 18020 dwellings, i.e. by 18.1% more than in the corresponding period of the previous year

At the end of December 2021, the most numerous group of entities by kind of conducted activity represented units dealing with professional, scientific and technical activities

¹ Reporting data – may change after preparing quarterly reports.

² Applies to legal persons, organizational units without legal personality and natural persons conducting economic activity (excluding natural persons tending private farms in agriculture).

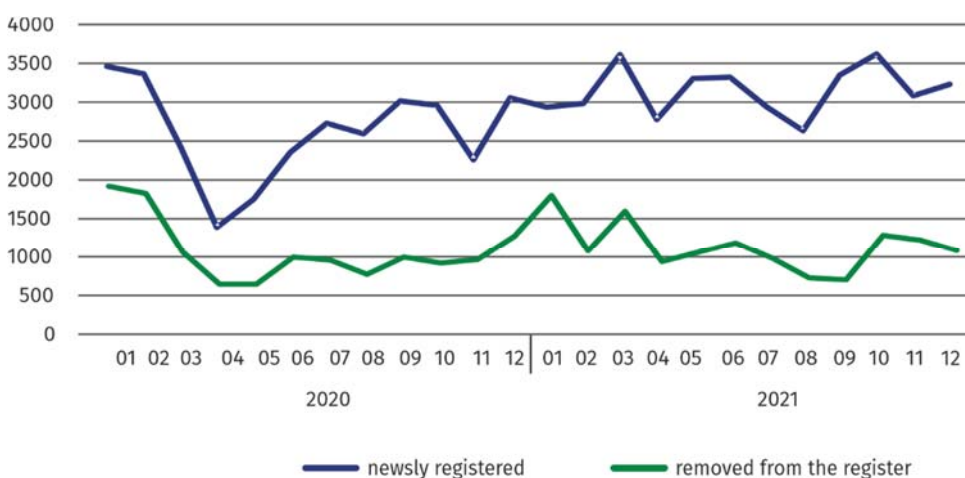
The number of registered natural persons conducting economic activity as of the end of December 2021 amounted to 273265 and compared to November 2021 it was higher by 0.2%, and compared to the corresponding period of the previous year increased by 4.2%.

In the capital city, in December 2021 the most numerous were entities dealing with professional, scientific and technical activities (19.5% of total registered units), trade; repair of motor vehicles (18.1%), information and communication (10.6%).

Compared to November 2021, the number of entities increased among others in the sections: agriculture, forestry and fishing (by 1.8%), electricity, gas, steam and air conditioning supply (by 1.5%), information and communication (by 1.0%), administrative and support service activities (by 0.8%), health care and social welfare (by 0.5%). However, there was a decrease in the number of entities in the section of mining and quarrying (by 0.3%).

In comparison with December 2020, the largest increase was recorded in the sections: electricity, gas, steam and air conditioning supply (by 24.1%), information and communication (by 11.3%), health care and social welfare (by 7.3%), accommodation and catering (by 6.4%). Whereas a decrease in the number of entities was recorded in the section of mining and quarrying (by 2.7%).

Chart 5. Entities newly registered and removed from the register



In December 2021, the number of newly registered entities was 4.2% higher than a month earlier, and the number of suspended activities increased by 0.6%

In December 2021, 3291 new entities were entered into the REGON register, i.e. by 4.2% more than in the previous month. The newly registered entities were dominated by natural persons conducting economic activity – 1674 (by 7.4% less than in November 2021). The number of newly registered commercial companies was lower than in the previous month by 14.9%, including limited liability companies – by 9.8%.

In December 2021, 1126 entities were removed from the REGON register (compared to 1255 in the previous month), including 898 natural persons conducting economic activity (by 13.7% less). The most units removed from the register were dealing with: trade; repair of motor vehicles (19.3%), trade; repair of motor vehicles (by 17.4%), information and communication (11.1%).

As of the end of December 2021, 48713 entities had suspended activity in the REGON register (by 0.6% more than a month before). The vast majority were natural persons conducting economic activity (85.4%).

In the case of quoting data from Statistics Poland, please provide information: "Source of data – Statistics Poland", and in the case of publishing calculations made on data published by Statistics Poland, please provide information: "Own study based on Statistics Poland data".

Table 1. Selected data on Warszawa

SPECIFICATION		01	02	03	04	05	06	07	08	09	10	11	12
Registered unemployment (in thousands; as of end of the period)	2020	18,0	18,0	17,9	19,0	21,0	22,6	23,5	24,2	24,4	24,5	24,1	24,4
	2021	25,0	25,9	26,5	26,8	26,8	26,4	26,2	26,1	25,7	25,1	24,6	24,1
Unemployment rate (in %; as of end of the period)	2020	1,3	1,3	1,3	1,4	1,6	1,7	1,7	1,8	1,8	1,8	1,8	1,8
	2021	1,9	1,9	2,0	2,0	2,0	2,0	1,9	1,9	1,9	1,9	1,8	1,8
Job offers (during the month)	2020	4199	3148	2740	1563	1848	2281	2848	2198	3224	3113	2971	2607
	2021	2680	2419	2830	2977	3342	3066	3125	3197	3762	4352	3225	3196
Number of unemployed persons per job offer (as of end of the period)	2020	8	13	35	36	32	26	22	23	18	26	23	39
	2021	30	27	23	21	17	18	22	19	14	16	21	25
Average employment in the enterprise sector ^a (in thousands persons)	2020	1099,9	1098,3	1094,2	1070,1	1061,1	1071,5	1076,8	1083,0	1086,9	1088,4	1091,2	1093,9
	2021	1091,9	1089,7	1086,1	1081,4	1082,7	1087,6	1087,8	1087,0	1088,6	1088,8	1092,8	1097,4
previous month=100	2020	100,5	99,9	99,6	97,8	99,2	101,0	100,5	100,6	100,4	100,1	100,3	100,3
	2021	99,8	99,8	99,7	99,6	100,1	100,5	100,0	99,9	100,1	100,0	100,4	100,4
corresponding month of previous year =100	2020	101,5	101,9	101,3	99,0	98,3	99,3	99,4	99,8	100,4	100,3	100,1	99,9
	2021	99,3	99,2	99,3	101,1	102,0	101,5	101,0	100,4	100,2	100,0	100,1	100,3
Average monthly gross wages and salaries in the enterprises sector ^a (in PLN)	2020	6669,32	6645,97	7216,13	6759,21	6465,54	6506,31	6626,68	6540,32	6555,49	6891,68	6608,42	7056,38
	2021	6948,56	6854,54	7621,58	7305,26	6949,29	7051,09	7121,16	7046,23	7106,83	7395,46	7249,21	8058,27
previous month=100	2020	98,6	99,6	108,6	93,7	95,7	100,6	101,9	98,7	100,2	105,1	95,9	106,8
	2021	98,5	98,6	111,2	95,8	95,1	101,5	101,0	98,9	100,9	104,1	98,0	111,2
corresponding month of previous year =100	2020	106,3	105,9	105,9	96,7	101,5	101,4	103,7	102,8	103,4	103,1	102,4	104,3
	2021	104,2	103,1	105,6	108,1	107,5	108,4	107,5	107,7	108,4	107,3	109,7	114,2
Dwellings completed (since the beginning of the year)	2020	954	2609	4078	5667	7128	8956	12284	13617	16893	18785	20977	23543
	2021	1901	3342	4273	5585	6604	7625	8919	10391	12567	13620	16401	18664
corresponding period of previous year =100	2020	58,5	72,9	84,9	88,6	88,5	95,1	110,4	101,8	111,4	109,1	105,0	109,0
	2021	199,3	128,1	104,8	98,6	92,6	85,1	72,6	76,3	74,4	72,5	78,2	79,3
Sold production of industry ^a (at constant prices):													
corresponding month of previous year =100	2020	101,8	108,4	108,5	94,9	106,1	119,4	110,2	106,4	112,3	102,2	97,0	108,1
	2021	99,0	105,3	107,1	111,0	106,8	102,5	101,8	105,5	103,9	118,6	126,4	136,9

^a In enterprises employing more than 9 persons.

Table 1. Selected data on Warszawa (cont.)


SPECIFICATION		01	02	03	04	05	06	07	08	09	10	11	12
Construction and assembly production ^a (at current prices):													
previous month=100	2020	47,8	127,0	114,1	93,3	107,4	107,5	91,7	102,1	113,3	96,7	107,4	131,7
	2021	39,2	111,1	135,4	100,0	113,9	108,7	92,8	107,8	110,8	105,0	106,1	105,9
corresponding month of previous year =100	2020	98,3	85,1	80,3	82,3	79,2	81,9	66,4	62,4	86,6	81,3	92,0	108,2
	2021	88,7	77,7	92,2	98,9	104,9	106,1	107,4	113,4	110,9	120,3	118,9	95,6
Retail sales of goods ^a (at current prices):													
previous month=100	2020	72,2	94,9	89,5	86,1	131,1	110,7	104,2	98,5	97,2	102,1	96,8	127,4
	2021	65,8	110,5	112,6	83,9	129,1	103,4	100,7	98,0	98,8	103,2	105,6	119,0
corresponding month of previous year =100	2020	105,5	107,9	81,5	68,1	90,8	96,7	100,8	101,5	100,4	97,6	90,5	96,3
	2021	87,8	102,1	128,5	125,2	123,3	115,2	111,4	110,8	112,7	113,8	124,2	116,1
Turnover profitability rate in enterprises ^b :													
gross (in %)	2020	.	.	3,0	.	.	5,8	.	.	5,7	.	.	5,4
	2021	.	.	8,1	.	.	7,2	.	.	7,6	.	.	.
net (in %)	2020	.	.	2,1	.	.	4,6	.	.	4,6	.	.	4,3
	2021	.	.	6,7	.	.	6,0	.	.	6,2	.	.	.
Entities of the national economy ^c (as of end of the period)	2020	457998	459714	461238	462115	463276	464637	466492	468221	470229	472215	473552	475287
	2021	476394	478277	480193	482039	484281	486377	488319	490226	492737	495082	496992	499070
of which commercial companies	2020	136910	137971	138794	139439	139992	140588	141390	142226	143077	143782	144567	145501
	2021	145941	146684	147485	148449	149587	150557	151301	152251	153386	154783	155817	157181
of which with foreign capital participation	2020	27025	27168	27285	27436	27526	27563	27635	27752	27859	27940	28058	28236
	2021	28207	28296	28380	28516	28666	28791	28897	29135	29326	29561	29719	29973


a In enterprises employing more than 9 persons. b In which the number of employees exceeds 49, excluding enterprises of agriculture, forestry and fishing as well as financial and insurance activities; the data are published cumulatively. c In the REGON register, excluding persons tending private farms in agriculture.


N o t e. The following symbols were used in the table: (.)data not available, classified data (statistical confidentiality) or providing data impossible or purposeless, sign * data were changed in relation to the previously published.

Prepared by:
Statistical Office in Warszawa
Director Zofia Kozłowska
Tel.: (+48 22) 464 23 15

Issued by:
Statistical Information Centre
Marcin Kałuski
Tel.: (+48 22) 464 20 91

 warszawa.stat.gov.pl/en/

 [@Warszawa_STAT](https://twitter.com/Warszawa_STAT)

 [@UrządStatystycznywWarszawie](https://www.facebook.com/UrządStatystycznywWarszawie)

Related information

[Communication and Announcements](#)

Data available in databases

[Local Data Bank → Labour market](#)

Terms used in official statistics

[Registered unemployed persons](#)

[Registered unemployment rate](#)

[Average paid employment](#)

[Average monthly gross wages and salaries](#)

[Dwellings completed](#)

[Gross turnover profitability indicator](#)

[Net turnover profitability indicator](#)

Evaluate
the study 