

Statistics of Warszawa No. 9/2021

28 October 2021

↓ 66.0

Dynamics of the number of dwellings in which construction has begun y/y

In September 2021, there was an increase in the average employment and a decrease in the number of unemployed persons compared to the corresponding period of previous year. Sold production of industry and construction and assembly production were higher than in the previous year. Retail sales and wholesale increased as well. September was also characterized by a lower number of dwellings completed than in the previous year as well as permits issued and dwellings in which construction has begun.

Average employment

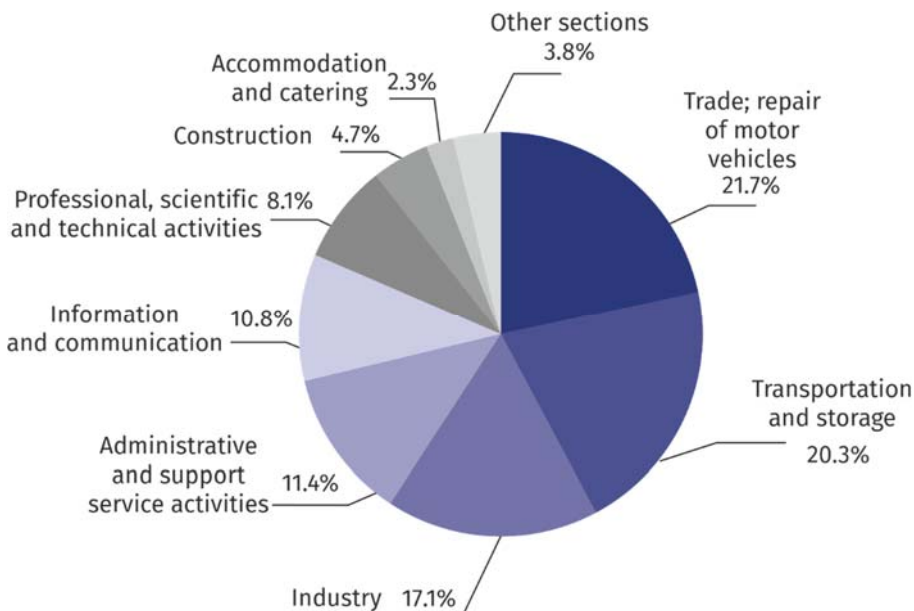
Average employment in the enterprise sector in September 2021 amounted to 1088.6 thousand persons and was by 1.6 thousand, i.e. by 0.1% higher than in August 2021 and by 1.7 thousand persons, i.e. by 0.2% higher than in September 2020.

Compared to August 2021, an increase in the average employment was recorded in the following sections: professional, scientific and technical activities (by 2.3%), information and communication (by 1.3%), real estate activities (by 0.1%).

Whereas a decrease in the average employment was recorded in the following sections: accommodation and catering (by 2.2%), construction and industry (by 0.3% each), transportation and storage (by 0.2%), administrative and support service activities (by 0.1%).

Average employment in the enterprise sector in September 2021 was by 0.2% higher than a year before

Chart 1. Structure of average employment by PKD (NACE Rev.2) sections in September 2021



As compared to September 2020, an increase in the average employment was recorded in the sections: information and communication (by 5.9%), administrative and support service activities (by 4.0%), professional, scientific and technical activities (by 1.6%).

A decrease in the average employment was recorded in the sections: accommodation and catering (by 7.1%), transportation and storage (by 2.8%), real estate activities (by 2.6%), construction and industry (by 0.7% each), trade; repair of motor vehicles (by 0.2%).

Registered unemployment

At the end of September 2021, the number of registered unemployed persons amounted to 25707 and was by 344 persons, i.e. by 1.3% smaller than at the end of August 2021 and by 1282 persons, i.e. by 5.2% larger than in the corresponding period of 2020.

The number of registered unemployed women amounted to 12407, which accounted for 48.3% of the total unemployed (48.8% a month and a year before) and 18.0% of unemployed women in Mazowieckie Voivodship. As compared to August 2021, the number of unemployed women decreased by 313 persons, i.e. by 2.5% and compared to September 2020 increased by 495 persons, i.e. by 4.2%.

The registered unemployment rate amounted to 1.9% (as in the previous month, and 1.8% in the previous year), the average in Mazowieckie Voivodship was 4.8% (4.9% a month before, and 5.1% a year before), while the national average was 5.6% (5.8% a month and 6.1% a year before).

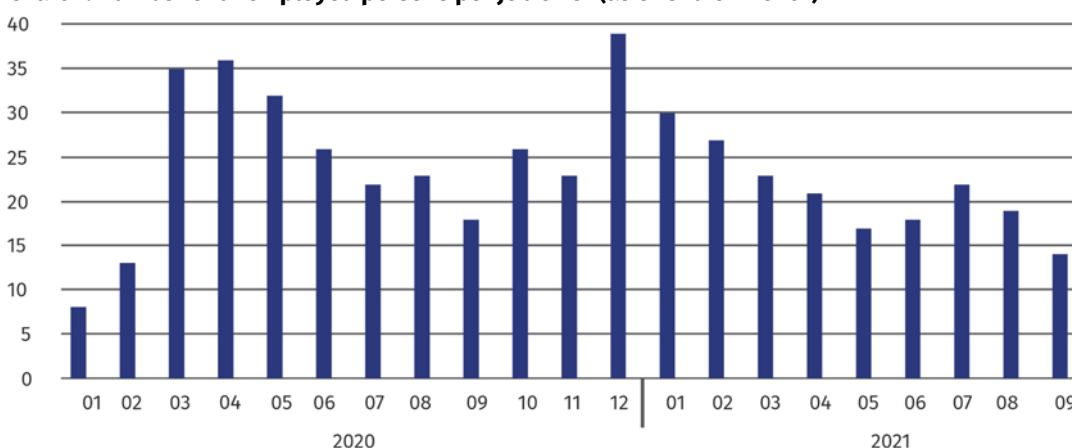
In September 2021, there were 2097 unemployed persons registered in labour offices (1918 in August 2021, and 2683 in September 2020). Registered unemployed persons accounted for 15.7% of the total registered unemployed in the Voivodship.

The number of persons registering for the first time amounted to 766 (a month before 632), which accounted for 36.5% of the total unemployed who registered in September 2021 and 20.2% of persons registering for the first time in the Voivodship. The share of persons terminated due to company reasons among unemployed persons registered in September 2021 amounted to 2.1% (3.9% in Mazowieckie Voivodship), 2.8% a month before and 4.2% a year before.

In September 2021, 2441 persons were removed from unemployment rolls (2061 in August 2021, and 2426 in September 2020), which accounted for 14.6% of unemployed persons removed from unemployment rolls in Mazowieckie Voivodship. Out of the unemployed removed from unemployment rolls, 1642 persons took up work. Moreover, 333 persons lost their status of the unemployed as a result of not confirming their readiness to take up work. The reason for removing from the register was also starting training or traineeship, acquisition of retirement rights of pre-retirement benefit, acquisition of pension rights, voluntarily gave up the status of the unemployed and other.

There were 22659 persons who were not entitled to the unemployment benefit, i.e. 88.1% of the total unemployed (20220 persons a year before, i.e. 82.8%). Whereas 3048 unemployed persons were entitled to the unemployment benefit.

Chart 2. Number of unemployed persons per job offer (as of end of month)



In September 2021, there were 3762 job offers submitted to labour offices, which accounted for 22.9% of job offers in Mazowieckie Voivodship and at the end this month the labour offices had job offers for 1809 persons. At the end of September 2021 there were 14 persons per one job offer (19 a month before and 18 a year before), in Mazowieckie Voivodship 13 persons (16 in the previous month and 17 in the previous year) registered as unemployed.

At the end of September 2021, the number of registered unemployed persons was by 5.2% higher than in the previous year, and the unemployment rate increased by 0.1 pp

In September 2021, there were 16.7% more job offers than a year before

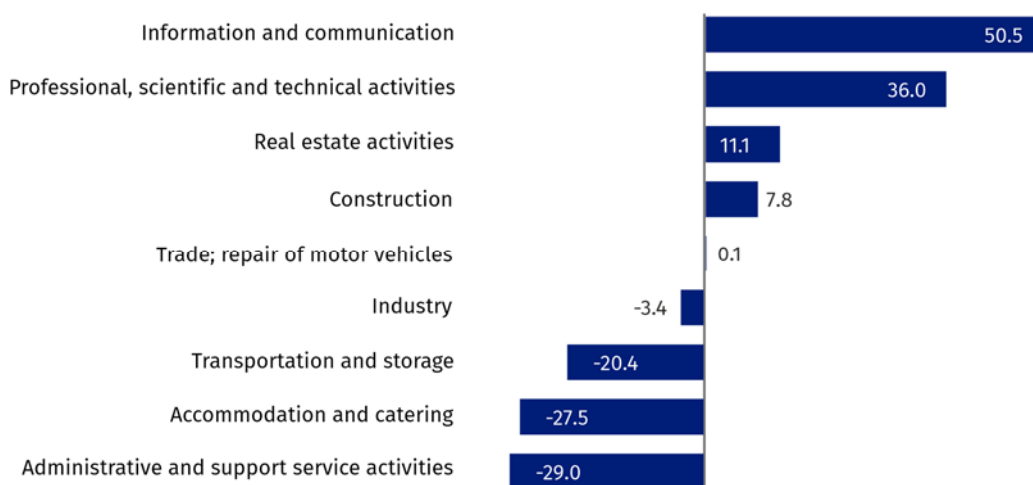
Wages and salaries

The average monthly gross wages and salaries in the enterprise sector in September 2021 amounted to PLN 7106.83 and were by 0.9% higher as compared to the previous month and by 8.4% higher than in the corresponding period of 2020.

Compared to August 2021, the increase in the average gross wages and salaries was recorded in the following sections: administrative and support service activities (by 3.8%), transportation and storage (by 2.6%), industry (by 1.8%), real estate activities (by 1.5%), accommodation and catering (by 0.6%), construction and trade; repair of motor vehicles (by 0.1% each).

On the other hand, the decrease in the average wages and salaries was recorded in the sections: professional, scientific and technical activities (by 1.2%), information and communication (by 0.4%).

Chart 3. Relative deviations (in %) of monthly gross wages and salaries in selected sections from average wages and salaries in enterprise sector in September 2021



Compared to September 2020, an increase in the average gross wages and salaries was recorded in the sections: accommodation and catering (by 17.3%), administrative and support service activities (by 10.5%), transportation and storage (by 8.8%), trade; repair of motor vehicles (by 8.1%), information and communication (by 7.6%), construction (by 7.5%), professional, scientific and real estate activities (by 6.8% each), industry (by 6.4%).

Industry

Sold production of industry in September 2021 amounted (at current prices) to PLN 13045.1 million and was (at constant prices) larger as compared to the corresponding period of 2020 by 3.9%. As compared to September 2020, an increase by 6.0% was recorded in sold production in manufacturing.

In the period January-September 2021, sold production of industry amounted to PLN 115287.8 million (at current prices) and was (at constant prices) higher by 8.9% than in the corresponding period of 2020. There was a production increase in manufacturing by 8.9%.

Among divisions included in manufacturing, the sales increase was recorded, among others, in: manufacture of motor vehicles, trailers and semi-trailers (by 49.9%), manufacture of wearing apparel (by 40.4%), manufacture of products of wood, cork, straw and wicker (by 38.0%), manufacture of textiles (by 37.4%), other manufacturing (by 32.9%), repair and installation of machinery and equipment (by 30.4%), manufacture of computer, electronic and optical products (by 26.4%), manufacture of electrical equipment (by 25.5%), manufacture of basic metals (by 21.6%), manufacture of beverages (by 20.7%), manufacture of other transport equipment (by 18.6%), manufacture of furniture (by 15.8%), manufacture of metal products (by 15.6%), manufacture of other non-metallic mineral products (by 10.1%).

The decrease in sales was recorded, among others, in: manufacture of pharmaceutical products (by 16.2%), manufacture of coke and refined petroleum products (by 13.7%), manufacture of chemicals and chemical products (by 3.9%), manufacture of food products (by 3.6%).

Average monthly gross wages and salaries in the enterprise sector in September 2021 amounted to PLN 7106.83 and was by 8.4% higher than in September 2020

Sold production in manufacturing (at constant prices) in September 2021 was by 6.0% larger than a year before

Labour productivity in construction measured by production per employed person, in January-September 2021 amounted to PLN 619.7 thousand (at current prices) and was – at constant prices – by 9.6% higher than in the previous year.

Construction

Sold production of construction in September 2021 amounted (at current prices) to PLN 4682.1 million and compared to August 2021 was larger by 7.4%, and compared to the corresponding period of the previous year it increased by 7.0%.

In the period January-September 2021, sold production of construction reached PLN 39330.9 million, i.e. by 6.5% larger than in the corresponding period of 2020.

Construction and assembly production in September 2021 reached PLN 1212.5 million (at current prices) and accounted for 25.% of sold production of construction. As compared to the previous month, construction and assembly production increased by 10.8%, and compared to September 2020 it was higher by 10.9%.

In the period January-September 2021, construction and assembly production was at the level of PLN 9049.6 million and accounted for 23.0% of sold production of construction (23.7% a year before). Compared to the corresponding period of previous year construction and assembly production was larger by 3.5%.

The increase in production in relation to the corresponding period of 2020 occurred in units dealing with specialized construction activities (by 29.2%) and civil engineering (by 2.3%), while the decrease in production was recorded in entities dealing with construction of buildings (by 12.7%).

Labour productivity measured by production per employed person in construction in September 2021 amounted to PLN 92.0 thousand and was by 7.7% higher than a month before and by 7.8% higher than in September 2020.

Trade

Retail sales in trade and non-trade enterprises in September 2021 (at current prices) were by 1.2% smaller than in August 2021 and by 12.7% higher compared to September 2020.

Compared to August 2021, there was a decrease in the sales of press, books, other sales in specialized stores (by 12.1%), other retail sales in non-specialized stores (by 6.7%), sales of food, beverages and tobacco (by 4.6%), sales of textiles, clothing and footwear (by 4.2%), sales of pharmaceuticals, cosmetics, orthopedic equipment (by 3.1%).

Whereas there was an increase in retail sales conducted by mail order houses (by 7.4%), other sales (by 3.3%), sales of furniture, sales of furniture, electronics and household appliances (by 2.3%), sales of motor vehicles, motorcycles, parts (by 2.3%), sales of solid, liquid and gas fuels (by 1.2%).

Compared to September 2020, there was an increase in retail sales conducted by mail order houses (by 48.6%), sales of solid, liquid and gas fuels (by 32.4%), sales of textiles, clothing and footwear (by 14.8%), sales of press, books, other sales in specialized stores (by 14.6%), sales of furniture, electronics and household appliances (by 14.5%), sales of pharmaceuticals, cosmetics, orthopedic equipment (by 7.0%), other sales (by 6.8%), sales of food, beverages and tobacco (by 3.8%), other retail sales in non-specialized stores (by 2.9%).

Whereas there was a decrease in the sales of motor vehicles, motorcycles, parts (by 13.7%).

In the period January-September 2021, retail sales increased by 11.9% compared to the corresponding period of 2020.

Wholesale in trade enterprises in September 2021 (at current prices) was by 14.9% larger as compared to the previous month and by 9.0% higher as compared to September 2020, and in wholesale enterprises it was higher by 15.1% and 14.4%, respectively.

In the period January-September 2021, trade units realized wholesale by 15.6% larger than in the previous year, while wholesale enterprises by 13.0% higher.

Construction and assembly production (at current prices) in September 2021 was by 10.9% larger than a year before

Retail sales (at current prices) in trade and non-trade enterprises in September 2021 were by 12.7% larger than in September 2020

Wholesale (at current prices) in trade enterprises was by 9.0% higher than a year before

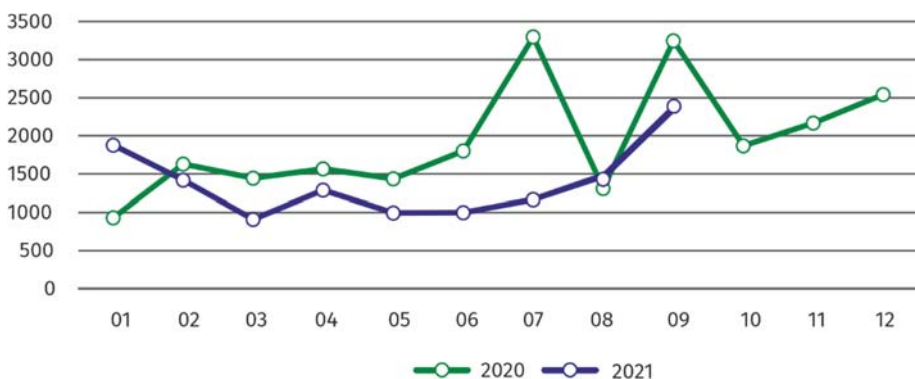
Housing construction¹

According to preliminary data, 2386 dwellings were completed in Warszawa in September 2021, i.e. by 27.2% less than in the previous year.

In the period January-September 2021, 12694 dwellings were completed (by 24.9% less than in the corresponding period of 2020), and in Mazowieckie Voivodship 29952 dwellings, i.e. by 9.2% less than in January-September 2020. The decrease in the number of dwellings completed was recorded in construction for sale or rent from 16320 to 12035 dwellings, i.e. by 26.3% less.

Whereas an increase occurred in municipal construction from 100 to 156, i.e. by 56.0% more, in private construction from 433 to 503, i.e. by 16.2% more.

Chart 4. Dwellings completed



In September 2021, the construction began in 1321 dwellings, i.e. 34.0% less than in September 2020.

In January-September 2021, the construction began in 14574 dwellings (by 32.7% more than in the corresponding period of 2020), of which: 13814 in construction for sale or rent, 643 in private construction, 117 in cooperative construction.

The number of dwellings for which permits have been issued or for which have been registered with a construction project in September 2021 amounted to 1582 and was by 0.5% lower than the year before.

In January-September 2021, the number of dwellings for which permits have been granted or which have been registered with a construction project amounted to 13507 (by 29.3% more than in the corresponding period of 2020), of which 726 dwellings in buildings built by private investors.

The average useful floor area of a dwelling completed in January-September 2021, amounted to 65.1 m² and increased compared to the corresponding period of 2020 by 5.3 m². In private construction, the average useful floor area of dwellings amounted to 189.1 m² (by 12.5 m² fewer than in the corresponding period of 2020), in construction for sale or rent – 60.2 m² (by 4.1 m² more), in municipal construction – 38.5 m² (by 6.0 m² fewer).

Entities of the national economy²

At the end of September 2021, there were 492737 entities of the national economy registered in the REGON register in Warszawa, which accounted for 53.7% of the total in Mazowieckie Voivodship. Compared with August 2021, the number of entities of the national economy increased by 2511 (i.e. by 0.5%), and compared to September 2020 increased by 22508 (i.e. by 4.8%).

As of the end of September 2021, there were 221681 legal persons and organizational units without legal personality registered in the REGON register, of which 153386 commercial companies. The number of these entities increased compared to the previous month by 0.6% and 0.7%, whereas on an annual basis by 5.4% and 7.2%, respectively.

In January-September 2021, the construction began in 14574 dwellings, i.e. by 32.7% more than in the corresponding period of the previous year

At the end of September 2021, the most numerous group of entities by kind of conducted activity represented units dealing with professional, scientific and technical activities

¹ Reporting data – may change after preparing quarterly reports.

² Applies to legal persons, organizational units without legal personality and natural persons conducting economic activity (excluding natural persons tending private farms in agriculture).

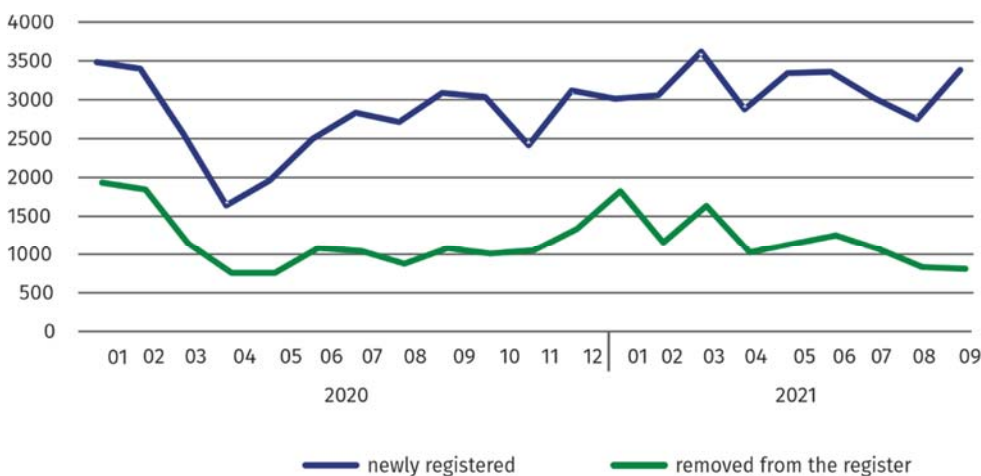
The number of registered natural persons conducting economic activity as of the end of September 2021 amounted to 271056 and compared to August 2021 it was higher by 0.5%, and compared to the corresponding period of the previous year increased by 4.3%.

In the capital city, in September 2021 the most numerous were entities dealing with professional, scientific and technical activities (19.5% of total registered units), trade; repair of motor vehicles (18.3%), information and communication (10.5%).

Compared to August 2021, the number of entities increased among others in the sections: electricity, gas, steam and air conditioning supply (by 2.0%), education (by 1.2%), information and communication, agriculture, forestry and fishing, water supply; sewerage, waste management and remediation activities (by 0.9% each), construction (by 0.8%). However, there was a decrease in the number of entities in the section of mining and quarrying (by 0.5%).

In comparison with September 2020, the largest increase was recorded in the sections: electricity, gas, steam and air conditioning supply (by 23.2%), information and communication (by 10.3%), accommodation and catering (by 7.6%), health care and social welfare (by 7.1%). Whereas a decrease in the number of entities was recorded in the section of mining and quarrying (by 1.9%).

Chart 5. Entities newly registered and removed from the register



In September 2021, the number of newly registered entities was 23.4% larger than a month earlier, and the number of suspended activities decreased by 0.1%

In September 2021, 3396 new entities were entered into the REGON register, i.e. by 23.4% more than in the previous month. The newly registered entities were dominated by natural persons conducting economic activity – 1991 (by 26.2% more than in August 2021). The number of newly registered commercial companies was higher than in the previous month by 17.1%, including limited liability companies – by 16.7%.

In September 2021, 770 entities were removed from the REGON register (compared to 794 in the previous month), including 642 natural persons conducting economic activity (by 10.5% more). The most units removed from the register were dealing with: trade; repair of motor vehicles (20.1%), professional, scientific and technical activities (18.6%), information and communication (9.1%).

As of the end of September 2021, 47739 entities had suspended activity in the REGON register (by 0.1% less than a month before). The vast majority were natural persons conducting economic activity (85.5%).

In the case of quoting data from Statistics Poland, please provide information: "Source of data – Statistics Poland", and in the case of publishing calculations made on data published by Statistics Poland, please provide information: "Own study based on Statistics Poland data".

Table 1. Selected data on Warszawa

SPECIFICATION		01	02	03	04	05	06	07	08	09	10	11	12
Registered unemployment (in thousands; as of end of the period)	2020	18,0	18,0	17,9	19,0	21,0	22,6	23,5	24,2	24,4	24,5	24,1	24,4
	2021	25,0	25,9	26,5	26,8	26,8	26,4	26,2	26,1	25,7			
Unemployment rate (in %; as of end of the period)	2020	1,3	1,3	1,3	1,4	1,6	1,7	1,7	1,8	1,8	1,8	1,8	1,8
	2021	1,9	1,9	2,0	2,0	2,0	2,0	1,9	1,9	1,9			
Job offers (during the month)	2020	4199	3148	2740	1563	1848	2281	2848	2198	3224	3113	2971	2607
	2021	2680	2419	2830	2977	3342	3066	3125	3197	3762			
Number of unemployed persons per job offer (as of end of the period)	2020	8	13	35	36	32	26	22	23	18	26	23	39
	2021	30	27	23	21	17	18	22	19	14			
Average employment in the enterprise sector ^a (in thousands persons)	2020	1099,9	1098,3	1094,2	1070,1	1061,1	1071,5	1076,8	1083,0	1086,9	1088,4	1091,2	1093,9
	2021	1091,9	1089,7	1086,1	1081,4	1082,7	1087,6	1087,8	1087,0	1088,6			
previous month=100	2020	100,5	99,9	99,6	97,8	99,2	101,0	100,5	100,6	100,4	100,1	100,3	100,3
	2021	99,8	99,8	99,7	99,6	100,1	100,5	100,0	99,9	100,1			
corresponding month of previous year =100	2020	101,5	101,9	101,3	99,0	98,3	99,3	99,4	99,8	100,4	100,3	100,1	99,9
	2021	99,3	99,2	99,3	101,1	102,0	101,5	101,0	100,4	100,2			
Average monthly gross wages and salaries in the enterprises sector ^a (in PLN)	2020	6669,32	6645,97	7216,13	6759,21	6465,54	6506,31	6626,68	6540,32	6555,49	6891,68	6608,42	7056,38
	2021	6948,56	6854,54	7621,58	7305,26	6949,29	7051,09	7121,16	7046,23	7106,83			
previous month=100	2020	98,6	99,6	108,6	93,7	95,7	100,6	101,9	98,7	100,2	105,1	95,9	106,8
	2021	98,5	98,6	111,2	95,8	95,1	101,5	101,0	98,9	100,9			
corresponding month of previous year =100	2020	106,3	105,9	105,9	96,7	101,5	101,4	103,7	102,8	103,4	103,1	102,4	104,3
	2021	104,2	103,1	105,6	108,1	107,5	108,4	107,5	107,7	108,4			
Dwellings completed (since the beginning of the year)	2020	954	2609	4078	5667	7128	8956	12284	13617	16893	18785	20977	23543
	2021	1901	3342	4273	5585	6604	7625	8817	10308	12694			
corresponding period of previous year =100	2020	58,5	72,9	84,9	88,6	88,5	95,1	110,4	101,8	111,4	109,1	105,0	109,0
	2021	199,3	128,1	104,8	98,6	92,6	85,1	71,8	75,7	75,1			
Sold production of industry ^a (at constant prices):													
corresponding month of previous year =100	2020	101,8	108,4	108,5	94,9	106,1	119,4	110,2	106,4	112,3	102,2	97,0	108,1
	2021	99,0	105,3	107,1	111,0	106,8	102,5	101,8	105,5	103,9			

^a In enterprises employing more than 9 persons.

Table 1. Selected data on Warszawa (cont.)


SPECIFICATION		01	02	03	04	05	06	07	08	09	10	11	12
Construction and assembly production ^a (at current prices):													
previous month=100	2020	47,8	127,0	114,1	93,3	107,4	107,5	91,7	102,1	113,3	96,7	107,4	131,7
	2021	39,2	111,1	135,4	100,0	113,9	108,7	92,8	107,8	110,8			
corresponding month of previous year =100	2020	98,3	85,1	80,3	82,3	79,2	81,9	66,4	62,4	86,6	81,3	92,0	108,2
	2021	88,7	77,7	92,2	98,9	104,9	106,1	107,4	113,4	110,9			
Retail sales of goods ^a (at current prices):													
previous month=100	2020	72,2	94,9	89,5	86,1	131,1	110,7	104,2	98,5	97,2	102,1	96,8	127,4
	2021	65,8	110,5	112,6	83,9	129,1	103,4	100,7	98,0	98,8			
corresponding month of previous year =100	2020	105,5	107,9	81,5	68,1	90,8	96,7	100,8	101,5	100,4	97,6	90,5	96,3
	2021	87,8	102,1	128,5	125,2	123,3	115,2	111,4	110,8	112,7			
Turnover profitability rate in enterprises ^b :													
gross (in %)	2020	.	.	3,0	.	.	5,8	.	.	5,7	.	.	5,4
	2021	.	.	8,1	.	.	7,2	.	.	.			
net (in %)	2020	.	.	2,1	.	.	4,6	.	.	4,6	.	.	4,3
	2021	.	.	6,7	.	.	6,0	.	.	.			
Entities of the national economy ^c (as of end of the period)	2020	457998	459714	461238	462115	463276	464637	466492	468221	470229	472215	473552	475287
	2021	476394	478277	480193	482039	484281	486377	488319	490226	492737			
of which commercial companies	2020	136910	137971	138794	139439	139992	140588	141390	142226	143077	143782	144567	145501
	2021	145941	146684	147485	148449	149587	150557	151301	152251	153386			
of which with foreign capital participation	2020	27025	27168	27285	27436	27526	27563	27635	27752	27859	27940	28058	28236
	2021	28207	28296	28380	28516	28666	28791	28897	29135	29326			


a In enterprises employing more than 9 persons. b In which the number of employees exceeds 49, excluding enterprises of agriculture, forestry and fishing as well as financial and insurance activities; the data are published cumulatively. c In the REGON register, excluding persons tending private farms in agriculture.


Note. The following symbols were used in the table: (.)data not available, classified data (statistical confidentiality) or providing data impossible or purposeless, sign * data were changed in relation to the previously published.

Prepared by:
Statistical Office in Warszawa
Director Zofia Kozłowska
Tel.: (+48 22) 464 23 15

Issued by:
Statistical Information Centre
Marcin Katuski
Tel.: (+48 22) 464 20 91
e-mail: m.kaluski@stat.gov.pl

 warszawa.stat.gov.pl/en/

 [@Warszawa_STAT](https://twitter.com/Warszawa_STAT)

 [@UrządStatystycznywWarszawie](https://www.facebook.com/UrządStatystycznywWarszawie)

Related information

[Communication and Announcements](#)

Data available in databases

[Local Data Bank → Labour market](#)

Terms used in official statistics

[Registered unemployed persons](#)

[Registered unemployment rate](#)

[Average paid employment](#)

[Average monthly gross wages and salaries](#)

[Dwellings completed](#)

[Gross turnover profitability indicator](#)

[Net turnover profitability indicator](#)

Evaluate
the study 