

Statistics of Warszawa No. 6/2021

28 July 2021

↑ 107.5

Dynamics of sold production in manufacturing y/y

In June 2021 there was an increase in the average employment and an increase in the number of unemployed persons. Sold production of industry and construction and assembly production were higher than in the previous year. Retail sales and wholesale increased as well. June was also characterized by a lower number of dwellings completed than a year before and permits issued and significantly higher number of dwellings in which construction has begun.

Average employment

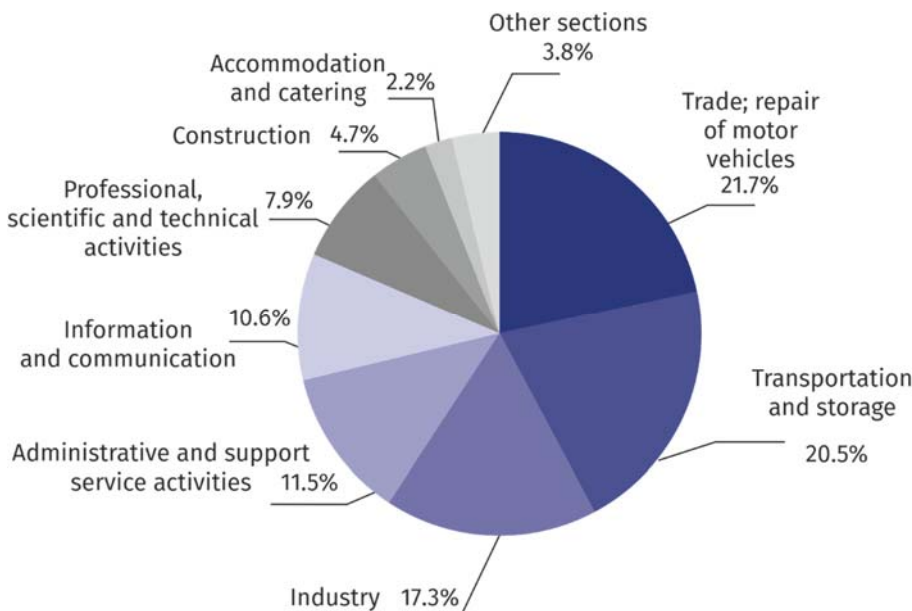
Average employment in the enterprise sector in June 2021 amounted to 1087.6 thousand persons and was by 4.9 thousand persons, i.e. by 0.5% higher than in May 2021 and by 16.1 thousand persons, i.e. by 1.5% higher than in June 2020.

Compared to May 2021, an increase in the average employment was recorded in the following sections: accommodation and catering (by 2.4%), information and communication (by 1.2%), arts, entertainment and recreation (by 0.7%), administrative and support service activities, professional, scientific and technical activities as well as transportation and storage (by 0.4% each), construction and industry (by 0.3% each), trade; repair of motor vehicles (by 0.2%).

Whereas a decrease in the average employment was recorded in the section of real estate activities (by 0.2%).

Average employment in the enterprise sector in June 2021 was by 1.5% higher than a year before

Chart 1. Structure of average employment by PKD (NACE Rev.2) sections in June 2021



As compared to June 2020, an increase in the average employment was recorded in the sections: administrative and support service activities (by 8.4%), information and communication (by 3.7%), arts, entertainment and recreation (by 1.4%), trade; repair of motor vehicles (by 1.3%), industry (by 0.8%).

A decrease in the average employment was recorded in the sections: real estate activities (by 4.1%), accommodation and catering (by 2.5%), construction (by 0.7%), professional, scientific and technical activities (by 0.3%), transportation and storage (by 0.2%).

Registered unemployment

At the end of June 2021, the number of registered unemployed persons amounted to 26386 and was by 418 persons, i.e. by 1.6% smaller than at the end of May 2021 and by 3744 persons, i.e. by 16.5% larger than in the corresponding period of 2020.

The number of registered unemployed women amounted to 12858, which accounted for 48.7% of the total unemployed (48.8% a month and a year before) and 18.0% of unemployed women in Mazowieckie Voivodship. As compared to May 2021, the number of unemployed women decreased by 225 persons, i.e. by 1.7% compared to June 2020 increased by 1812 persons, i.e. by 16.4%.

The registered unemployment rate amounted to 2.0% (2.0% in the previous month, and 1.7% in the previous year), the average in Mazowieckie Voivodship was 5.0% (5.1% a month before, and 5.0% a year before), while the national average was 5.9% (6.1% a month and a year before).

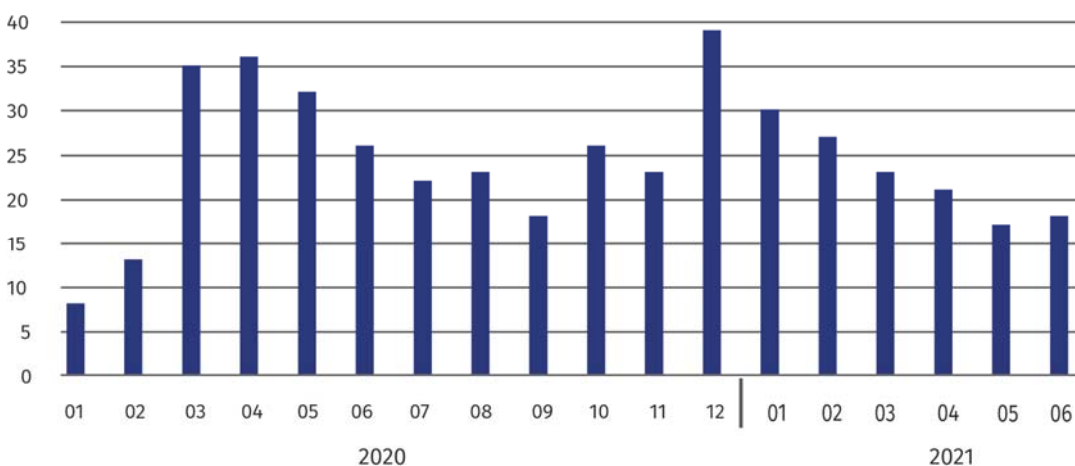
In June 2021, there were 1918 unemployed persons registered in labour offices (2113 in May 2021, and 2831 in June 2020). Registered unemployed persons accounted for 19.0% of the total registered unemployed in the Voivodship.

The number of persons registering for the first time amounted to 597 (a month before 733), which accounted for 31.1% of the total unemployed who registered in June 2021 and 23.3% of persons registering for the first time in the Voivodship. The share of persons terminated due to company reasons among unemployed persons registered in June 2021 amounted to 3.8% (5.4% in Mazowieckie Voivodship), 2.8% a month before and 3.1% a year before.

In June 2021, 2336 persons were removed from unemployment rolls (2129 in May 2021, and 1174 in June 2020), which accounted for 17.5% of unemployed persons removed from unemployment rolls in Mazowieckie Voivodship. Out of unemployed persons removed from unemployment rolls, 1796 persons took up work. Moreover, 160 persons lost their status of the unemployed as a result of not confirming their readiness to take up work, and 106 voluntarily gave up the status of the unemployed. The reason for removing from the register was also starting training or traineeship, acquisition of retirement rights of pre-retirement benefit, acquisition of pension rights and other.

There were 22715 persons who were not entitled to the unemployment benefit, i.e. 86.1% of the total unemployed (18443 persons a year before, i.e. 81.5%). Whereas 3671 unemployed persons were entitled to the unemployment benefit.

Chart 2. Number of unemployed persons per job offer (as of end of month)



In June 2021, there were 3066 job offers submitted to labour offices, which accounted for 21.4% of job offers in Mazowieckie Voivodship and at the end this month the labour offices had job offers for 1487 persons. At the end of June 2021 there were 18 persons per one job offer (17 a month before and 26 a year before), in Mazowieckie Voivodship 16 persons (17 in the previous month and 20 in the previous year) registered as unemployed.

At the end of June 2021, the number of registered unemployed persons was by 16.5% higher than in the previous year and the unemployment rate increased by 0.3 pp

In June 2021, there were 34.4% more job offers than a year before

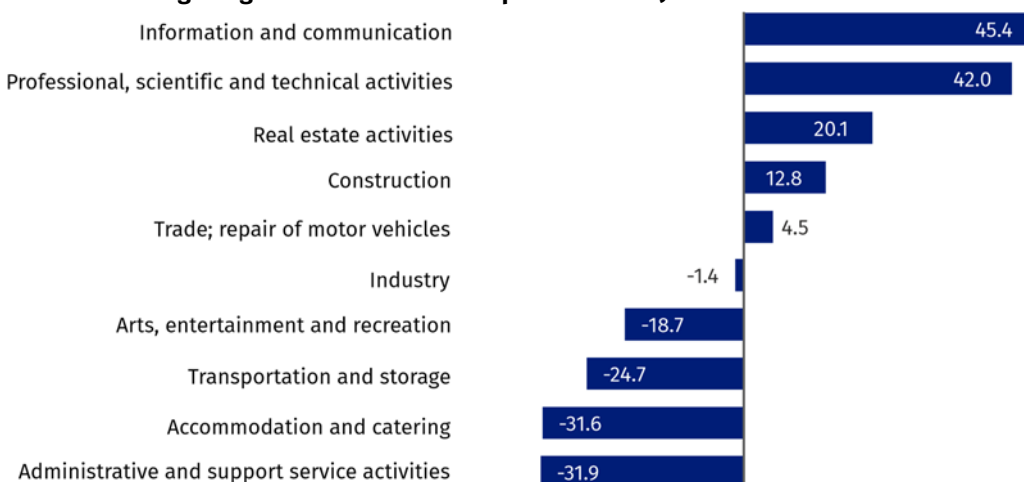
Wages and salaries

The average monthly gross wages and salaries in the enterprise sector in June 2021 amounted to PLN 7051,09 and were by 1.5% higher as compared to the previous month and by 8.4% higher than in the corresponding period of 2020.

Compared to May 2021, the increase in the average gross wages and salaries was recorded in the following sections: professional, scientific and technical activities (by 6.3%), accommodation and catering (by 5.5%), construction (by 3.5%), real estate activities (by 3.0%), arts, entertainment and recreation and trade; repair of motor vehicles (by 2.5% each), industry (by 2.3%).

On the other hand, the decrease in the average wages and salaries was recorded in the sections: information and communication (by 3.0%), administrative and support service activities (by 0.4%), transportation and storage (by 0.2%).

Chart 3. Relative deviations (in %) of monthly gross wages and salaries in selected sections from average wages and salaries in enterprise sector in June 2021



Compared to June 2020, an increase in the average gross wages and salaries was recorded in the sections: accommodation and catering (by 17.2%), professional, scientific and technical activities (by 13.5%), construction (by 12.6%), real estate activities (by 10.3%), administrative and support service activities (by 9.5%), trade; repair of motor vehicles (by 8.6%), information and communication (by 7.0%), industry (by 6.6%), transportation and storage (by 5.7%), arts, entertainment and recreation (by 5.2%).

Industry

Sold production of industry in June 2021 amounted (at current prices) to PLN 12349.0 million and was (at constant prices) larger as compared to the corresponding period of 2020 by 2.5%. As compared to June 2020, an increase by 7.5% was recorded in sold production in manufacturing.

In the period January-June 2021, sold production of industry amounted to PLN 76331.9 million (at current prices) and was (at constant prices) higher by 6.6% than in the corresponding period of 2020. There was a production increase in manufacturing by 10.2%.

Among divisions included in manufacturing, the sales increase was recorded, among others, in: manufacture of products of wood, cork, straw and wicker (by 57.0%), manufacture of motor vehicles, trailers and semi-trailers (by 55.7%), other manufacturing (by 42.4%), manufacture of wearing apparel (by 40.4%), manufacture of electrical equipment (by 40.0%), manufacture of textiles (by 37.3%), manufacture of computer, electronic and optical products (by 30.4%), manufacture of furniture (by 20.1%), repair and installation of machinery and equipment (by 19.6%), manufacture of metal products (by 15.8%), manufacture of beverages (by 15.6%), manufacture of basic metals (by 14.5%), manufacture of rubber and plastic products

Average monthly gross wages and salaries in the enterprise sector in June 2021 amounted to PLN 7051.09 and was by 8.4% higher than in June 2020

Sold production in manufacturing (at constant prices) in June 2021 was by 7.5% larger than a year before

(by 12.0%), manufacture of other non-metallic mineral products (by 5.5%), printing and re-production of recorded media (by 0.8%), manufacture of machinery and equipment n.e.c. (by 0.6%), manufacture of other transport equipment (by 0.5%).

The decrease in sales was recorded, among others, in: manufacture of coke and refined petroleum products (by 17.2%), manufacture of pharmaceutical products (by 15.6%), manufacture of paper and paper products (by 2.5%), manufacture of food products (by 2.2%), manufacture of chemicals and chemical products (by 1.1%).

Labour productivity in construction measured by production per employed person, in January-June 2021 amounted to PLN 407.3 thousand (at current prices) and was – at constant prices – by 6.6% higher than in the previous year.

Construction

Sold production of construction in June 2021 amounted (at current prices) to PLN 4532.6 million and compared to May 2021 was larger by 3.6%, and compared to the corresponding period of the previous year it increased by 9.8%.

In the period January-June 2021, sold production of construction reached PLN 24552.4 million, i.e. by 6.9% larger than in the corresponding period of 2020.

Construction and assembly production in June 2021 reached PLN 1093.6 million (at current prices) and accounted for 24.1% of sold production of construction. As compared to the previous month, construction and assembly production increased by 8.7%, and compared to June 2020 it was higher by 6.1%.

In the period January-June 2021, construction and assembly production was at the level of PLN 5442.5 million and accounted for 22.2% of sold production of construction (23.8% a year before). Compared to the corresponding period of previous year construction and assembly production was smaller by 0.5%.

The decrease in production in relation to the corresponding period of 2020 occurred in entities dealing with: construction of buildings (by 15.7%) and civil engineering (by 1.2%), while the increase was recorded in units dealing with specialized construction activities (by 22.7%).

Labour productivity measured by production per employed person in construction in June 2021 amounted to PLN 88.8 thousand and was by 3.2% higher than a month before and by 10.5% higher than in June 2020.

Trade

Retail sales in trade and non-trade enterprises in June 2021 (at current prices) were by 3.4% larger than in May 2021 and by 15.2% higher compared to June 2020.

Compared to May 2021, there was an increase in other sales (by 8.5%), sales of solid, liquid and gas fuels (by 8.4%), sales of textiles, clothing and footwear (by 7.7%), sales of food, beverages and tobacco (by 5.6%), sales of furniture, electronics and household appliances (by 4.2%), other retail sales in non-specialized stores (by 1.7%).

Whereas there was a decrease in retail sales conducted by mail order houses (by 6.1%), sales of pharmaceuticals, cosmetics and orthopedic equipment and sales of motor vehicles, motorcycles and tobacco (by 4.4% each), sales of press, books, other sales in specialized stores (by 0.7%).

Compared to June 2020, there was an increase in sales of solid, liquid and gas fuels (by 43.2%), other retail sales in non-specialized stores (by 25.1%), sales of pharmaceuticals, cosmetics and orthopedic equipment (by 20.6%), retail sales conducted by mail order houses (by 18.6%), sales of press, books, other sales in specialized stores (by 17.6%), sales of furniture, electronics and household appliances (by 13.8%), other sales (by 12.4%), sales of textiles, clothing and footwear (by 7.6%), sales of food, beverages and tobacco (by 7.4%).

Whereas there was a decrease in the sales of motor vehicles, motorcycles, parts (by 8.5%).

In the period January-June 2021, retail sales increased by 12.7% compared to the corresponding period of 2020.

Construction and assembly production (at current prices) in June 2021 was by 6.1% larger than a year before

Retail sales (at current prices) in trade and non-trade enterprises in June 2021 was by 15.2% larger than in June 2020

Wholesale in trade enterprises in June 2021 (at current prices) was by 3.7% larger as compared to the previous month and by 17.0% higher as compared to June 2020, and in wholesale enterprises it was higher by 1.5% and 13.9%, respectively.

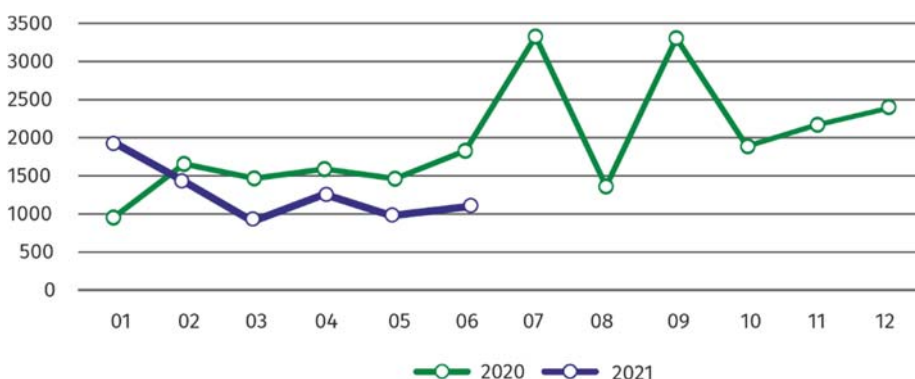
In the period January-June 2021, trade units realized wholesale by 18.6% larger than in the previous year, while wholesale enterprises by 13.2% higher.

Housing construction¹

According to preliminary data, 1097 dwellings were completed in Warszawa in June 2021, i.e. by 40.0% less than in the previous year.

In the period January-June 2021, 7562 dwellings were completed (by 15.6% less than in the corresponding period of 2020), and in Mazowieckie Voivodship 18947 dwellings, i.e. by 3.4% more than in January-June 2020. The decrease in the number of dwellings completed was recorded in construction for sale or rent from 8664 to 7039 dwellings, i.e. by 18.8% less. Whereas an increase occurred in municipal construction from 16 to 156, i.e. by 875.0% more, in private construction from 276 to 367, i.e. by 33.0% more.

Chart 4. Dwellings completed



In January-June 2021, the construction began in 8045 dwellings (by 29.6% more than in the corresponding period of 2020), of which: 7767 in construction for sale or rent, 278 in private construction.

In January-June 2021, the number of dwellings for which permits have been granted or which have been registered with a construction project amounted to 8042 (by 18.0% more than in the corresponding period of 2020), of which 465 dwellings in buildings built by private investors.

The average useful floor area of a dwelling completed in January-June 2021, amounted to 66.2 m² and increased compared to the corresponding period of 2020 by 4.6 m². In private construction, the average useful floor area of dwellings amounted to 183.9 m² (by 19.2 m² fewer than in the corresponding period of 2020), in construction for sale or rent – 60.7 m² (by 3.6 m² more), in municipal construction – 38.5 m² (by 0.7 m² fewer).

Entities of the national economy²

At the end of June 2021, there were 486377 entities of the national economy registered in the REGON register in Warszawa, which accounted for 53.6% of the total in Mazowieckie Voivodship. Compared with May 2021, the number of entities of the national economy increased by 2096 (i.e. by 0.4%), and compared to June 2020 increased by 21740 (i.e. by 4.7%).

As of the end of June 2021, there were 218579 legal persons and organizational units without legal personality registered in the REGON register, of which 150557 commercial companies. The number of these entities increased compared to the previous month by 0.5% and 0.6%, whereas on an annual basis by 5.3% and 7.1%, respectively.

Wholesale (at current prices) in trade enterprises was by 17.0% higher than a year before

In January-June 2021, the construction began in 8045 dwellings, i.e. by 29.6% more than in the corresponding period of the previous year

At the end of June 2021, the most numerous group of entities by kind of conducted activity represented units dealing with professional, scientific and technical activities

¹ Reporting data – may change after preparing quarterly reports.

² Applies to legal persons, organizational units without legal personality and natural persons conducting economic activity (excluding natural persons tending private farms in agriculture).

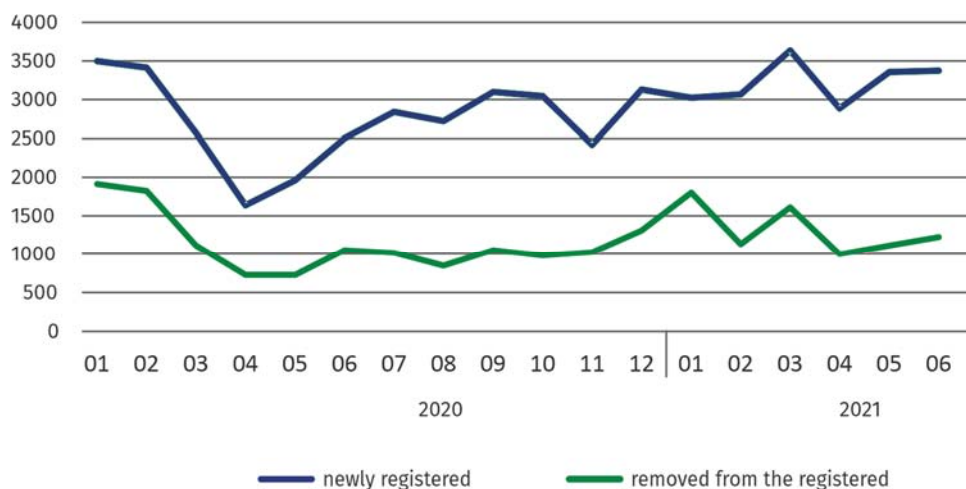
The number of registered natural persons conducting economic activity as of the end of June 2021 amounted to 267798 and compared to May 2021 it was higher by 0.4%, and compared to the corresponding period of the previous year increased by 4.2%.

In the capital city, in June 2021 the most numerous were entities dealing with professional, scientific and technical activities (19.5% of total registered units), trade; repair of motor vehicles (18.4%), information and communication (10.3%).

Compared to May 2021, the number of entities increased among others in the sections: electricity, gas, steam and air conditioning supply (by 1.5%), information and communication (by 1.0%), construction and accommodation and catering (by 0.6% each), professional, scientific and technical activities as well as arts, entertainment and recreation (by 0.5% each). Whereas there was a decrease in the number of entities in the section of mining and quarrying (by 1.1%), water supply; sewerage, waste management and remediation activities (by 0.2%).

In comparison with June 2020, the largest increase was recorded in the sections: electricity, gas, steam and air conditioning supply (by 28.2%), information and communication (by 9.6%), accommodation and catering (by 7.6%), health care and social welfare as well as arts, entertainment and recreation (by 7.2% each). Whereas a decrease in the number of entities was recorded in the section of mining and quarrying (by 2.4%), water supply; sewerage, waste management and remediation activities (by 0.8%).

Chart 5. Entities newly registered and removed from the register



In June 2021, the number of newly registered entities was 0.5% higher than a month earlier, and the number of suspended activities increased by 0.2%

In June 2021, 3373 new entities were entered into the REGON register, i.e. by 0.5% more than in the previous month. The newly registered entities were dominated by natural persons conducting economic activity – 1966 (by 0.2% more than in May 2021). The number of newly registered commercial companies was higher than in the previous month by 0.3%, including limited liability companies – by 0.5%.

In June 2021, 1219 entities were removed from the REGON register (compared to 1104 in the previous month), including 893 natural persons conducting economic activity (by 2.5% less). The most units removed from the register were dealing with: trade; repair of motor vehicles (18.9%), professional, scientific and technical activities (18.1%), information and communication (9.2%).

As of the end of June 2021, 46452 entities had suspended activity in the REGON register (by 0.2% more than a month before). The vast majority were natural persons conducting economic activity (85.3%).

In the case of quoting data from Statistics Poland, please provide information: "Source of data – Statistics Poland", and in the case of publishing calculations made on data published by Statistics Poland, please provide information: "Own study based on Statistics Poland data".

Table 1. Selected data on Warszawa

SPECIFICATION		01	02	03	04	05	06	07	08	09	10	11	12
Registered unemployment (in thousands; as of end of the period)	2020	18,0	18,0	17,9	19,0	21,0	22,6	23,5	24,2	24,4	24,5	24,1	24,4
	2021	25,0	25,9	26,5	26,8	26,8	26,4						
Unemployment rate (in %; as of end of the period)	2020	1,3	1,3	1,3	1,4	1,6	1,7	1,7	1,8	1,8	1,8	1,8	1,8
	2021	1,9	1,9	2,0	2,0	2,0	2,0						
Job offers (during the month)	2020	4199	3148	2740	1563	1848	2281	2848	2198	3224	3113	2971	2607
	2021	2680	2419	2830	2977	3342	3066						
Number of unemployed persons per job offer (as of end of the period)	2020	8	13	35	36	32	26	22	23	18	26	23	39
	2021	30	27	23	21	17	18						
Average employment in the enterprise sector ^a (in thousands persons)	2020	1099,9	1098,3	1094,2	1070,1	1061,1	1071,5	1076,8	1083,0	1086,9	1088,4	1091,2	1093,9
	2021	1091,9	1089,7	1086,1	1081,4	1082,7	1087,6						
previous month=100	2020	100,5	99,9	99,6	97,8	99,2	101,0	100,5	100,6	100,4	100,1	100,3	100,3
	2021	99,8	99,8	99,7	99,6	100,1	100,5						
corresponding month of previous year =100	2020	101,5	101,9	101,3	99,0	98,3	99,3	99,4	99,8	100,4	100,3	100,1	99,9
	2021	99,3	99,2	99,3	101,1	102,0	101,5						
Average monthly gross wages and salaries in the enterprises sector ^a (in PLN)	2020	6669,32	6645,97	7216,13	6759,21	6465,54	6506,31	6626,68	6540,32	6555,49	6891,68	6608,42	7056,38
	2021	6948,56	6854,54	7621,58	7305,26	6949,29	7051,09						
previous month=100	2020	98,6	99,6	108,6	93,7	95,7	100,6	101,9	98,7	100,2	105,1	95,9	106,8
	2021	98,5	98,6	111,2	95,8	95,1	101,5						
corresponding month of previous year =100	2020	106,3	105,9	105,9	96,7	101,5	101,4	103,7	102,8	103,4	103,1	102,4	104,3
	2021	104,2	103,1	105,6	108,1	107,5	108,4						
Dwellings completed (since the beginning of the year)	2020	954	2609	4078	5667	7128	8956	12284	13617	16893	18785	20977	23543
	2021	1901	3342	4273	5524	6465	7562						
corresponding period of previous year =100	2020	58,5	72,9	84,9	88,6	88,5	95,1	110,4	101,8	111,4	109,1	105,0	109,0
	2021	199,3	128,1	104,8	97,5	90,7	84,4						
Sold production of industry ^a (at constant prices):													
corresponding month of previous year =100	2020	101,8	108,4	108,5	94,9	106,1	119,4	110,2	106,4	112,3	102,2	97,0	108,1
	2021	99,0	105,3	107,1	111,0	106,8	102,5						

a In enterprises employing more than 9 persons.

Table 1. Selected data on Warszawa (cont.)

SPECIFICATION		01	02	03	04	05	06	07	08	09	10	11	12
Construction and assembly production ^a (at current prices):													
previous month=100	2020	47,8	127,0	114,1	93,3	107,4	107,5	91,7	102,1	113,3	96,7	107,4	131,7
	2021	39,2	111,1	135,4	100,0	113,9	108,7						
corresponding month of previous year =100	2020	98,3	85,1	80,3	82,3	79,2	81,9	66,4	62,4	86,6	81,3	92,0	108,2
	2021	88,7	77,7	92,2	98,9	104,9	106,1						
Retail sales of goods ^a (at current prices):													
previous month=100	2020	72,2	94,9	89,5	86,1	131,1	110,7	104,2	98,5	97,2	102,1	96,8	127,4
	2021	65,8	110,5	112,6	83,9	129,1	103,4						
corresponding month of previous year =100	2020	105,5	107,9	81,5	68,1	90,8	96,7	100,8	101,5	100,4	97,6	90,5	96,3
	2021	87,8	102,1	128,5	125,2	123,3	115,2						
Turnover profitability rate in enterprises ^b :													
gross (in %)	2020	.	.	3,0	.	.	5,8	.	.	5,7	.	.	5,4
	2021	.	.	8,1	.	.							
net (in %)	2020	.	.	2,1	.	.	4,6	.	.	4,6	.	.	4,3
	2021	.	.	6,7	.	.							
Entities of the national economy ^c (as of end of the period)	2020	457998	459714	461238	462115	463276	464637	466492	468221	470229	472215	473552	475287
	2021	476394	478277	480193	482039	484281	486377						
of which commercial companies	2020	136910	137971	138794	139439	139992	140588	141390	142226	143077	143782	144567	145501
	2021	145941	146684	147485	148449	149587	150557						
of which with foreign capital participation	2020	27025	27168	27285	27436	27526	27563	27635	27752	27859	27940	28058	28236
	2021	28207	28296	28380	28516	28666	28791						

a In enterprises employing more than 9 persons. b In which the number of employees exceeds 49, excluding enterprises of agriculture, forestry and fishing as well as financial and insurance activities; the data are published cumulatively. c In the REGON register, excluding persons tending private farms in agriculture.

Note. The following symbols were used in the table: (.) data not available, classified data (statistical confidentiality) or providing data impossible or purposeless, sign * data were changed in relation to the previously published.

Prepared by:
Statistical Office in Warszawa
Director Zofia Kozłowska
Tel.: (+48 22) 464 23 15

Issued by:
Statistical Information Centre
Marcin Kałuski
Tel.: (+48 22) 464 20 91
e-mail: m.kaluski@stat.gov.pl

Press office

Tel.: (+48 22) 464 20 91

e-mail: m.kaluski@stat.gov.pl



warszawa.stat.gov.pl/en/



@Warszawa_STAT

Related information

[Communication and Announcements](#)

Data available in databases

[Local Data Bank → Labour market](#)

Terms used in official statistics

[Registered unemployed persons](#)

[Registered unemployment rate](#)

[Average paid employment](#)

[Average monthly gross wages and salaries](#)

[Dwellings completed](#)

[Gross turnover profitability indicator](#)

[Net turnover profitability indicator](#)

