

# Statistics of Warszawa No. 3/2021

30 April 2021

↓ 99.3

Dynamics of average employment y/y

In March 2021 there was a further decrease in the average employment and an increase in the number of unemployed persons as well as the unemployment rate. There was an increase in sold production of industry and a decrease in construction and assembly production. March was characterized by a lower number of dwellings completed and dwellings in which construction has begun than in the previous year, as well as a slightly higher number of permits issued.

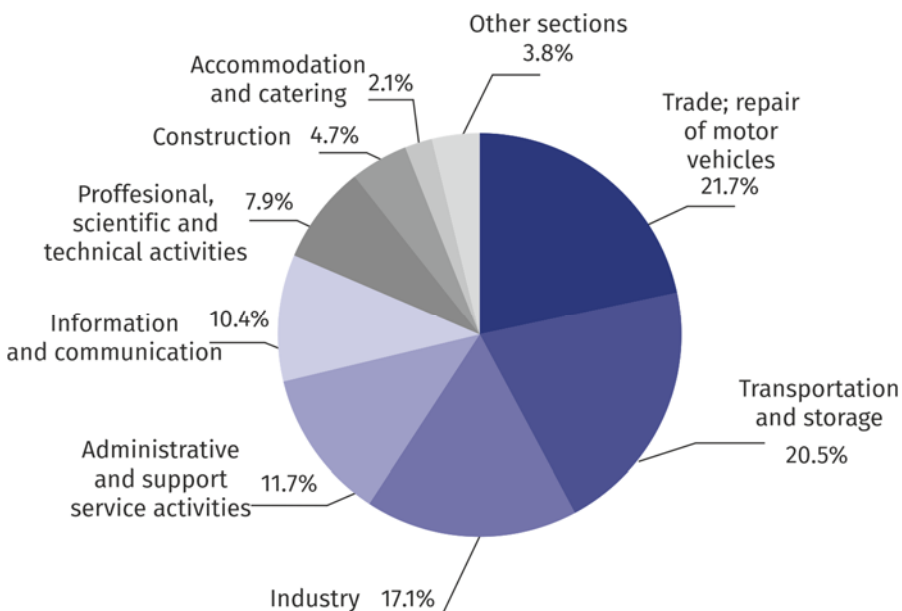
## Average employment

Average employment in the enterprise sector in March 2021 amounted to 1086.1 thousand persons and was by 3.6 thousand persons, i.e. by 0.3% lower than in February 2021 and by 8.0 thousand persons, i.e. by 0.7% lower than in March 2020.

Compared to February 2021, a decrease in the average employment was recorded in the following sections: administrative and support service activities (by 1.1%), construction and accommodation and catering (by 0.9% each), industry (by 0.4%), arts, entertainment and recreation and real estate activities as well as transportation and storage (by 0.3% each), information and communication (by 0.1%).

Average employment in the enterprise sector in March 2021 was by 0.7% lower than a year before

Chart 1. Structure of average employment by PKD (NACE Rev.2) sections in March 2021



As compared to March 2020, a decrease in the average employment was recorded in the sections: accommodation and catering (by 19.8%), construction (by 3.0%), trade; repair of motor vehicles and transportation and storage (by 2.4% each), arts, entertainment and recreation (by 2.2%), professional, scientific and technical activities (by 1.8%), real estate activities (by 0.8%).

An increase in the average employment was recorded in the sections: administrative and support service activities (by 6.2%), industry (by 3.0%), information and communication (by 0.3%).

## Registered unemployment

At the end of March 2021, the number of registered unemployed persons amounted to 26462 and was by 559 persons, i.e. by 2.2% larger than at the end of February 2021 and by 8551 persons, i.e. by 47.7% larger than in the corresponding period of 2020.

The number of registered unemployed women amounted to 12923, which accounted for 48.8% of the total unemployed (49.0% a month before, and 48.8% a year before) and 17.2% of unemployed women in Mazowieckie Voivodship. As compared to February 2021, the number of unemployed women increased by 239 persons, i.e. by 1.9%, and compared to March 2020 increased by 4177 persons, i.e. by 47.8%.

The registered unemployment rate amounted to 2.0% (1.9% in the previous month, and 1.3% in the previous year), the average in Mazowieckie Voivodship was 5.3% (5.4% a month before, and 4.5% a year before), while the national average was 6.4% (6.5% a month before, and 5.4% a year before).

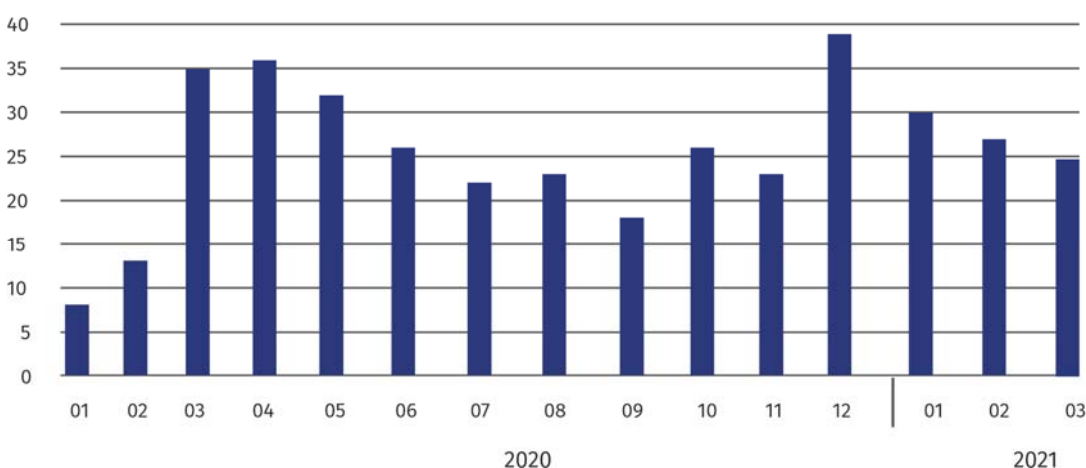
In March 2021, there were 2866 unemployed persons registered in labour offices (2750 in February 2021, and 2207 in March 2020). Registered unemployed persons accounted for 22.7% of the total registered unemployed in the voivodship.

The number of persons registering for the first time amounted to 997 (a month before 982), which accounted for 34.8% of the total unemployed who registered in March 2021 and 32.3% of persons registering for the first time in the voivodship. The share of persons terminated due to company reasons among unemployed persons registered in March 2021 amounted to 3.5% (4.4% in Mazowieckie Voivodship), 3.3% a month before and 2.1% a year before.

In March 2021, 2307 persons were removed from unemployment rolls (1876 in February 2021, and 2318 in March 2020), which accounted for 15.2% of unemployed persons removed from unemployment rolls in Mazowieckie Voivodship. Out of unemployed persons removed from unemployment rolls, 1543 persons took up work. Moreover, 361 persons lost their status of the unemployed as a result of not confirming their readiness to take up work. The reason for removing from the register was also voluntarily giving up the status of the unemployed, acquisition of retirement rights of pre-retirement benefit, acquisition of pension rights, starting training or traineeship and other.

There were 22367 persons who were not entitled to the unemployment benefit, i.e. 84.5% of the total unemployed (14962 persons a year before, i.e. 83.5%). Whereas 4095 unemployed persons were entitled to the unemployment benefit.

**Chart 2. Number of unemployed persons per job offer (as of end of month)**



In March 2021, there were 2830 job offers submitted to labour offices, which accounted for 18.8% of job offers in Mazowieckie Voivodship and at the end this month the labour offices had job offers for 1144 persons. At the end of March 2021 there were 23 persons per one job offer (27 a month before and 35 a year before), in Mazowieckie Voivodship 22 persons (21 in the previous month and 23 in the previous year) registered as unemployed.

At the end of March 2021, the number of registered unemployed persons was by 47.7% higher than in the previous year and the unemployment rate increased by 0.7 pp

In March 2021, there were 3.3% more job offers than a year before

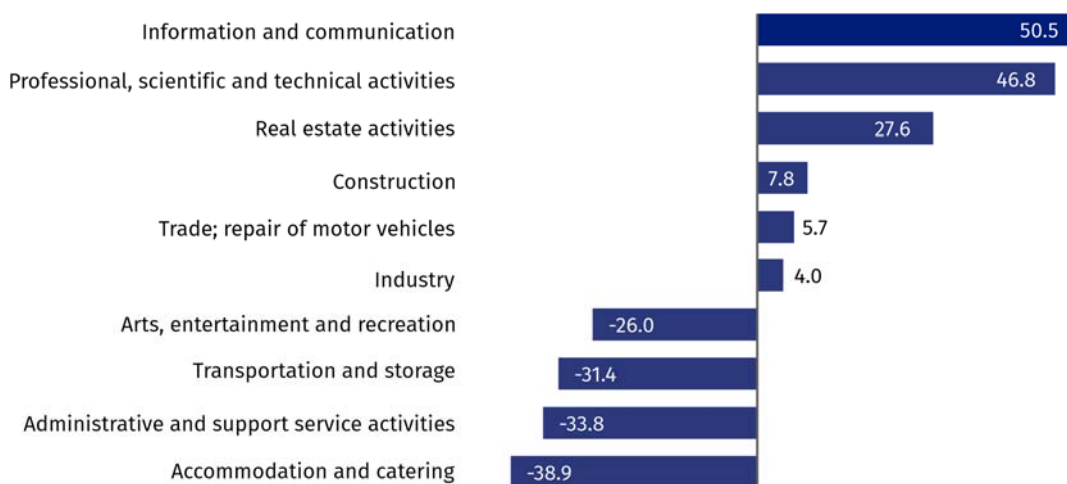
## Wages and salaries

The average monthly gross wages and salaries in the enterprise sector in March 2021 amounted to PLN 7621.58 and were by 11.2% higher as compared to the previous month and by 5.6% higher than in the corresponding period of 2020.

Compared to February 2021, the increase in the average gross wages and salaries was recorded in the following sections: real estate activities (by 23.0%), industry (by 17.7%), professional, scientific and technical activities (by 16.4%), trade; repair of motor vehicles (by 15.0%), construction (by 13.2%), information and communication (by 11.2%), accommodation and catering (by 5.8%), administrative and support service activities (by 3.9%), arts, entertainment and recreation (by 3.1%).

On the other hand, the decrease in the average wages and salaries was recorded in the sections of transportation and storage (by 2.1%).

**Chart 3. Relative deviations (in %) of monthly gross wages and salaries in selected sections from average wages and salaries in enterprise sector in March 2021**



Compared to March 2020, an increase in the average gross wages and salaries was recorded in the sections: industry (by 11.9%), construction (by 8.3%), trade; repair of motor vehicles (by 5.7%), administrative and support service activities (by 5.3%), information and communication (by 4.6%), professional, scientific and technical activities (by 3.6%), transportation and storage (by 2.2%), arts, entertainment and recreation (by 1.4%).

Whereas the decrease in the average gross wages and salaries occurred in the section of accommodation and catering (by 3.5%) and real estate activities (by 0.2%).

## Industry

Sold production of industry in March 2021 amounted (at current prices) to PLN 13869.4 million and was (at constant prices) larger as compared to the corresponding period of 2020 by 7.1%. As compared to March 2020, an increase by 18.3% was recorded in sold production in manufacturing.

In the period January-March 2021, sold production of industry amounted to PLN 38088.6 million (at current prices) and was (at constant prices) higher by 6.5% than in the corresponding period of 2020. There was a production increase in manufacturing by 12.1%.

Among divisions included in manufacturing, the sales increase was recorded, among others, in: manufacture of electrical equipment (by 44.6%), other manufacturing (by 44.5%), manufacture of motor vehicles, trailers and semi-trailers (by 43.6%), manufacture of textiles (by 32.7%), manufacture of products of wood, cork, straw and wicker (by 26.0%), manufacture of computer, electronic and optical products (by 25.8%), manufacture of food products (by 24.5%), manufacture of rubber and plastic products (by 8.0%), manufacture of metal products (by 6.7%), manufacture of other transport equipment (by 6.4%), manufacture of furniture (by 1.8%), manufacture of beverages (by 1.7%), manufacture of wearing apparel (by 1.1%).

Average monthly gross wages and salaries in the enterprise sector in March 2021 amounted to PLN 7621.58 and were by 5.6% higher than in March 2020

Sold production in manufacturing (at constant prices) in March 2021 was by 18.3% larger than a year before

The decrease in sales was recorded, among others, in: manufacture of coke and refined petroleum products (by 32.8%), printing and reproduction of recorded media (by 19.0%), manufacture of other non-metallic mineral products (by 13.1%), manufacture of pharmaceutical products (by 11.8%), manufacture of machinery and equipment n.e.c. (by 10.1%), manufacture of chemicals and chemical products (by 8.9%), repair and installation of machinery and equipment (by 6.8%), manufacture of paper and paper products (by 4.8%), manufacture of basic metals (by 3.6%).

Labour productivity in construction measured by production per employed person, in January-March 2021 amounted to PLN 204.7 thousand (at current prices) and was – at constant prices – by 3.6% higher than in the previous year.

## Construction

Sold production of construction in March 2021 amounted (at current prices) to PLN 3807.7 million and compared to February 2021 was larger by 26.4%, and compared to the corresponding period of the previous year it decreased by 2.8%.

In the period January-March 2021, sold production of construction reached PLN 10247.3 million, i.e. by 1.4% smaller than in the corresponding period of 2020.

Construction and assembly production in March 2021 reached PLN 882.8 million (at current prices) and accounted for 23.2% of sold production of construction. As compared to the previous month, construction and assembly production increased by 35.4%, and compared to March 2020 it was lower by 7.8%.

In the period January-March 2021, construction and assembly production was at the level of PLN 2139.1 million and accounted for 20.9% of sold production of construction (23.7% a year before). Compared to the corresponding period of previous year construction and assembly production was smaller by 13.2%.

The decrease in production in relation to the corresponding period of 2020 occurred in entities dealing with: construction of buildings (by 26.0%) and civil engineering (by 13.4%), while the increase was recorded in units dealing with specialized construction activities (by 6.9%).

Labour productivity measured by production per employed person in construction in March 2021 amounted to PLN 75.4 thousand and was by 27.5% higher than a month before and by 0.2% higher than in March 2020.

## Trade

Retail sales in trade and non-trade enterprises in March 2021 (at current prices) were by 12.6% larger than in February 2021 and by 28.5% higher compared to March 2020.

Compared to February 2021, there was an increase in retail sales conducted by mail order houses (by 33.8%), sales of motor vehicles, motorcycles, parts (by 19.1%), sales of food, beverages and tobacco (by 18.8%), sales of solid, liquid and gas fuels (by 17.3%), sales of furniture, electronics and household appliances (by 15.8%), other sales (by 15.2%), sales of pharmaceuticals, cosmetics and orthopaedic equipment (by 14.5%), sales of press, books, other sales in specialized stores (by 5.0%).

Whereas there was a decrease in the sales of textiles, clothing and footwear (by 22.0%), other retail sales in non-specialized stores (by 11.3%).

Compared to March 2020, there was an increase in retail sales conducted by mail order houses (by 136.0%), sales of textiles, clothing and footwear (by 87.5%), sales of press, books, other sales in specialized stores (by 55.0%), sales of motor vehicles, motorcycles, parts (by 44.5%), sales of furniture, electronics and household appliances (by 36.7%), sales of pharmaceuticals, cosmetics and orthopaedic equipment (by 19.1%), other retail sales in non-specialized stores (by 13.4%), sales of solid, liquid and gas fuels (by 13.2%), other sales (by 8.5%).

However, there was a decrease in the sales of food, beverages and tobacco (by 2.2%).

In the period January-March 2021, compared to the corresponding period of 2020, retail sales increased by 4.1%

Construction and assembly production (at current prices) in March 2021 was by 7.8% smaller than a year before

Retail sales (at current prices) in trade and non-trade enterprises in March 2021 was by 28.5% larger than in March 2020

Wholesale in trade enterprises in March 2021 (at current prices) was by 18.9% larger as compared to the previous month and by 18.3% higher as compared to March 2020, and in wholesale enterprises it was higher by 19.3% and by 11.0%, respectively.

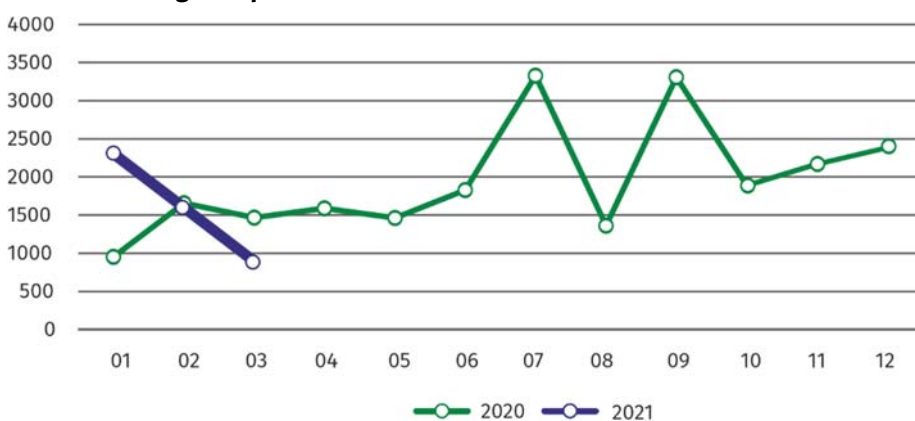
In the period January-March 2021, trade units realized wholesale by 7.0% larger than in the previous year, while wholesale enterprises by 4.1% higher.

### Housing construction<sup>1</sup>

According to preliminary data, 920 dwellings were completed in Warszawa in March 2021, i.e. by 37.4% less than in the previous year.

In the period January-March 2021, 4840 dwellings were completed (by 18.6% more than in the corresponding period of 2020), and in Mazowieckie Voivodship 10595 dwellings, i.e. by 15.8% more than in January-March 2020. The increase in the number of dwellings completed was recorded in private construction from 116 to 300 dwellings, i.e. by 158.6% more, in construction for sale or rent from 3956 to 4384 dwellings, i.e. by 10.8% more, in municipal construction from 8 to 156 dwellings.

**Chart 4. Dwellings completed**



In January-March 2021, the construction began in 2745 dwellings (by 35.8% less than in the corresponding period of 2020), of which: 2634 in construction for sale or rent, 111 in private construction.

In January-March 2021, the number of dwellings for which permits have been granted or which have been registered with a construction project amounted to 2896 (by 20.3% less than in the corresponding period of 2020), of which 245 dwellings in buildings built by private investors.

The average useful floor area of a dwelling completed in January-March 2021, amounted to 64.7 m<sup>2</sup> and increased compared to the corresponding period of 2020 by 1.4 m<sup>2</sup>. In private construction, the average useful floor area of dwellings amounted to 146.6 m<sup>2</sup> (by 64.8 m<sup>2</sup> fewer than in the corresponding period of 2020), in construction for sale or rent — 60.0 m<sup>2</sup> (by 1.0 m<sup>2</sup> more), in municipal construction — 38.5 m<sup>2</sup> (by 5.5 m<sup>2</sup> more).

### Entities of the national economy<sup>2</sup>

At the end of March 2021, there were 480193 entities of the national economy registered in the REGON register in Warszawa, which accounted for 53.6% of the total in Mazowieckie Voivodship. Compared with February 2021, the number of entities of the national economy increased by 1916 (i.e. by 0.4%), and compared to March 2020 increased by 18955 (i.e. by 4.1%).

As of the end of March 2021, there were 215226 legal persons and organizational units without legal personality registered in the REGON register, of which 147485 commercial companies. The

Wholesale (at current prices) in trade enterprises was by 18.3% higher than a year before

In January-March 2021, the construction began in 2745 dwellings, i.e. by 35.8% less than in the corresponding period of the previous year

At the end of March 2021, the most numerous group of entities by kind of conducted activity represented units dealing with professional, scientific and technical activities

<sup>1</sup> Reporting data – may change after preparing quarterly reports..

<sup>2</sup> Applies to legal persons, organizational units without legal personality and natural persons conducting economic activity (excluding natural persons tending private farms in agriculture).



number of these entities increased compared to the previous month by 0.4% and 0.5%, whereas on an annual basis by 4.7% and 6.3%, respectively.

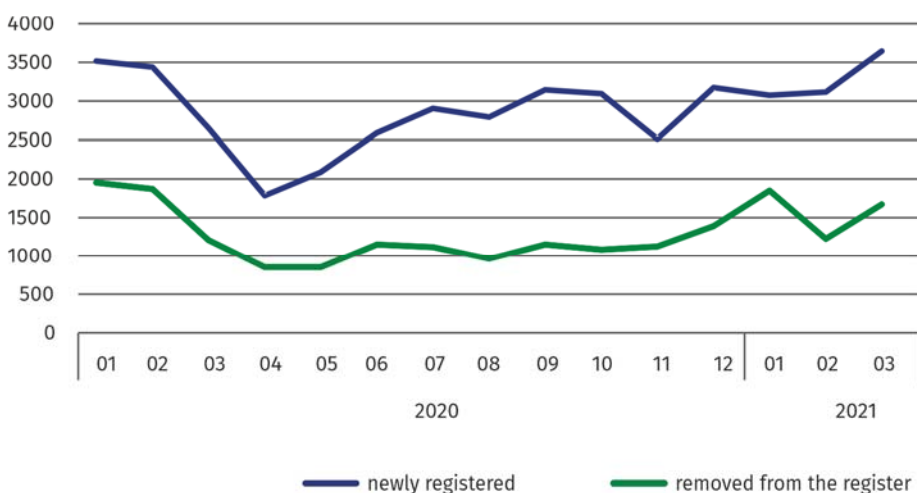
The number of registered natural persons conducting economic activity as of the end of March 2021 amounted to 264967 and compared to February 2021 it was higher by 0.4%, and compared to the corresponding period of the previous year increased by 3.7%.

In the capital city, in March 2021 the most numerous were entities dealing with professional, scientific and technical activities (19.5% of total registered units), trade; repair of motor vehicles (18.5%), information and communication (10.2%).

Compared to February 2021, the number of entities increased among others in the sections: electricity, gas, steam and air conditioning supply (by 3.5%), information and communication (by 1.0%), accommodation and catering (by 0.8%), health care and social welfare (by 0.7%), construction, administrative and support service activities as well as arts, entertainment and recreation (by 0.5% each). Whereas there was a decrease in the number of entities in the sections of agriculture, forestry and fishing (by 0.6%), mining and quarrying (by 0.3%), public administration and national defense; compulsory social security (by 0.2%).

In comparison with March 2020, the largest increase was recorded in the sections: electricity, gas, steam and air conditioning supply (by 24.8%), information and communication (by 8.2%), administrative and support service activities and arts, entertainment and recreation (by 6.7% each). Whereas a decrease in the number of entities was recorded in the section of mining and quarrying (by 0.8%).

**Chart 5. Entities newly registered and removed from the register**



In March 2021, the number of newly registered entities was 18.6% higher than a month earlier, and the number of suspended activities increased by 0.2%

In March 2021, 3635 new entities were entered into the REGON register, i.e. by 18.6% more than in the previous month. The newly registered entities were dominated by natural persons conducting economic activity – 2267 (by 24.0% more than in February 2021). The number of newly registered commercial companies was higher by 15.2%, including limited liability companies – by 18.8%.

In March 2021, 1603 entities were removed from the REGON register (compared to 1124 in the previous month), including 1110 natural persons conducting economic activity (by 38.9% more). The most units removed from the register were dealing with: trade; repair of motor vehicles (20.5%), professional, scientific and technical activities (by 16.2%), information and communication (10.0%).

As of the end of March 2021, 46103 entities had suspended activity in the REGON register (by 0.2% more than a month before). The vast majority were natural persons conducting economic activity (85.5%).

In the case of quoting data from Statistics Poland, please provide information: "Source of data – Statistics Poland", and in the case of publishing calculations made on data published by Statistics Poland, please provide information: "Own study based on Statistics Poland data".

**Table 1. Selected data on Warszawa**

SPECIFICATION		01	02	03	04	05	06	07	08	09	10	11	12
Registered unemployment (in thousands; as of end of the period)	2020	18,0	18,0	17,9	19,0	21,0	22,6	23,5	24,2	24,4	24,5	24,1	24,4
	2021	25,0	25,9	26,5									
Unemployment rate (in %; as of end of the period)	2020	1,3	1,3	1,3	1,4	1,6	1,7	1,7	1,8	1,8	1,8	1,8	1,8
	2021	1,9	1,9	2,0									
Job offers (during the month)	2020	4199	3148	2740	1563	1848	2281	2848	2198	3224	3113	2971	2607
	2021	2680	2419	2830									
Number of unemployed persons per job offer (as of end of the period)	2020	8	13	35	36	32	26	22	23	18	26	23	39
	2021	30	27	23									
Average employment in the enterprise sector <sup>a</sup> (in thousands persons)	2020	1099,9	1098,3	1094,2	1070,1	1061,1	1071,5	1076,8	1083,0	1086,9	1088,4	1091,2	1093,9
	2021	1091,9	1089,7	1086,1									
previous month=100	2020	100,5	99,9	99,6	97,8	99,2	101,0	100,5	100,6	100,4	100,1	100,3	100,3
	2021	99,8	99,8	99,7									
corresponding month of previous year =100	2020	101,5	101,9	101,3	99,0	98,3	99,3	99,4	99,8	100,4	100,3	100,1	99,9
	2021	99,3	99,2	99,3									
Average monthly gross wages and salaries in the enterprises sector <sup>a</sup> (in PLN)	2020	6669,32	6645,97	7216,13	6759,21	6465,54	6506,31	6626,68	6540,32	6555,49	6891,68	6608,42	7056,38
	2021	6948,56	6854,54	7621,58									
previous month=100	2020	98,6	99,6	108,6	93,7	95,7	100,6	101,9	98,7	100,2	105,1	95,9	106,8
	2021	98,5	98,6	111,2									
corresponding month of previous year =100	2020	106,3	105,9	105,9	96,7	101,5	101,4	103,7	102,8	103,4	103,1	102,4	104,3
	2021	104,2	103,1	105,6									
Dwellings completed (since the beginning of the year)	2020	955	2611	4080	5669	7130	8958	12286	13646	16953	18843	21038	23437
	2021	2314	3920	4840									
corresponding period of previous year =100	2020	58,6	73,0	84,9	88,6	88,5	95,2	110,5	102,0	111,8	109,4	105,4	108,5
	2021	242,3	150,1	118,6									
Sold production of industry <sup>a</sup> (at constant prices):													
corresponding month of previous year =100	2020	101,8	108,4	108,5	94,9	106,1	119,4	110,2	106,4	112,3	102,2	97,0	108,1
	2021	99,0	105,3	107,1									

<sup>a</sup> In enterprises employing more than 9 persons.

**Table 1. Selected data on Warszawa (cont.)**

SPECIFICATION		01	02	03	04	05	06	07	08	09	10	11	12
Construction and assembly production <sup>a</sup> (at current prices):													
previous month=100	2020	47,8	127,0	114,1	93,3	107,4	107,5	91,7	102,1	113,3	96,7	107,4	131,7
	2021	39,2	111,1	135,4									
corresponding month of previous year =100	2020	98,3	85,1	80,3	82,3	79,2	81,9	66,4	62,4	86,6	81,3	92,0	108,2
	2021	88,7	77,7	92,2									
Retail sales of goods <sup>a</sup> (at current prices):													
previous month=100	2020	72,2	94,9	89,5	86,1	131,1	110,7	104,2	98,5	97,2	102,1	96,8	127,4
	2021	65,8	110,5	112,6									
corresponding month of previous year =100	2020	105,5	107,9	81,5	68,1	90,8	96,7	100,8	101,5	100,4	97,6	90,5	96,3
	2021	87,8	102,1	128,5									
Turnover profitability rate in enterprises <sup>b</sup> :													
gross (in %)	2020	.	.	3,0	.	.	5,8	.	.	5,7	.	.	5,4
	2021	.	.	.									
net (in %)	2020	.	.	2,1	.	.	4,6	.	.	4,6	.	.	4,3
	2021	.	.	.									
Entities of the national economy <sup>c</sup> (as of end of the period)	2020	457998	459714	461238	462115	463276	464637	466492	468221	470229	472215	473552	475287
	2021	476394	478277	480193									
of which commercial companies	2020	136910	137971	138794	139439	139992	140588	141390	142226	143077	143782	144567	145501
	2021	145941	146684	147485									
of which with foreign capital participation	2020	27025	27168	27285	27436	27526	27563	27635	27752	27859	27940	28058	28236
	2021	28207	28296	28380									

a In enterprises employing more than 9 persons. b In which the number of employees exceeds 49, excluding enterprises of agriculture, forestry and fishing as well as financial and insurance activities; the data are published cumulatively. c In the REGON register, excluding persons tending private farms in agriculture.

Note. The following symbols were used in the table: (.) data not available, classified data (statistical confidentiality) or providing data impossible or purposeless, sign \* data were changed in relation to the previously published.



Prepared by:  
**Statistical Office in Warszawa**  
**Director Zofia Kozłowska**  
Tel.: (+48 22) 464 23 15

Issued by:  
**Statistical Information Centre**  
**Marcin Kałuski**  
Tel.: (+48 22) 464 20 91  
e-mail: [m.kaluski@stat.gov.pl](mailto:m.kaluski@stat.gov.pl)

**Press office**

Tel.: (+48 22) 464 20 91

e-mail: [m.kaluski@stat.gov.pl](mailto:m.kaluski@stat.gov.pl)



[warszawa.stat.gov.pl/en/](http://warszawa.stat.gov.pl/en/)



[@Warszawa\\_STAT](https://twitter.com/Warszawa_STAT)

**Related information**

[Communication and Announcements](#)

**Data available in databases**

[Local Data Bank → Labour market](#)

**Terms used in official statistics**

[Registered unemployed persons](#)

[Registered unemployment rate](#)

[Average paid employment](#)

[Average monthly gross wages and salaries](#)

[Dwellings completed](#)

[Gross turnover profitability indicator](#)

[Net turnover profitability indicator](#)

