

# Statistics of Warszawa No. 2/2021

26 March 2021

↓ 99.2

Dynamics of average employment y/y

In February 2021 there was a slight decrease in the average employment and an increase in the number of unemployed persons. The unemployment rate remained at the level of the previous year. There was an increase in sold production of industry and a decrease in construction and assembly production. February was characterized by a lower number of dwellings completed than in the previous year, as well as much lower number of permits issued and dwellings in which construction has begun.

## Average employment

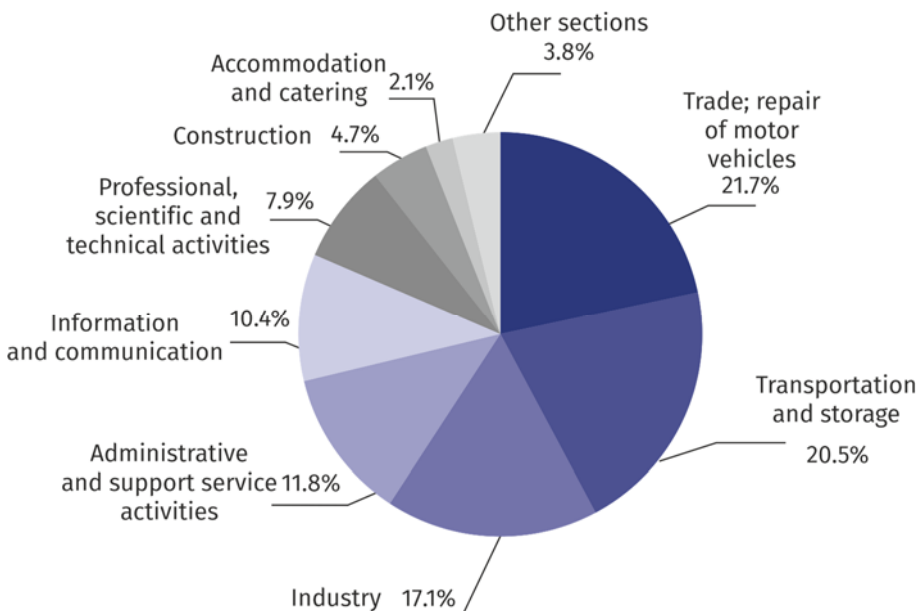
Average employment in the enterprise sector in February 2021 amounted to 1089.7 thousand persons and was by 2.2 thousand persons, i.e. by 0.2% lower than in January 2021 and by 8.6 thousand persons, i.e. by 0.8% lower than in February 2020.

Compared to January 2021, a decrease in the average employment was recorded in the following sections: administrative and support service activities (by 2.2%), accommodation and catering (by 0.6%), arts, entertainment and recreation and real estate activities (by 0.5% each), construction (by 0.2%).

Whereas an increase in the average employment occurred in the sections: trade; repair of motor vehicles (by 0.4%), transportation and storage (by 0.2%), professional, scientific and technical activities as well as information and communication (by 0.1% each).

Average employment in the enterprise sector in February 2021 was by 0.8% lower than a year before

**Chart 1. Structure of average employment by PKD (NACE Rev.2) sections in February 2021**



As compared to February 2020, a decrease in the average employment was recorded in the sections: accommodation and catering (by 20.7%), trade; repair of motor vehicles (by 3.0%), transportation and storage (by 2.8%), construction (by 2.4%), professional, scientific and technical activities (by 1.9%), arts, entertainment and recreation (by 1.8%), real estate activities (by 0.5%).

An increase in the average employment was recorded in the sections: administrative and support service activities (by 7.4%), industry (by 3.0%), information and communication (by 0.9%).

## Registered unemployment

At the end of February 2021, the number of registered unemployed persons amounted to 25903 and was by 874 persons, i.e. by 3.5% larger than at the end of January 2021 and by 7881 persons, i.e. by 43.7% larger than in the corresponding period of 2020.

The number of registered unemployed women amounted to 12684, which accounted for 49.0% of the total unemployed (49.3% a month before, and 48.8% a year before) and 16.5% of unemployed women in Mazowieckie Voivodship. As compared to January 2021, the number of unemployed women increased by 345 persons, i.e. by 2.8%, and compared to February 2020 increased by 3884 persons, i.e. by 44.1%.

The registered unemployment rate amounted to 1.9% (as in the previous month, and 1.3% in the previous year), the average in Mazowieckie Voivodship was 5.4% (5.3% a month before, and 4.6% a year before), while the national average was 6.5% (as a month before, and 5.5% a year before).

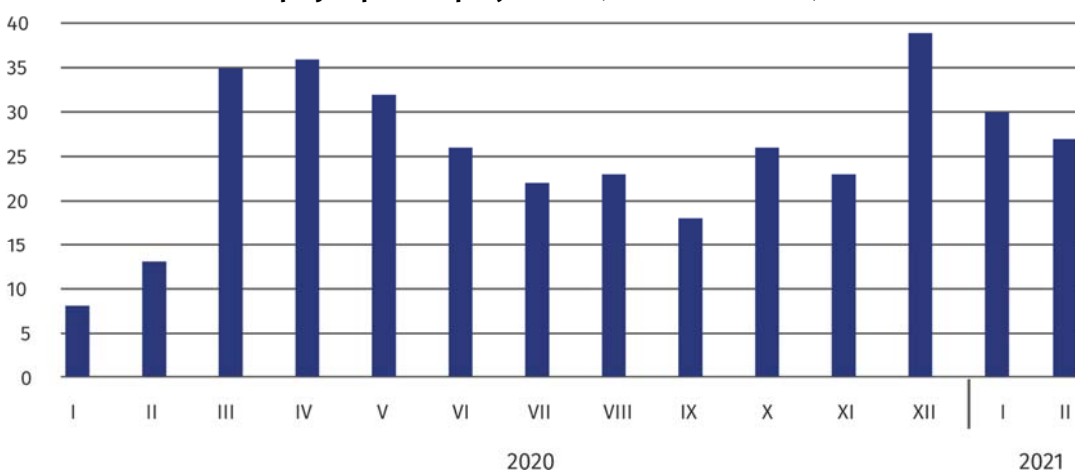
In February 2021, there were 2750 unemployed persons registered in labour offices (2465 in January 2021, and 2571 in February 2020). Registered unemployed persons accounted for 21.7% of the total registered unemployed in the voivodship.

The number of persons registering for the first time amounted to 982 (a month before 895), which accounted for 35.7% of the total unemployed who registered in February 2021 and 30.5% of persons registering for the first time in the voivodship. The share of persons terminated due to company reasons among unemployed persons registered in February 2021 amounted to 3.3% (4.6% in Mazowieckie Voivodship), 5.0% a month before and 2.6% a year before.

In February 2021, 1876 persons were removed from unemployment rolls (1839 in January 2021, and 2559 in February 2020), which accounted for 16.6% of unemployed persons removed from unemployment rolls in Mazowieckie Voivodship. Out of unemployed persons removed from unemployment rolls, 1309 persons took up work. Moreover, 288 persons lost their status of the unemployed as a result of not confirming their readiness to take up work. The reason for removing from the register was also voluntarily giving up the status of the unemployed, acquisition of retirement rights of pre-retirement benefit, acquisition of pension rights, starting training or traineeship and other.

There were 21550 persons who were not entitled to the unemployment benefit, i.e. 83.2% of the total unemployed (14954 persons a year before, i.e. 83.0%). Whereas 4353 unemployed persons were entitled to the unemployment benefit.

**Chart 2. Number of unemployed persons per job offer (as of end of month)**



In February 2021, there were 2419 job offers submitted to labour offices, which accounted for 17.1% of job offers in Mazowieckie Voivodship and at the end this month the labour offices had job offers for 943 persons. At the end of February 2021 there were 27 persons per one job offer (30 a month before and 13 a year before), in Mazowieckie Voivodship 21 persons (21 in the previous month and 17 in the previous year) registered as unemployed.

At the end of February 2021, the number of registered unemployed persons was by 43.7% higher than in the previous year and the unemployment rate was at the previous months level - 1.9%

In February 2021, there were 23.2% less job offers than a year before

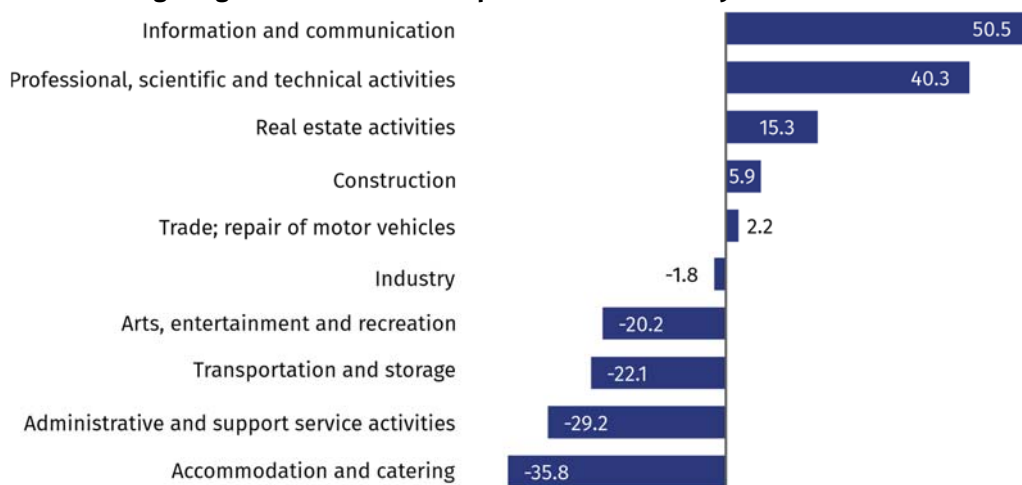
## Wages and salaries

The average monthly gross wages and salaries in the enterprise sector in February 2021 amounted to PLN 6854.54 and were by 1.4% lower as compared to the previous month and by 3.1% higher than in the corresponding period of 2020.

Compared to January 2021, the decrease in the average gross wages and salaries was recorded in the following sections: administrative and support service activities (by 4.0%), information and communication (by 2.9%), trade; repair of motor vehicles (by 1.8%), transportation and storage (by 1.7%), accommodation and catering (by 1.6%), construction (by 1.5%), arts, entertainment and recreation (by 0.8%), professional, scientific and technical activities (by 0.3%).

On the other hand, the increase in the average wages and salaries was recorded in the sections: real estate activities (by 3.9%) and industry (by 0.5%).

**Chart 3. Relative deviations (in %) of monthly gross wages and salaries in selected sections from average wages and salaries in enterprise sector in February 2021**



Compared to February 2020, an increase in the average gross wages and salaries was recorded in the sections: professional, scientific and technical activities (by 6.5%), real estate activities (by 5.1%), construction (by 4.9%), administrative and support service activities (by 3.7%), information and communication (by 3.4%), transportation and storage (by 3.2%), industry (by 3.1%), trade; repair of motor vehicles (by 1.2%).

Whereas the decrease in the average gross wages and salaries occurred in the section of arts, entertainment and recreation (by 3.3%) and accommodation and catering (by 2.8%).

## Industry

Sold production of industry in February 2021 amounted (at current prices) to PLN 12041.2 million and was (at constant prices) smaller as compared to the corresponding period of 2020 by 5.3%. As compared to February 2020, an increase by 13.4% was recorded in sold production in manufacturing.

In the period January-February 2021, sold production of industry amounted to PLN 24088.8 million (at current prices) and was (at constant prices) higher by 4.9% than in the corresponding period of 2020. There was a production increase in manufacturing by 10.3%.

Among divisions included in manufacturing, the sales increase was recorded, among others, in: other manufacturing (by 51.6%), manufacture of motor vehicles, trailers and semi-trailers (by 41.6%), manufacture of textiles (by 29.4%), manufacture of electrical equipment (by 29.0%), manufacture of computer, electronic and optical products (by 28.4%), manufacture of food products (by 25.7%), manufacture of products of wood, cork, straw and wicker (by 16.8%), manufacture of machinery and equipment n.e.c. (by 8.4%), manufacture of rubber and plastic products (by 4.6%), manufacture of metal products (by 4.4%), manufacture of chemicals and chemical products (by 0.7%), manufacture of other transport equipment (by 0.4%).

Average monthly gross wages and salaries in the enterprise sector in February 2021 amounted to PLN 6854.54 and were by 3.1% higher than in February 2020

Sold production in manufacturing (at constant prices) in February 2021 was by 5.3% larger than a year before

The decrease in sales was recorded, among others, in: manufacture of coke and refined petroleum products (by 35.4%), printing and reproduction of recorded media (by 26.7%), manufacture of other non-metallic mineral products (by 25.8%), manufacture of beverages (by 13.9%), manufacture of wearing apparel (by 11.9%), manufacture of basic metals (by 8.6%), manufacture of furniture (by 8.5%), manufacture of paper and paper products (by 7.2%), manufacture of chemicals and chemical products (by 4.3%), manufacture of pharmaceutical products (by 4.1%), repair and installation of machinery and equipment (by 2.8%).

Labour productivity in construction measured by production per employed person, in January-February 2021 amounted to PLN 129.0 thousand (at current prices) and was – at constant prices – by 1.9% higher than in the previous year.

## Construction

Sold production of construction in February 2021 amounted (at current prices) to PLN 3011.7 million and compared to January 2021 was larger by 17.7%, and compared to the corresponding period of the previous year it decreased by 6.2%.

In the period January-February 2021, sold production of construction reached PLN 6062.4 million, i.e. by 3.9% smaller than in the corresponding period of 2020.

Construction and assembly production in February 2021 reached PLN 651.8 million (at current prices) and accounted for 21.6% of sold production of construction. As compared to the previous month, construction and assembly production increased by 11.1%, and compared to February 2020 it was lower by 22.3%.

In the period January-February 2021, construction and assembly production was at the level of PLN 1234.3 million and accounted for 20.4% of sold production of construction (23.9% a year before). Compared to the corresponding period of previous year construction and assembly production was smaller by 18.0%.

The decrease in production in relation to the corresponding period of 2020 occurred in entities dealing with: construction of buildings (by 27.4%) and civil engineering (by 23.1%), while the increase was recorded in units dealing with specialized construction activities (by 6.2%).

Labour productivity measured by production per employed person in construction in February 2021 amounted to PLN 59.1 thousand and was by 18.0% higher than a month before and by 3.9% smaller than in February 2020.

## Trade

Retail sales in trade and non-trade enterprises in February 2021 (at current prices) were by 10.5% larger than in January 2021 and by 2.1% higher compared to February 2020.

Compared to January 2021, there was an increase in other retail sales in non-specialized stores (by 121.2%), the sales of textiles, clothing and footwear (by 119.7%), sales of pharmaceuticals, cosmetics and orthopaedic equipment (by 26.6%), sales of press, books, other sales in specialized stores (by 26.1%), sales of furniture, electronics and household appliances (by 9.7%), other sales (by 1.0%), sales of solid, liquid and gas fuels (by 0.6%).

Whereas there was a decrease in retail sales conducted by mail order houses (by 11.8%), sales of motor vehicles, motorcycles, parts (by 9.7%), sales of food, beverages and tobacco (by 1.5%).

Compared to February 2020, there was an increase in retail sales conducted by mail order houses (by 91.6%), sales of press, books, other sales in specialized stores (by 20.3%), sales of furniture, electronics and household appliances (by 18.9%), sales of textiles, clothing and footwear (by 6.6%).

However, there was a decrease in the sales of pharmaceuticals, cosmetics and orthopaedic equipment (by 16.8%), other retail sales in non-specialized stores (by 16.0%), sales of food, beverages and tobacco (by 14.3%), other sales (by 12.9%), sales of solid, liquid and gas fuels (by 11.5%), sales of motor vehicles, motorcycles, parts (by 0.5%).

Construction and assembly production (at current prices) in February 2021 was by 22.3% smaller than a year before

Retail sales (at current prices) in trade and non-trade enterprises in February 2021 was by 10.5% larger than in January 2021

In the period January-February 2021, compared to the corresponding period of 2020, retail sales decreased by 5.6%.

Wholesale in trade enterprises in February 2021 (at current prices) was by 3.9% larger as compared to the previous month and by 5.6% higher as compared to February 2020, and in wholesale enterprises it was lower by 1.4% and higher by 5.8%, respectively.

In the period January-February 2021, trade units realized wholesale by 5.6% larger than in the previous year, while wholesale enterprises by 5.2% higher.

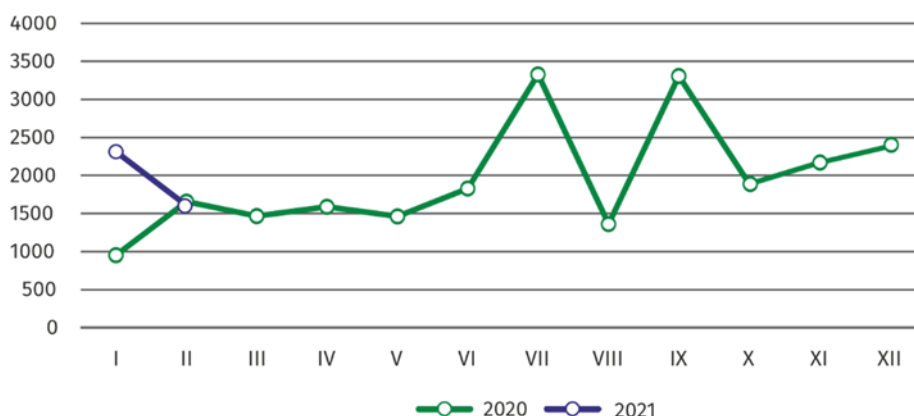
Wholesale (at current prices) in trade enterprises was by 5.6% higher than a year before

### Housing construction<sup>1</sup>

According to preliminary data, 1606 dwellings were completed in Warszawa in February 2021, i.e. by 3.0% less than in the corresponding period of 2020.

In the period January-February 2021, 3920 dwellings were completed (by 50.1% more than in the corresponding period of 2020), and in Mazowieckie Voivodship 7723 dwellings, i.e. by 24.0% more than in January-February 2020. The increase in the number of dwellings completed was recorded in private construction from 78 to 206 dwellings, i.e. by 164.1% more, in construction for sale or rent from 2525 to 3558 dwellings, i.e. by 40.9% more, in municipal construction from 8 to 156 dwellings.

Chart 4. Dwellings completed



In January-February 2021, the construction began in 1808 dwellings (by 44.6% less than in the corresponding period of 2020), of which: 1755 in construction for sale or rent, 53 in private construction.

In January-February 2021, the number of dwellings for which permits have been granted or which have been registered with a construction project amounted to 1314 (by 37.0% less than in the corresponding period of 2020), of which 137 dwellings in buildings built by private investors.

The average useful floor area of a dwelling completed in January-February 2021, amounted to 61.2 m<sup>2</sup> and decreased compared to the corresponding period of 2020 by 2.6 m<sup>2</sup>. In private construction, the average useful floor area of dwellings amounted to 140.5 m<sup>2</sup> (by 83.0 m<sup>2</sup> fewer than in the corresponding period of 2020), in construction for sale or rent — 57.6 m<sup>2</sup> (by 1.4 m<sup>2</sup> fewer), in municipal construction — 38.5 m<sup>2</sup> (by 5.5 m<sup>2</sup> more).

In January-February 2021, the construction began in 1808 dwellings, i.e. by 44.6% less than in the corresponding period of the previous year

<sup>1</sup> Reporting data – may change after preparing quarterly reports..

## Entities of the national economy<sup>2</sup>

At the end of February 2021, there were 478277 entities of the national economy registered in the REGON register in Warszawa, which accounted for 53.6% of the total in Mazowieckie Voivodship. Compared with January 2021, the number of entities of the national economy increased by 1883 (i.e. by 0.4%), and compared to February 2020 increased by 18563 (i.e. by 4.0%).

As of the end of February 2021, there were 214352 legal persons and organizational units without legal personality registered in the REGON register, of which 146684 commercial companies. The number of these entities increased compared to the previous month by 0.4% and 0.5%, whereas on an annual basis by 4.7% and 6.3%, respectively.

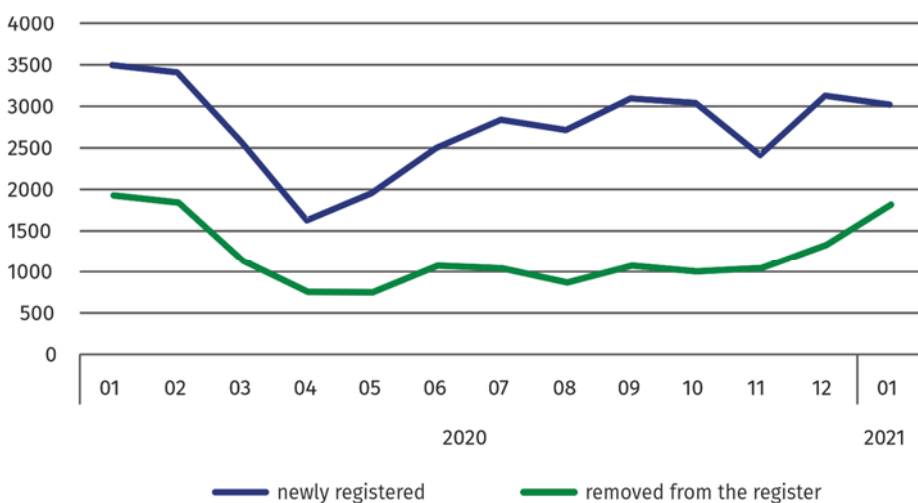
The number of registered natural persons conducting economic activity as of the end of February 2021 amounted to 263925 and compared to January 2021 it was higher by 0.4%, and compared to the corresponding period of the previous year increased by 3.5%.

In the capital city, in February 2021 the most numerous were entities dealing with professional, scientific and technical activities (19.5% of total registered units), trade; repair of motor vehicles (18.6%), information and communication (10.1%).

Compared to January 2021, the number of entities increased among others in the sections: public administration and national defense; compulsory social security (by 1.4%), information and communication (by 0.9%), electricity, gas, steam and air conditioning supply and arts, entertainment and recreation (by 0.8% each), education and health care and social welfare (by 0.7%). Whereas there was a decrease in the number of entities in the sections of mining and quarrying (by 0.5%), financial and insurance activities (by 0.1%).

In comparison with February 2020, the largest increase was recorded in the sections: electricity, gas, steam and air conditioning supply (by 23.0%), information and communication (by 7.8%), administrative and support service activities (by 6.9%). Whereas a decrease in the number of entities was recorded in the section of mining and quarrying (by 0.8%).

**Chart 5. Entities newly registered and removed from the register**



In February 2021, 3066 new entities were entered into the REGON register, i.e. by 1.4% more than in the previous month. The newly registered entities were dominated by natural persons conducting economic activity – 1828 (by 5.3% less than in January 2021). The number of newly registered commercial companies was higher by 8.2%, including limited liability companies – by 7.8%.

In February 2021, 1124 entities were removed from the REGON register (compared to 1795 in the previous month), including 799 natural persons conducting economic activity (by 30.8% less). The most units removed from the register were dealing with: trade; repair of motor vehicles and professional, scientific and technical activities (by 19.0% each), information and communication (9.5%).

As of the end of February 2021, 46032 entities had suspended activity in the REGON register (by 1.4% more than a month before). The vast majority were natural persons conducting economic activity (85.7%).

At the end of February 2021, the most numerous group of entities by kind of conducted activity represented units dealing with professional, scientific and technical activities

In February 2021, the number of newly registered entities was 1.4% higher than a month earlier, and the number of suspended activities increased by 1.4%

<sup>2</sup> Applies to legal persons, organizational units without legal personality and natural persons conducting economic activity (excluding natural persons tending private farms in agriculture).

In the case of quoting data from Statistics Poland, please provide information: "Source of data – Statistics Poland", and in the case of publishing calculations made on data published by Statistics Poland, please provide information: "Own study based on Statistics Poland data".



**Table 1. Selected data on Warszawa**

SPECIFICATION		01	02	03	04	05	06	07	08	09	10	11	12
Registered unemployment (in thousands; as of end of the period)	2020	18,0	18,0	17,9	19,0	21,0	22,6	23,5	24,2	24,4	24,5	24,1	24,4
	2021	25,0	25,9										
Unemployment rate (in %; as of end of the period)	2020	1,3	1,3	1,3	1,4	1,6	1,7	1,7	1,8	1,8	1,8	1,8	1,8
	2021	1,9	1,9										
Job offers (during the month)	2020	4199	3148	2740	1563	1848	2281	2848	2198	3224	3113	2971	2607
	2021	2680	2419										
Number of unemployed persons per job offer (as of end of the period)	2020	8	13	35	36	32	26	22	23	18	26	23	39
	2021	30	27										
Average employment in the enterprise sector <sup>a</sup> (in thousands persons)	2020	1099,9	1098,3	1094,2	1070,1	1061,1	1071,5	1076,8	1083,0	1086,9	1088,4	1091,2	1093,9
	2021	1091,9	1089,7										
previous month=100	2020	100,5	99,9	99,6	97,8	99,2	101,0	100,5	100,6	100,4	100,1	100,3	100,3
	2021	99,8	99,8										
corresponding month of previous year =100	2020	101,5	101,9	101,3	99,0	98,3	99,3	99,4	99,8	100,4	100,3	100,1	99,9
	2021	99,3	99,2										
Average monthly gross wages and salaries in the enterprises sector <sup>a</sup> (in PLN)	2020	6669,32	6645,97	7216,13	6759,21	6465,54	6506,31	6626,68	6540,32	6555,49	6891,68	6608,42	7056,38
	2021	6948,56	6854,54										
previous month=100	2020	98,6	99,6	108,6	93,7	95,7	100,6	101,9	98,7	100,2	105,1	95,9	106,8
	2021	98,5	98,6										
corresponding month of previous year =100	2020	106,3	105,9	105,9	96,7	101,5	101,4	103,7	102,8	103,4	103,1	102,4	104,3
	2021	104,2	103,1										
Dwellings completed (since the beginning of the year)	2020	955	2611	4080	5669	7130	8958	12286	13646	16953	18843*	21038*	23437*
	2021	2314	3920										
corresponding period of previous year =100	2020	58,6	73,0	84,9	88,6	88,5	95,2	110,5	102,0	111,8	109,4*	105,4	108,5*
	2021	242,3	150,1										
Sold production of industry <sup>a</sup> (at constant prices):													
corresponding month of previous year =100	2020	101,8	108,4	108,5	94,9	106,1	119,4	110,2	106,4	112,3	102,2	97,0	108,1
	2021	99,0	105,3										

a In enterprises employing more than 9 persons.



**Table 1. Selected data on Warszawa (cont.)**

SPECIFICATION		01	02	03	04	05	06	07	08	09	10	11	12
Construction and assembly production <sup>a</sup> (at current prices):													
previous month=100	2020	47,8	127,0	114,1	93,3	107,4	107,5	91,7	102,1	113,3	96,7	107,4	131,7
	2021	39,2	111,1										
corresponding month of previous year =100	2020	98,3	85,1	80,3	82,3	79,2	81,9	66,4	62,4	86,6	81,3	92,0	108,2
	2021	88,7	77,7										
Retail sales of goods <sup>a</sup> (at current prices):													
previous month=100	2020	72,2	94,9	89,5	86,1	131,1	110,7	104,2	98,5	97,2	102,1	96,8	127,4
	2021	65,8	110,5										
corresponding month of previous year =100	2020	105,5	107,9	81,5	68,1	90,8	96,7	100,8	101,5	100,4	97,6	90,5	96,3
	2021	87,8	102,1										
Turnover profitability rate in enterprises <sup>b</sup> :													
gross (in %)	2020	.	.	3,0	.	.	5,8	.	.	5,7	.	.	5,4
	2021	.	.										
net (in %)	2020	.	.	2,1	.	.	4,6	.	.	4,6	.	.	4,3
	2021	.	.										
Entities of the national economy <sup>c</sup> (as of end of the period)	2020	457998	459714	461238	462115	463276	464637	466492	468221	470229	472215	473552	475287
	2021	476394	478277										
of which commercial companies	2020	136910	137971	138794	139439	139992	140588	141390	142226	143077	143782	144567	145501
	2021	145941	146684										
of which with foreign capital participation	2020	27025	27168	27285	27436	27526	27563	27635	27752	27859	27940	28058	28236
	2021	28207	28296										

a In enterprises employing more than 9 persons. b In which the number of employees exceeds 49, excluding enterprises of agriculture, forestry and fishing as well as financial and insurance activities; the data are published cumulatively. c In the REGON register, excluding persons tending private farms in agriculture.

Note. The following symbols were used in the table: (.) data not available, classified data (statistical confidentiality) or providing data impossible or purposeless, sign \* data were changed in relation to the previously published.

Prepared by:  
**Statistical Office in Warszawa**  
**Director Zofia Kozłowska**  
Tel.: (+48 22) 464 23 15

Issued by:  
**Statistical Information Centre**  
**Marcin Kałuski**  
Tel.: (+48 22) 464 20 91  
e-mail: [m.kaluski@stat.gov.pl](mailto:m.kaluski@stat.gov.pl)

**Press office**

Tel.: (+48 22) 464 20 91

e-mail: [m.kaluski@stat.gov.pl](mailto:m.kaluski@stat.gov.pl)



[warszawa.stat.gov.pl/en/](http://warszawa.stat.gov.pl/en/)



[@Warszawa\\_STAT](https://twitter.com/Warszawa_STAT)

**Related information**

[Communication and Announcements](#)

**Data available in databases**

[Local Data Bank → Labour market](#)

**Terms used in official statistics**

[Registered unemployed persons](#)

[Registered unemployment rate](#)

[Average paid employment](#)

[Average monthly gross wages and salaries](#)

[Dwellings completed](#)

[Gross turnover profitability indicator](#)

[Net turnover profitability indicator](#)

