

# Statistics of Warszawa No. 1/2021

26 February 2021

↓ 99.3

Dynamics of average employment y/y

In January 2021 there was a slight decrease in the average employment y/y and an increase in the number of unemployed persons. There was also an increase in registered unemployment rate. Both sold production of industry and construction and assembly production decreased. January was characterized by a much higher number of dwellings completed than in the previous year, as well as lower number of permits issued and dwellings in which construction has begun.

## Average employment

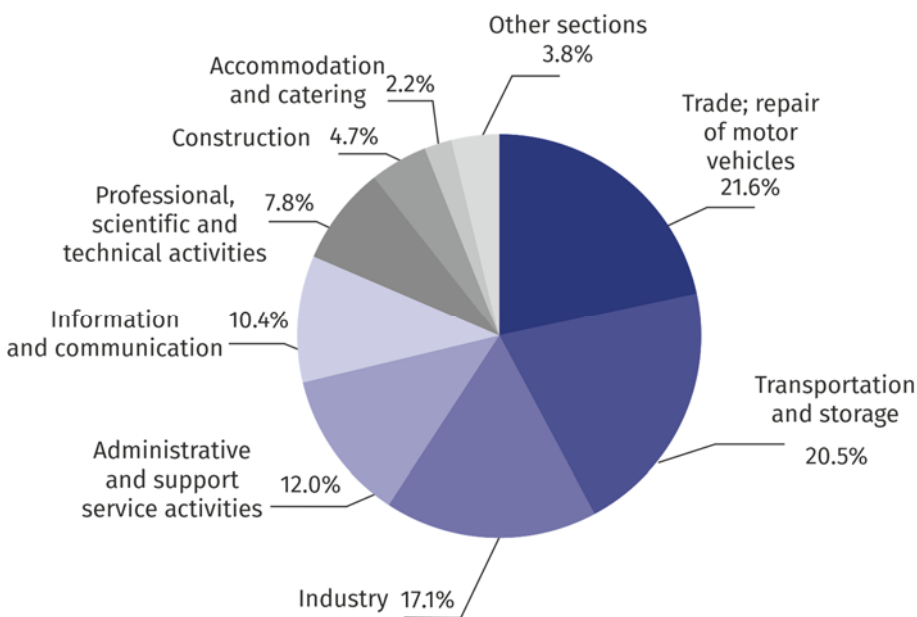
Average employment in the enterprise sector in January 2021 amounted to 1091.9 thousand persons and was by 2.1 thousand persons, i.e. by 0.2% lower than in December 2020 and by 8.1 thousand persons, i.e. by 0.7% lower than in January 2020.

Compared to December 2020, a decrease in the average employment was recorded in the following sections: accommodation and catering (by 4.1%), professional, scientific and technical activities (by 1.2%), arts, entertainment and recreation (by 0.8%), transportation and storage (by 0.6%), administrative and support service activities as well as trade; repair of motor vehicles (by 0.4% each).

Whereas an increase in the average employment occurred in the sections: information and communication (by 1.7%), construction and real estate activities (by 0.6% each), industry (by 0.4%).

Average employment in the enterprise sector in January 2021 was by 0.7% lower than a year before

Chart 1. Structure of average employment by PKD (NACE Rev.2) sections in January 2021



As compared to January 2020, a decrease in the average employment was recorded in the sections: accommodation and catering (by 19.2%), trade; repair of motor vehicles (by 3.3%), transportation and storage (by 2.7%), construction (by 2.1%), professional, scientific and technical activities (by 1.7%), arts, entertainment and recreation (by 0.3%), real estate activities (by 0.1%).

An increase in the average employment was recorded in the sections: administrative and support service activities (by 7.6%), industry (by 3.0%), information and communication (by 0.4%).

### Registered unemployment

At the end of January 2021, the number of registered unemployed persons amounted to 25029 and was by 626 persons, i.e. by 2.6% larger than at the end of December 2020 and by 7019 persons, i.e. by 39.0% larger than in the corresponding period of 2020.

The number of registered unemployed women amounted to 12339, which accounted for 49.3% of the total unemployed (49.2% a month before, and 48.9% a year before) and 16.2% of unemployed women in Mazowieckie Voivodship. As compared to December 2020, the number of unemployed women increased by 338 persons, i.e. by 2.8%, and compared to January 2020 increased by 3538 persons, i.e. by 40.2%.

The registered unemployment rate amounted to 1.9% (1.8% in the previous month, and 1.3% in the previous year), the average in Mazowieckie Voivodship was 5.3% (5.2% a month before, and 4.6% a year before), while the national average was 6.5% (6.2% a month before, and 5.5% a year before).

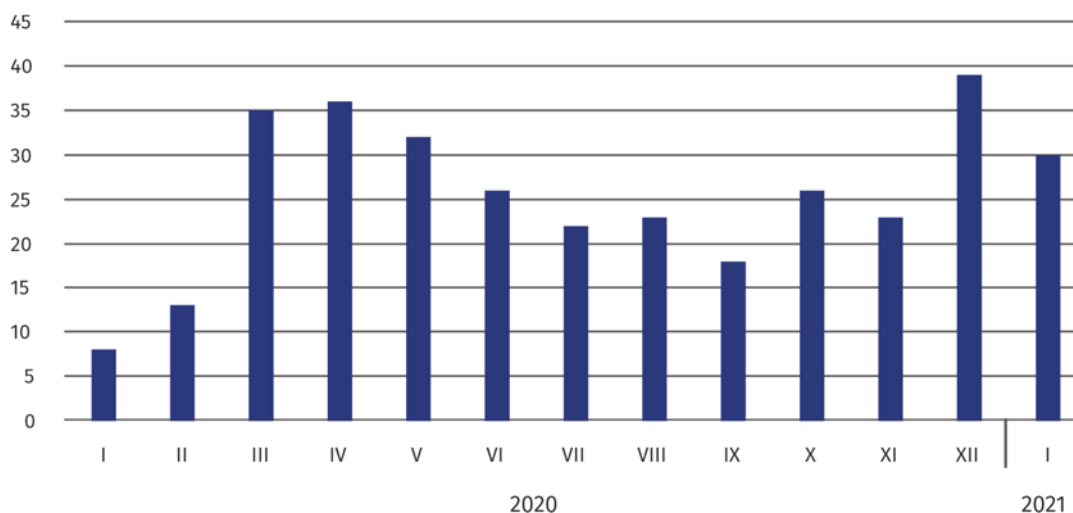
In January 2021, there were 2465 unemployed persons registered in labour offices (2452 in December 2020, and 3020 in January 2020). Registered unemployed persons accounted for 17.9% of the total registered unemployed in the voivodship.

The number of persons registering for the first time amounted to 895 (a month before 852), which accounted for 36.3% of the total unemployed who registered in January 2021 and 27.3% of persons registering for the first time in the voivodship. The share of persons terminated due to company reasons among unemployed persons registered in January 2021 amounted to 5.0% (5.9% in Mazowieckie Voivodship), 3.1% a month before and 3.3% a year before.

In January 2021, 1839 persons were removed from unemployment rolls (2121 in December 2020, and 2377 in January 2020), which accounted for 20.4% of unemployed persons removed from unemployment rolls in Mazowieckie Voivodship. Out of unemployed persons removed from unemployment rolls, 1218 persons took up work. Moreover, 317 persons lost their status of the unemployed as a result of not confirming their readiness to take up work. The reason for removing from the register was also voluntarily giving up the status of the unemployed, acquisition of retirement rights of pre-retirement benefit, acquisition of pension rights, starting training or traineeship and other.

There were 20489 persons who were not entitled to the unemployment benefit, i.e. 81.9% of the total unemployed (14916 persons a year before, i.e. 82.8%). Whereas 4540 unemployed persons were entitled to the unemployment benefit.

**Chart 2. Number of unemployed persons per job offer (as of end of month)**



In January 2021, there were 2680 job offers submitted to labour offices, which accounted for 19.5% of job offers in Mazowieckie Voivodship and at the end this month the labour offices had

At the end of January 2021, the number of registered unemployed persons was by 39.0% higher than in the previous year and the unemployment rate was 1.9%

In January 2021, the number of persons removed from unemployment rolls was by 22.6% smaller than a year before

In January 2021, there were 36.2% less job offers than a year before

job offers for 848 persons. At the end of January 2021 there were 30 persons per one job offer (39 a month before and 8 a year before), in Mazowieckie Voivodship 21 persons (39 in the previous month and 14 in the previous year) registered as unemployed.

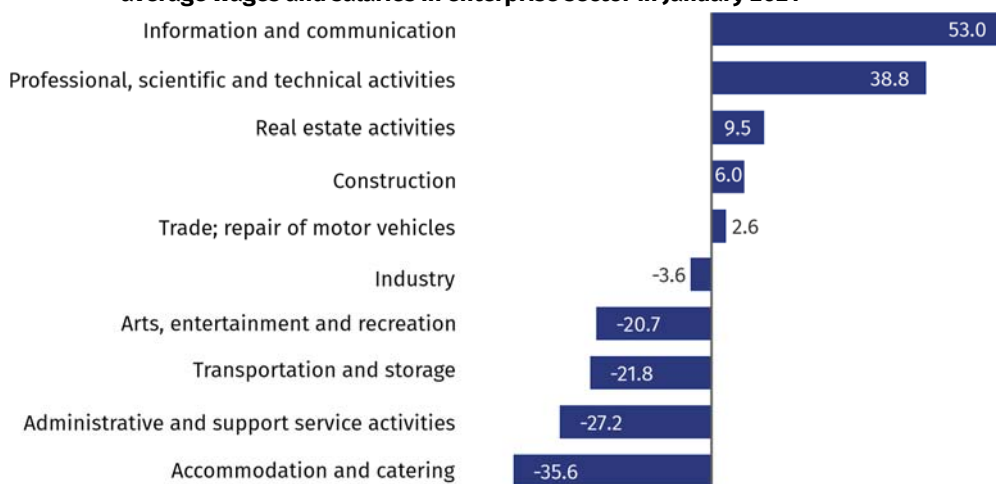
### Wages and salaries

The average monthly gross wages and salaries in the enterprise sector in January 2021 amounted to PLN 6948.56 and were by 1.5% lower as compared to the previous month and by 4.2% higher than in the corresponding period of 2020.

Compared to December 2020, the decrease in the average gross wages and salaries was recorded in the following sections: arts, entertainment and recreation (by 23.3%), real estate activities (by 19.1%), construction (by 10.2%), trade; repair of motor vehicles (by 3.9%), industry (2.3%), transportation and storage (by 2.1%), professional, scientific and technical activities (by 0.5%).

On the other hand, the increase in the average wages and salaries was recorded in the sections: administrative and support service activities (by 9.4%), information and communication (by 4.2%), accommodation and catering (by 0.4%).

**Chart 3. Relative deviations (in %) of monthly gross wages and salaries in selected sections from average wages and salaries in enterprise sector in January 2021**



Compared to January 2020, an increase in the average gross wages and salaries was recorded in the sections: administrative and support service activities and professional, scientific and technical activities (by 6.8% each), information and communication (by 6.7%), construction (by 6.4%), trade; repair of motor vehicles (by 4.1%), industry (by 3.9%), transportation and storage (by 1.5%), real estate activities (by 0.4%).

Whereas the decrease in the average gross wages and salaries occurred in the section of accommodation and catering (by 7.8%) and arts, entertainment and recreation (by 5.7%).

### Industry

Sold production of industry in January 2021 amounted (at current prices) to PLN 11576.0 million and was (at constant prices) smaller as compared to the corresponding period of 2020 by 1.0%. As compared to January 2020, an increase by 8.3% was recorded in sold production in manufacturing.

Among divisions included in manufacturing, the sales increase was recorded, among others, in: manufacture of motor vehicles, trailers and semi-trailers (by 40.6%), manufacture of computer, electronic and optical products (by 26.2%), manufacture of food products (by 25.8%), manufacture of machinery and equipment n.e.c. (by 18.6%), manufacture of electrical equipment (by 17.0%), other manufacturing (by 13.9%), manufacture of textiles (by 10.4%), manufacture of rubber and plastic products (by 8.7%), manufacture of metal products (by 6.1%), manufacture of pharmaceutical products (by 4.7%).

Average monthly gross wages and salaries in the enterprise sector in January 2021 amounted to PLN 6948.56 and were by 4.2% higher than in January 2020

Sold production in manufacturing (at constant prices) in January 2021 was by 8.3% larger than a year before

The decrease in sales was recorded, among others, in: manufacture of coke and refined petroleum products (by 37.9%), manufacture of beverages (by 24.6%), manufacture of furniture (by 23.5%), printing and reproduction of recorded media (by 22.6%), manufacture of other non-metallic mineral products (by 15.0%), manufacture of chemicals and chemical products (by 10.0%), repair and installation of machinery and equipment (by 9.5%), manufacture of wearing apparel (by 8.9%), manufacture of paper and paper products (by 7.2%), manufacture of products of wood, cork, straw and wicker (by 2.6%), manufacture of other transport equipment (by 2.4%), manufacture of basic metals (by 1.1%).

Labour productivity measured by production per employed person in construction, in January 2021 amounted to PLN 61.9 thousand (at current prices) and was – at constant prices – by 3.9% lower than in the previous year.

## Construction

Sold production of construction in January 2021 amounted (at current prices) to PLN 2558.6 million and compared to December 2020 was smaller by 51.6%, and compared to the corresponding period of the previous year it decreased by 3.4%.

Construction and assembly production in January 2021 reached PLN 586.6 million (at current prices) and accounted for 22.9% of sold production of construction. As compared to the previous month, construction and assembly production decreased by 60.8%, and compared to January 2020 it was lower by 11.3%.

The decrease in production in relation to the corresponding period of 2020 occurred in entities dealing with: civil engineering (by 21.2%) and construction of buildings (by 13.3%), while the increase in units dealing with specialized construction activities (by 14.2%).

Labour productivity measured by production per employed person in construction in January 2021 amounted to PLN 50.1 thousand and was by 51.9% lower than a month before and by 1.3% smaller than in January 2020.

## Trade

Retail sales in trade and non-trade enterprises in January 2021 (at current prices) were by 34.2% smaller than in December 2020 and by 12.2% lower compared to January 2020.

Compared to December 2020, there was a decrease in other retail sales in non-specialized stores (by 69.9%), the sales of textiles, clothing and footwear (by 66.1%), sales of pharmaceuticals, cosmetics and orthopaedic equipment (by 56.4%), sales of press, books, other sales in specialized stores (by 45.6%), retail sales conducted by mail order houses (by 41.1%), sales of furniture, electronics and household appliances (by 36.6%), sales of food, beverages and tobacco (by 33.0%), other sales (by 20.5%), sales of motor vehicles, motorcycles, parts (by 7.8%).

Whereas there was an increase in the sales of solid, liquid and gas fuels (by 1.0%).

Compared to January 2020, there was a decrease in other retail sales in non-specialized stores (by 62.0%), sales of textiles, clothing and footwear (by 59.7%), sales of pharmaceuticals, cosmetics and orthopaedic equipment (by 31.9%), other sales (by 15.3%), sales of solid, liquid and gas fuels (by 15.2%), sales of food, beverages and tobacco (by 14.9%), sales of press, books, other sales in specialized stores (by 13.2%).

However, there was an increase in retail sales conducted by mail order houses (by 143.2%), sales of furniture, electronics and household appliances (by 2.0%), sales of motor vehicles, motorcycles, parts (by 0.9%).

Wholesale in trade enterprises in January 2021 (at current prices) was by 7.3% smaller as compared to the previous month and by 9.6% higher as compared to January 2020, and in wholesale enterprises it was lower by 7.3% and higher by 8.1%, respectively.

Construction and assembly production (at current prices) in January 2021 was by 11.3% smaller than a year before

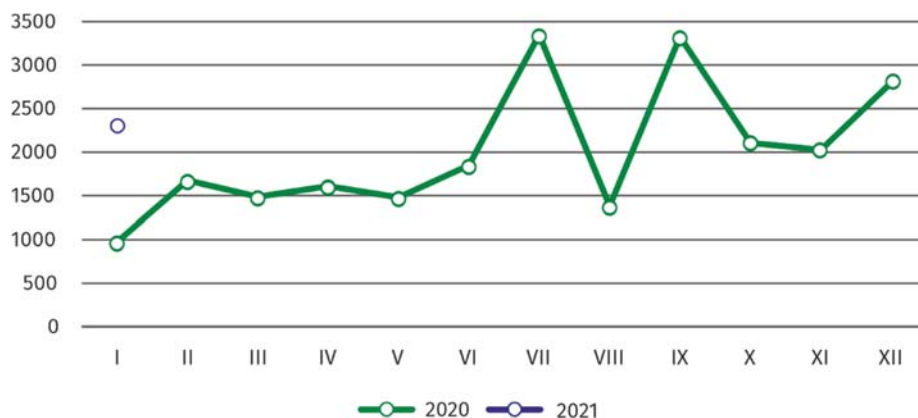
Retail sales (at current prices) in trade and non-trade enterprises in January 2021 was by 12.2% smaller than in January 2020

Wholesale (at current prices) in trade enterprises was by 9.6% higher than a year before

## Housing construction<sup>1</sup>

According to preliminary data, 2314 dwellings were completed in Warszawa in January 2021, (i.e. by 142.3% more than in the corresponding period of 2020), and in Mazowieckie Voivodship 4225 dwellings, i.e. by 57.9% more than in January 2020. The increase in the number of dwellings completed was recorded in private construction from 34 to 137 dwellings, i.e. by 302.9% more, in construction for sale or rent from 921 to 2177 dwellings, i.e. by 136.4% more.

Chart 4. Dwellings completed



In January 2021, the construction began in 1184 dwellings (by 27.1% less than in the corresponding period of 2020), of which: 1154 in construction for sale or rent, 30 in private construction.

In January 2021, the number of dwellings for which permits have been granted or which have been registered with a construction project amounted to 898 (by 39.9% less than in the corresponding period of 2020), of which 34 dwellings in buildings built by private investors.

The average useful floor area of a dwelling completed in January 2021, amounted to 62.1 m<sup>2</sup> and decreased compared to the corresponding period of 2020 by 3.9 m<sup>2</sup>. In private construction, the average useful floor area of dwellings amounted to 141.3 m<sup>2</sup> (by 58.2 m<sup>2</sup> fewer than in the corresponding period of 2020), in construction for sale or rent – 57.1 m<sup>2</sup> (by 3.9 m<sup>2</sup> fewer).

## Entities of the national economy<sup>2</sup>

At the end of January 2021, there were 476394 entities of the national economy registered in the REGON register in Warszawa, which accounted for 53.6% of the total in Mazowieckie Voivodship. Compared with December 2020, the number of entities of the national economy increased by 1107 (i.e. by 0.2%), and compared to January 2020 increased by 18396 (i.e. by 4.0%).

As of the end of January 2021, there were 213471 legal persons and organizational units without legal personality registered in the REGON register, of which 145941 commercial companies. The number of these entities increased compared to the previous month by 0.2% and 0.3%, whereas on an annual basis by 4.9% and 6.6%, respectively.

The number of registered natural persons conducting economic activity as of the end of January 2021 amounted to 262923 and compared to December 2020 it was higher by 0.2%, and compared to the corresponding period of the previous year increased by 3.3%.

In the capital city, in January 2021 the most numerous were entities dealing with professional, scientific and technical activities (19.5% of total registered units), trade; repair of motor vehicles (18.6%), information and communication (10.1%).

Compared to December 2020, the number of entities increased among others in the sections: electricity, gas, steam and air conditioning supply (by 0.9%), information and communication (by 0.7%), arts, entertainment and recreation, health care and social welfare as well as accommodation and catering (by 0.5% each). Whereas there was a decrease in the number of entities in the sections of

In January 2021, the construction began in 1184 dwellings, i.e. by 27.1% less than in the corresponding period of the previous year

At the end of January 2021, the most numerous group of entities by kind of conducted activity represented units dealing with professional, scientific and technical activities

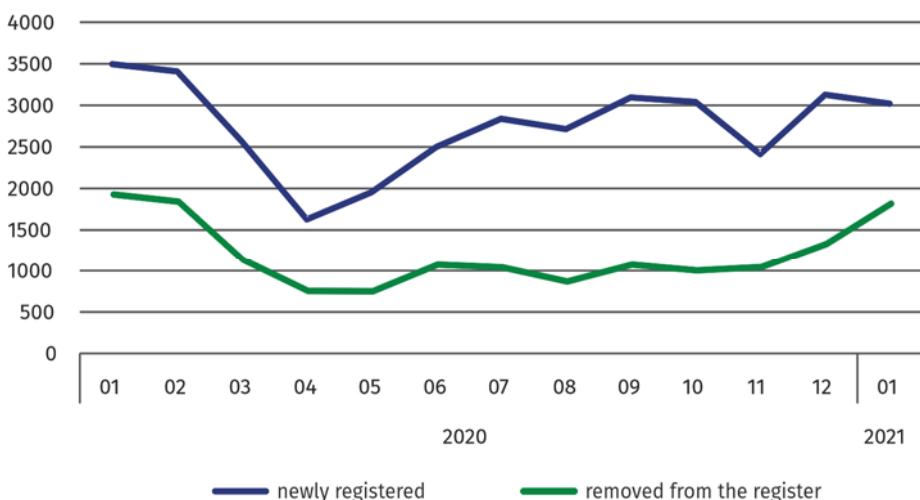
<sup>1</sup> Reporting data – may change after preparing quarterly reports.

<sup>2</sup> Applies to legal persons, organizational units without legal personality and natural persons conducting economic activity (excluding natural persons tending private farms in agriculture).

national defense; compulsory social security (by 1.2%), mining and quarrying (by 0.8%), agriculture, forestry and fishing (by 0.3%) as well as manufacturing (by 0.1%).

In comparison with January 2020, the largest increase was recorded in the sections: electricity, gas, steam and air conditioning supply (by 23.7%), information and communication (by 7.7%), administrative and support service activities (by 7.0%). Whereas a decrease in the number of entities was recorded in the section of mining and quarrying (by 1.6%).

**Chart 5. Entities newly registered and removed from the register**



In January 2021, 3023 new entities were entered into the REGON register, i.e. by 3.4% less than in the previous month. The newly registered entities were dominated by natural persons conducting economic activity – 1930 (by 7.6% more than in December 2020). The number of newly registered commercial companies was lower by 16.0%, including limited liability companies – by 15.0%.

In January 2021, 1795 entities were removed from the REGON register (compared to 1302 in the previous month), including 1154 natural persons conducting economic activity (by 9.0% more). The most units removed from the register were dealing with: trade; repair of motor vehicles (18.6%) and professional, scientific and technical activities (by 18.4%).

As of the end of January 2021, 45410 entities had suspended activity in the REGON register (by 2.5% more than a month before). The vast majority were natural persons conducting economic activity (85.7%).

In January 2021, the number of newly registered entities was 3.4% lower than a month earlier, and the number of suspended activities increased by 2.5%

In the case of quoting data from Statistics Poland, please provide information: "Source of data – Statistics Poland", and in the case of publishing calculations made on data published by Statistics Poland, please provide information: "Own study based on Statistics Poland data".

**Table 1. Selected data on Warszawa**

SPECIFICATION		01	02	03	04	05	06	07	08	09	10	11	12
Registered unemployment (in thousands; as of end of the period)	2020	18,0	18,0	17,9	19,0	21,0	22,6	23,5	24,2	24,4	24,5	24,1	24,4
	2021	25,0											
Unemployment rate (in %; as of end of the period)	2020	1,3	1,3	1,3	1,4	1,6	1,7	1,7	1,8	1,8	1,8	1,8	1,8
	2021	1,9											
Job offers (during the month)	2020	4199	3148	2740	1563	1848	2281	2848	2198	3224	3113	2971	2607
	2021	2680											
Number of unemployed persons per job offer (as of end of the period)	2020	8	13	35	36	32	26	22	23	18	26	23	39
	2021	30											
Average employment in the enterprise sector <sup>a</sup> (in thousands persons)	2020	1099,9	1098,3	1094,2	1070,1	1061,1	1071,5	1076,8	1083,0	1086,9	1088,4	1091,2	1093,9
	2021	1091,9											
previous month=100	2020	100,5	99,9	99,6	97,8	99,2	101,0	100,5	100,6	100,4	100,1	100,3	100,3
	2021	99,8											
corresponding month of previous year =100	2020	101,5	101,9	101,3	99,0	98,3	99,3	99,4	99,8	100,4	100,3	100,1	99,9
	2021	99,3											
Average monthly gross wages and salaries in the enterprises sector <sup>a</sup> (in PLN)	2020	6669,32	6645,97	7216,13	6759,21	6465,54	6506,31	6626,68	6540,32	6555,49	6891,68	6608,42	7056,38
	2021	6948,56											
previous month=100	2020	98,6	99,6	108,6	93,7	95,7	100,6	101,9	98,7	100,2	105,1	95,9	106,8
	2021	98,5											
corresponding month of previous year =100	2020	106,3	105,9	105,9	96,7	101,5	101,4	103,7	102,8	103,4	103,1	102,4	104,3
	2021	104,2											
Dwellings completed (since the beginning of the year)	2020	955	2611	4080	5669	7130	8958	12286	13646	16953	19040	21047	23822
	2021	2314											
corresponding period of previous year =100	2020	58,6	73,0	84,9	88,6	88,5	95,2	110,5	102,0	111,8	110,6	105,4	110,3
	2021	242,3											
Sold production of industry <sup>a</sup> (at constant prices):													
corresponding month of previous year =100	2020	101,8	108,4	108,5	94,9	106,1	119,4	110,2	106,4	112,3	102,2	97,0	108,1
	2021	99,0											

<sup>a</sup> In enterprises employing more than 9 persons.

**Table 1. Selected data on Warszawa (cont.)**

SPECIFICATION		01	02	03	04	05	06	07	08	09	10	11	12
Construction and assembly production <sup>a</sup> (at current prices):													
previous month=100	2020	47,8	127,0	114,1	93,3	107,4	107,5	91,7	102,1	113,3	96,7	107,4	131,7
	2021	39,2											
corresponding month of previous year =100	2020	98,3	85,1	80,3	82,3	79,2	81,9	66,4	62,4	86,6	81,3	92,0	108,2
	2021	88,7											
Retail sales of goods <sup>a</sup> (at current prices):													
previous month=100	2020	72,2	94,9	89,5	86,1	131,1	110,7	104,2	98,5	97,2	102,1	96,8	127,4
	2021	65,8											
corresponding month of previous year =100	2020	105,5	107,9	81,5	68,1	90,8	96,7	100,8	101,5	100,4	97,6	90,5	96,3
	2021	87,8											
Turnover profitability rate in enterprises <sup>b</sup> :													
gross (in %)	2020	.	.	3,0	.	.	5,8	.	.	5,7	.	.	.
	2021	.											
net (in %)	2020	.	.	2,1	.	.	4,6	.	.	4,6	.	.	.
	2021	.											
Entities of the national economy <sup>c</sup> (as of end of the period)	2020	457998	459714	461238	462115	463276	464637	466492	468221	470229	472215	473552	475287
	2021	476394											
of which commercial companies	2020	136910	137971	138794	139439	139992	140588	141390	142226	143077	143782	144567	145501
	2021	145941											
of which with foreign capital participation	2020	27025	27168	27285	27436	27526	27563	27635	27752	27859	27940	28058	28236
	2021	28207											

a In enterprises employing more than 9 persons. b In which the number of employees exceeds 49, excluding enterprises of agriculture, forestry and fishing as well as financial and insurance activities; the data are published cumulatively. c In the REGON register, excluding persons tending private farms in agriculture.

Note. The following symbols were used in the table: (.) data not available, classified data (statistical confidentiality) or providing data impossible or purposeless, sign \* data were changed in relation to the previously published.



Prepared by:  
**Statistical Office in Warszawa**  
**Director Zofia Kozłowska**  
Tel.: (+48 22) 464 23 15

Issued by:  
**Statistical Information Centre**  
**Marcin Kałuski**  
Tel.: (+48 22) 464 20 91  
e-mail: [m.kaluski@stat.gov.pl](mailto:m.kaluski@stat.gov.pl)

**Press office**

Tel.: (+48 22) 464 20 91

e-mail: [m.kaluski@stat.gov.pl](mailto:m.kaluski@stat.gov.pl)



[warszawa.stat.gov.pl/en/](http://warszawa.stat.gov.pl/en/)



[@Warszawa\\_STAT](https://twitter.com/Warszawa_STAT)

**Related information**

[Communication and Announcements](#)

**Data available in databases**

[Local Data Bank → Labour market](#)

**Terms used in official statistics**

[Registered unemployed persons](#)

[Registered unemployment rate](#)

[Average paid employment](#)

[Average monthly gross wages and salaries](#)

[Dwellings completed](#)

[Gross turnover profitability indicator](#)

[Net turnover profitability indicator](#)

