

Statistics of Warszawa No. 11/2020

31 December 2020

↓ 90.5

Dynamics of retail sale of goods y/y

In November 2020, there was a slight increase in the average employment y/y and an increase in the number of unemployed persons. There were fewer job offers than a year before. There was a decrease in sold production of industry, but to a lesser extent than in construction and assembly production. Trade enterprises recorded a further decline in retail sales and a slight increase in wholesale. November was characterized by a lower number of dwellings completed than in the previous year, as well as lower number of permits issued and dwellings in which construction has begun.

Average employment

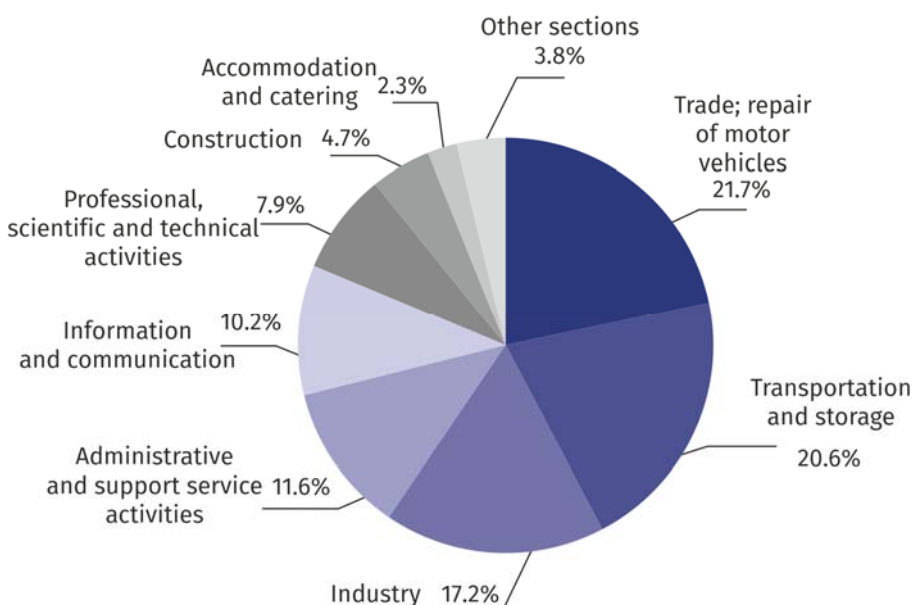
Average employment in the enterprise sector in November 2020 amounted to 1091.2 thousand persons and was by 2.8 thousand persons, i.e. by 0.3% higher than in October 2020 and by 0.6 thousand persons, i.e. by 0.1% higher than in November 2019.

Compared to October 2020, an increase in the average employment was recorded in the following sections: administrative and support service activities (by 4.7%), arts, entertainment and recreation and industry (by 0.3%), information and communication (by 0.1%).

Whereas a decrease in the average employment occurred in the sections: accommodation and catering (by 2.2%), transportation and storage (by 0.5%), trade; repair of motor vehicles and industry (by 0.3% each), professional, scientific and technical activities (by 0.1%).

Average employment in the enterprise sector in November 2020 was by 0.1% higher than a year before

Chart 1. Structure of average employment by PKD (NACE Rev.2) sections in November 2020



As compared to November 2019, an increase in the average employment was recorded in the following sections: administrative and support service activities (by 5.8%), arts, entertainment and recreation (by 4.1%), industry (by 3.6%), professional, scientific and technical activities (by 1.5%).

A decrease in the average employment was recorded in the sections: accommodation and catering (by 10.1%), trade; repair of motor vehicles and real estate activities (by 2.7% each), information and communication (by 1.5%), construction (by 1.1%), transportation and storage (by 1.0%).

Registered unemployment

At the end of November 2020, the number of registered unemployed persons amounted to 24072 and was by 396 persons, i.e. by 1.6% smaller than at the end of October 2020 and by 6342 persons, i.e. by 35.8% larger than in the corresponding period of 2019.

The number of registered unemployed women amounted to 11817, which accounted for 49.1% of the total unemployed (48.9% a month before, and 49.6% a year before) and 16.1% of unemployed women in Mazowieckie Voivodship. As compared to October 2020, the number of unemployed women decreased by 150 persons, i.e. by 1.3%, and compared to November 2019 increased by 3021 persons, i.e. by 34.3%.

The registered unemployment rate amounted to 1.8% (as in the previous month, and 1.3% in the previous year), the average in Mazowieckie Voivodship was 5.1% (as a month before, and 4.3% a year before), while the national average was 6.1% (as a month before, and 5.1% a year before).

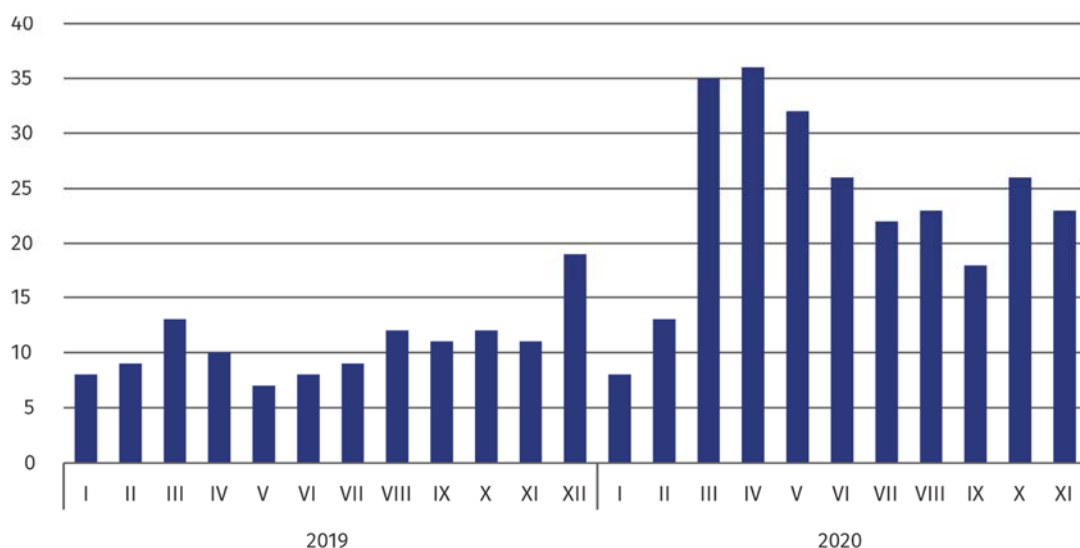
In November 2020, there were 2099 unemployed persons registered in labour offices (2774 in October 2020, and 2660 in November 2019). Registered unemployed persons accounted for 18.4% of the total registered unemployed in the voivodship.

The number of persons registering for the first time amounted to 837 (a month before 1131), which accounted for 39.9% of the total unemployed who registered in November 2020 and 29.5% of persons registering for the first time in the voivodship. The share of persons terminated due to company reasons among unemployed persons registered in November 2020 amounted to 3.4% (5.3% in Mazowieckie Voivodship), 4.1% a month before and 2.9% a year before.

In November 2020, 2495 persons were removed from unemployment rolls (2731 in October 2020, and 2385 in November 2019), which accounted for 22.5% of unemployed persons removed from unemployment rolls in Mazowieckie Voivodship. Out of unemployed persons removed from unemployment rolls, 1512 persons took up work. Moreover, 684 persons lost their status of the unemployed as a result of not confirming their readiness to take up work. The reason for removing from the register was also voluntarily giving up the status of the unemployed, acquisition of retirement rights of pre-retirement benefit, acquisition of pension rights, starting training or traineeship and other.

There were 19975 persons who were not entitled to the unemployment benefit, i.e. 83.0% of the total unemployed (14635 persons a year before, i.e. 82.5%). Whereas 4097 unemployed persons were entitled to the unemployment benefit.

Chart 2. Number of unemployed persons per job offer (as of end of month)



In November 2020, there were 2971 job offers submitted to labour offices, which accounted for 22.3% of job offers in Mazowieckie Voivodship and at the end this month the labour offices had job offers for 1054 persons. At the end of November 2020, there were 23 persons per one job

In November 2020, compared to October 2020 a decrease in the number of registered unemployed persons was recorded, and the unemployment rate was at the previous month's level

In November 2020, the number of persons removed from unemployment rolls was by 4.6% larger than a year before

In November 2020, there were 10.8% fewer job offers than in the previous year

offer (26 a month before and 11 a year before), in Mazowieckie Voivodship 20 persons (23 in the previous month and 15 in the previous year) registered as unemployed.

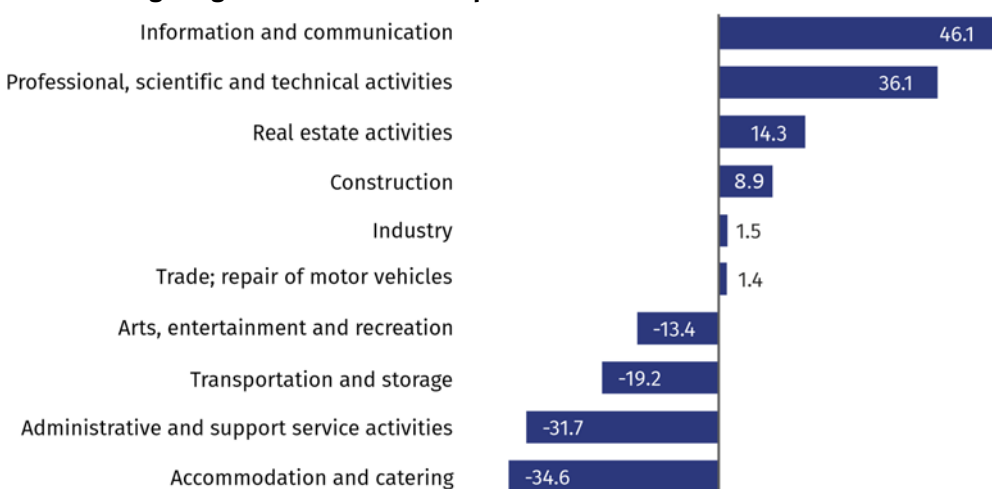
Wages and salaries

The average monthly gross wages and salaries in the enterprise sector in November 2020 amounted to PLN 6608.42 and were by 4.1% lower as compared to the previous month and by 2.4% higher than in the corresponding period of 2019.

Compared to October 2020, the decrease in the average gross wages and salaries was recorded in the following sections: construction (by 17.3%), arts, entertainment and recreation (by 15.6%), transportation and storage (by 14.2%), administrative and support service activities (by 1.9%), accommodation and catering (by 1.7%), trade; repair of motor vehicles (by 1.5%), information and communication (by 1.2%), real estate activities (by 0.5%).

Whereas the increase in the average gross wages and salaries occurred in the section of industry (by 3.4%) and professional, scientific and technical activities (by 0.7%).

Chart 3. Relative deviations (in %) of monthly gross wages and salaries in selected sections from average wages and salaries in enterprise sector in November 2020



Compared to November 2019, an increase in the average gross wages and salaries was recorded in the sections: real estate activities (by 5.0%), industry (by 4.9%), trade; repair of motor vehicles (by 4.1%), professional, scientific and technical activities (by 3.5%), information and communication (by 3.1%), administrative and support service activities (by 2.9%), construction (by 1.7%).

Whereas the decrease in the average gross wages and salaries occurred in the sections arts, entertainment and recreation (by 3.5%), accommodation and catering (by 2.7%), transportation and storage (by 2.0%).

Industry

Sold production of industry in November 2020 amounted (at current prices) to PLN 12385.1 million and was (at constant prices) lower as compared to the corresponding period of 2019 by 3.0%. As compared to November 2019, an increase by 12.1% was recorded in sold production in manufacturing.

In the period January–November 2020, the sold production of industry amounted to PLN 125305.7 million (at current prices) and was (at constant prices) higher by 7.3% than in the corresponding period of 2019. In manufacturing, production increased by 10.0%.

Among divisions included in manufacturing, the sales increase was recorded, among others, in: manufacture of pharmaceutical products (by 43.2%), manufacture of textiles (by 37.9%), manufacture of food products (by 28.2%), manufacture of products of wood, cork, straw and wicker (by 19.1%), manufacture of chemicals and chemical products (by 18.1%), other manufacturing (by 12.7%), manufacture of rubber and plastic products (by 9.0%), manufacture of electrical equipment (by 7.4%), repair and installation of machinery and equipment (by 5.9%), manufacture of furniture (by 4.2%), manufacture of metal products (by 3.9%), manufacture of motor vehicles, trailers and semi-trailers (by 2.8%), manufacture of coke and refined petroleum products (by 1.8%), manufacture of computer, electronic and optical products (by 1.7%).

Average monthly gross wages and salaries in the enterprise sector in November 2020 amounted to PLN 6608.42 and were by 2.4% higher than in November 2019

Sold production in manufacturing (at constant prices) in November 2020 was by 12.1% larger than a year before

The decrease in sales was recorded, among others, in: manufacture of leather and related products (by 27.8%), manufacture of other transport equipment (by 24.1%), printing and reproduction of recorded media (by 15.1%), manufacture of other non-metallic mineral products (by 9.3%), manufacture of wearing apparel (by 7.7%), manufacture of machinery and equipment n.e.c. (by 5.9%), manufacture of beverages (by 5.7%), manufacture of paper and paper products (by 1.7%), manufacture of basic metals (by 0.3%).

Labour productivity in industry, measured by the value of sold production per employed person in January–November 2020 amounted to PLN 669.6 thousand (at current prices) and was – at constant prices – by 2.6% higher than a year before.

Construction

Sold production of construction in November 2020 amounted (at current prices) to PLN 4560.5 million and compared to October 2020 was larger by 15.7%, and compared to the corresponding period of the previous year it increased by 0.8%.

In January–November 2020, sold production of construction reached the value of PLN 46299.7 million, i.e. by 6.8% smaller than in the corresponding period of 2019.

Construction and assembly production in November 2020 reached PLN 1136.5 million (at current prices) and accounted for 24.9% of sold production of construction. As compared to the previous month, construction and assembly production increased by 7.4%, and compared to November 2019 it was lower by 8.0%.

In the period January–November 2020, construction and assembly production amounted to PLN 11381.4 million and constituted 24.6% of sold production of construction (24.4% a year before). In comparison with the same period last year, construction and assembly production was lower by 6.0%.

The decrease in production in relation to the corresponding period of 2019 occurred in entities dealing with: construction of buildings (by 21.1%), civil engineering (by 5.4%), whereas an increase in production was noted in units performing specialized construction activities (by 18.4%).

Labour productivity measured by production per employed person in construction, in November 2020 amounted to PLN 89.4 thousand and was by 15.7% higher than a month before and by 2.0% higher than in November 2019.

Trade

Retail sales in trade and non-trade enterprises in November 2020 (at current prices) were by 3.2% smaller than in October 2020 and by 9.5% lower compared to November 2019.

Compared to October 2020, there was a decrease in other retail sales in non-specialized stores (by 44.2%), sales of textiles, clothing and footwear (by 27.9%), sales of press, books, other sales in specialized stores (by 10.2%), sales of food, beverages and tobacco (by 8.2%), other sales (by 6.3%), sales of solid, liquid and gas fuels (by 6.0%).

Whereas there was an increase in retail sales conducted by mail order houses (by 57.2%), sales furniture, electronics and household appliances (by 5.8%), sales of motor vehicles, motorcycles, parts (by 5.0%).

Compared to November 2019, there was a decrease in sales of textiles, clothing and footwear (by 47.3%), other retail sales in non-specialized stores (by 45.2%), other sales (by 22.1%), sales of pharmaceuticals, cosmetics, orthopedic equipment (by 17.6%), sales of press, books, other sales in specialized stores (by 14.2%), sales of solid, liquid and gas fuels (by 13.3%), sales of food, beverages and tobacco (by 10.4%), sales of motor vehicle, motorcycles, parts (by 5.6%).

However, there was an increase in retail sales conducted by mail order houses (by 168.7%), sales furniture, electronics and household appliances (by 5.7%). In January–November 2020, compared to the corresponding period of 2019, retail sales decreased by 5.7%.

Wholesale in trade enterprises in November 2020 (at current prices) was by 1.0% higher as compared to the previous month and by 2.0% higher as compared to November 2019, and in wholesale enterprises it was higher by 0.4% and lower by 2.5%, respectively.

In the period January–November 2020, trade units realized wholesale by 3.7% smaller than in the previous year, while wholesale enterprises by 3.6% smaller.

Construction and assembly production (at current prices) in November 2020 was by 8.0% smaller than a year before

Retail sales (at current prices) in trade and non-trade enterprises in November 2020 was by 9.5% smaller than in November 2019

Compared to November 2019, the sales of textiles, clothing and footwear as well as other retail sales decreased the most in non-specialized stores

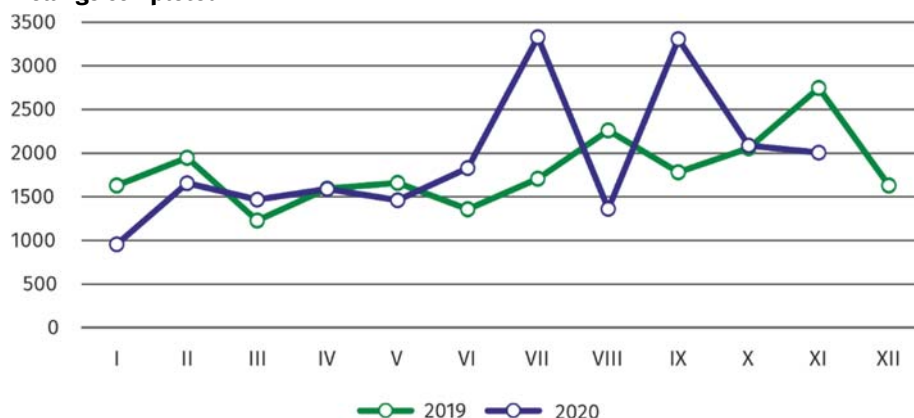
Wholesale (at current prices) in trade enterprises was by 2.0% higher than a year before

Housing construction¹

According to preliminary data, 2007 dwellings were completed in Warszawa in November 2020, i.e. by 27.0% less than in the previous year.

In January–November 2020, there were 21047 completed dwellings (by 5.4% more than in the corresponding period of 2019), and in Mazowieckie Voivodship 42026 dwellings, i.e. by 7.2% more than in January–November 2019. The increase in the number of dwellings completed was recorded in municipal construction from 12 to 100 dwellings, in construction for sale or rent from 19069 to 20193 dwellings, i.e. by 5.9% more. Whereas a decrease in the number of dwellings completed was recorded in cooperative construction from 353 to 40 dwellings, i.e. by 88.7% less, in private construction from 517 to 499 dwellings, i.e. by 3.5% less. Moreover, 215 dwellings were completed by public building societies.

Chart 4. Dwellings completed



In January–November 2020, the construction began in 14319 dwellings (by 32.0% less than in the corresponding period of 2019), of which: 13751 in construction for sale or rent, 522 in private construction, 46 in cooperative construction.

In January–November 2020, the number of dwellings for which permits have been granted or which have been registered with a construction project amounted to 13027 (by 35.0% less than in the corresponding period of 2019), of which 562 dwellings in buildings built by private investors.

The average useful floor area of a dwelling completed in January–November 2020, amounted to 59.1 m² and decreased compared to the corresponding period of 2019 by 0.8 m². In private construction, the average useful floor area of dwellings amounted to 201.0 m² (by 7.6 m² more than in the corresponding period of 2019), in cooperative construction – 58.8 m² (by 1.3 m² more), in construction for sale or rent – 55.8 m² (by 0.5 m² fewer), in municipal construction – 44.5 m² (by 3.7 m² more), in dwellings built by public building societies – 41.5 m².

Entities of the national economy²

At the end of November 2020 there were 473552 entities of the national economy registered in the REGON register in Warszawa, which accounted for 53.5% of the total in Mazowieckie Voivodship. Compared with October 2020, the number of entities of the national economy increased by 1337 (i.e. by 0.3%), and compared to November 2019 increased by 18751 (i.e. by 4.1%).

As of the end of November this year, there were 211952 legal persons and organizational units without legal personality registered in the REGON register, of which 144567 commercial companies. The number of these entities increased compared to the previous month by 0.4% and 0.5%, whereas on an annual basis by 5.0% and 6.8%, respectively.

The number of registered natural persons conducting economic activity as of the end of November this year amounted to 261600 and compared to October 2020 it was higher by 0.2%, and compared to the corresponding period of the previous year increased by 3.4%.

In January–November 2020, the construction began in 14319 dwellings, i.e. by 32.0% less than in the corresponding period of the previous year

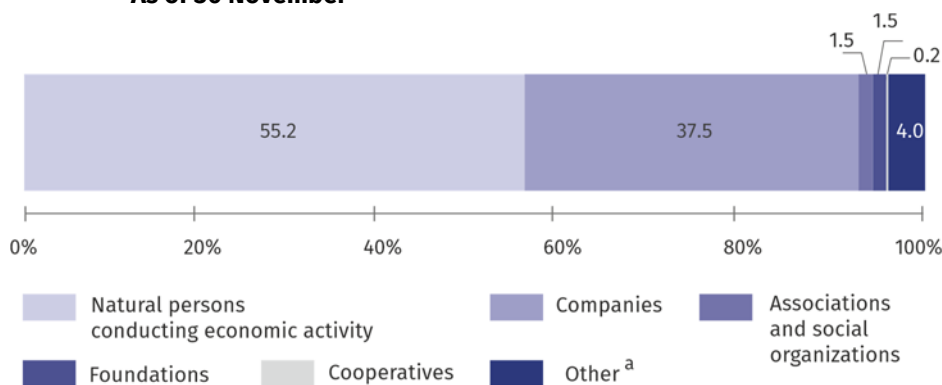
At the end of November 2020, the most numerous group of entities by kind of conducted activity represented units dealing with professional, scientific and technical activities

¹ Reporting data – may change after preparing quarterly reports.

² Applies to legal persons, organizational units without legal personality and natural persons conducting economic activity (excluding natural persons tending private farms in agriculture).

Chart 5. Structure of entities of the national economy by legal status in 2020

As of 30 November



^a Of which state owned enterprises.

In the capital city, in November 2020 the most numerous were entities dealing with professional, scientific and technical activities (19.5% of total registered units), trade; repair of motor vehicles (18.7%), information and communication (10.0%).

Compared to October 2020, the number of entities increased among others in the sections: electricity, gas, steam and air conditioning supply (by 1.5%), arts, entertainment and recreation (by 0.9%), accommodation and catering (by 0.7%), administrative and support service activities (by 0.6%).

In comparison with November 2019, the largest increase was recorded in the sections: electricity, gas, steam and air conditioning supply (by 27.0%), information and communication (by 7.9%), administrative and support service activities (by 7.0%). Whereas a decrease in the number of entities was recorded in the section of mining and quarrying (by 1.6%).

In November 2020, 2415 new entities were entered into the REGON register, i.e. by 20.7% less than in the previous month. The newly registered entities were dominated by natural persons conducting economic activity – 1327 (by 31.8% less than in October 2020). The number of newly registered commercial companies was higher by 2.5%, including limited liability companies – by 3.0%.

In November 2020, 1015 entities were removed from the REGON register (compared to 972 in the previous month), including 771 natural persons conducting economic activity (by 15.1% more). The most deregistered units were dealing with: trade; repair of motor vehicles (19.4%) professional, scientific and technical activities (by 17.6%), information and communication (10.4%).

As of the end of November this year, 43507 entities had suspended activity in the REGON register (by 2.3% more than a month before). The vast majority were natural persons conducting economic activity (85.5%).

In November 2020, the number of newly registered entities was 20.7% lower than a month earlier, and the number of suspended activities increased by 2.3%

In the case of quoting data from Statistics Poland, please provide information: "Source of data – Statistics Poland", and in the case of publishing calculations made on data published by Statistics Poland, please provide information: "Own study based on Statistics Poland data".

Table 1. Selected data on Warszawa

SPECIFICATION		01	02	03	04	05	06	07	08	09	10	11	12
Registered unemployment (in thousands; as of end of the period)	2019	20,1	19,9	19,7	19,2	18,9	18,6	18,5	18,6	18,2	17,5	17,7	17,4
	2020	18,0	18,0	17,9	19,0	21,0	22,6	23,5	24,2	24,4	24,5	24,1	
Unemployment rate (in %; as of end of the period)	2019	1,5	1,5	1,5	1,4	1,4	1,4	1,4	1,4	1,4	1,3	1,3	1,3
	2020	1,3	1,3	1,3	1,4	1,6	1,7	1,7	1,8	1,8	1,8	1,8	
Job offers (during the month)	2019	4131	3302	3402	4295	4249	3307	3678	3155	3194	3811	3332	2336
	2020	4199	3148	2740	1563	1848	2281	2848	2198	3224	3113	2971	
Number of unemployed persons per job offer (as of end of the period)	2019	8	9	13	10	7	8	9	12	11	12	11	19
	2020	8	13	35	36	32	26	22	23	18	26	23	
Average employment in the enterprise sector ^a (in thousands persons)	2019	1083,5	1077,7	1079,9	1080,6	1079,2	1079,4	1083,8	1085,5	1082,6	1085,6	1090,6	1094,6
	2020	1099,9	1098,3	1094,2	1070,1	1061,1	1071,5	1076,8	1083,0	1086,9	1088,4	1091,2	
previous month=100	2019	100,9	99,5	100,2	100,1	99,9	100,0	100,4	100,2	99,7	100,3	100,5	100,4
	2020	100,5	99,9	99,6	97,8	99,2	101,0	100,5	100,6	100,4	100,1	100,3	
corresponding month of previous year =100	2019	102,1	101,8	102,1	102,1	102,0	101,9	101,9	101,8	101,6	101,8	101,9	102,0
	2020	101,5	101,9	101,3	99,0	98,3	99,3	99,4	99,8	100,4	100,3	100,1	
Average monthly gross wages and salaries in the enterprises sector ^a (in PLN)	2019	6272,71	6276,47	6814,28	6544,80	6372,52	6418,62	6393,10	6364,51	6342,90	6685,13	6453,56	6762,85
	2020	6669,32	6645,97	7216,13	6759,21	6465,54	6506,31	6626,68	6540,32	6555,49	6891,68	6608,42	
previous month=100	2019	97,2	100,1	108,6	96,0	97,4	100,7	99,6	99,6	99,7	105,4	96,5	104,8
	2020	98,6	99,6	108,6	93,7	95,7	100,6	101,9	98,7	100,2	105,1	95,9	
corresponding month of previous year =100	2019	106,4	106,3	104,8	104,5	106,5	105,3	105,4	106,0	106,3	105,0	104,2	104,8
	2020	106,3	105,9	105,9	96,7	101,5	101,4	103,7	102,8	103,4	103,1	102,4	
Dwellings completed (since the beginning of the year)	2019	1630	3577	4805	6399	8058	9414	11122	13382	15164	17220	19969	21599
	2020	955	2611	4080	5669	7130	8958	12286*	13646*	16953*	19040*	21047	
corresponding period of previous year =100	2019	74,3	101,8	85,5	93,3	98,7	94,6	86,9	86,3	90,2	92,9	99,8	92,2
	2020	58,6	73,0	84,9	88,6	88,5	95,2	110,5*	102,0*	111,8*	110,6*	105,4	
Sold production of industry ^a (at constant prices):													
corresponding month of previous year =100	2019	108,8	107,7	107,1	115,8	110,2	101,4	105,8	101,1	105,1	111,0	116,6	106,3
	2020	101,8	108,4	108,5	94,9	106,1	119,4	110,2	106,4	112,3	102,2	97,0	

a In enterprises employing more than 9 persons.

Table 1. Selected data on Warszawa (cont.)

SPECIFICATION		01	02	03	04	05	06	07	08	09	10	11	12
Construction and assembly production ^a (at current prices):													
previous month=100	2019	45,7	146,7	120,9	91,0	111,7	103,9	113,2	108,7	81,6	103,1	94,9	112,0
	2020	47,8	127,0	114,1	93,3	107,4	107,5	91,7	102,1	113,3	96,7	107,4	
corresponding month of previous year =100	2019	86,2	153,2	114,9	114,1	105,9	103,5	103,5	136,6	100,7	81,5	88,0	94,0
	2020	98,3	85,1	80,3	82,3	79,2	81,9	66,4	62,4	86,6	81,3	92,0	
Retail sales of goods ^a (at current prices):													
previous month=100	2019	75,4	92,8	118,5	103,0	98,3	104,0	99,9	97,8	98,3	105,1	104,3	119,7
	2020	72,2	94,9	89,5	86,1	131,1	110,7	104,2	98,5	97,2	102,1	96,8	
corresponding month of previous year =100	2019	106,8	106,3	109,6	111,6	107,7	106,3	106,6	105,0	106,3	106,0	109,2	110,1
	2020	105,5	107,9	81,5	68,1	90,8	96,7	100,8	101,5	100,4	97,6	90,5	
Turnover profitability rate in enterprises ^b :													
gross (in %)	2019	.	.	3,7	.	.	5,4	.	.	5,0	.	.	4,6
	2020	.	.	3,0	.	.	5,8	
net (in %)	2019	.	.	2,9	.	.	4,5	.	.	4,1	.	.	3,7
	2020	.	.	2,1	.	.	4,6	
Entities of the national economy ^c (as of end of the period)	2019	435786	437920	439976	441829	443572	445225	447071	448984	451042	453035	454801	456338
	2020	457998	459714	461238	462115	463276	464637	466492	468221	470229	472215	473552	
of which commercial companies	2019	127250	128044	128884	129670	130454	131104	131972	132768	133589	134455	135337	136024
	2020	136910	137971	138794	139439	139992	140588	141390	142226	143077	143782	144567	
of which with foreign capital participation	2019	25442	25486	25572	25737	25972	26144	26344	26479	26604	26713	26872	26967
	2020	27025	27168	27285	27436	27526	27563	27635	27752	27859	27940	28058	

a In enterprises employing more than 9 persons. b In which the number of employees exceeds 49, excluding enterprises of agriculture, forestry and fishing as well as financial and insurance activities; the data are published cumulatively. c In the REGON register, excluding persons tending private farms in agriculture.

N o t e. The following symbols were used in the table: (.)data not available, classified data (statistical confidentiality) or providing data impossible or purposeless, sign * data were changed in relation to the previously published.

Prepared by :
Statistical Office in Warszawa
Director Zofia Kozłowska
Tel.: (+48 22) 464 23 15

Issued by:
Statistical Information Centre
Marcin Kałuski
Tel.: (+48 22) 464 20 91
e-mail: m.kaluski@stat.gov.pl

Press office

Tel.: (+48 22) 464 20 91

e-mail: m.kaluski@stat.gov.pl



warszawa.stat.gov.pl/en/



[@Warszawa_STAT](https://twitter.com/Warszawa_STAT)

Related information

[Communication and Announcements](#)

Data available in databases

[Local Data Bank → Labour market](#)

Terms used in official statistics

[Registered unemployed persons](#)

[Registered unemployment rate](#)

[Average paid employment](#)

[Average monthly gross wages and salaries](#)

[Dwellings completed](#)

[Gross turnover profitability indicator](#)

[Net turnover profitability indicator](#)

