

Statistics of Warszawa No. 9/2020

28 October 2020

↑ 134.4

Dynamics of the number of unemployed persons y/y

In September 2020, there was a slight increase in the average employment y/y and an increase in the number of unemployed persons. There were slightly more job offers than a year before. There was an increase in sold production of industry, whereas construction and assembly production was significantly lower. A slight increase was recorded both in retail sales and wholesale. September was characterized by a higher number of dwellings completed than in the previous year, while a significantly lower number of dwellings in which construction has begun and permits issued.

Average employment

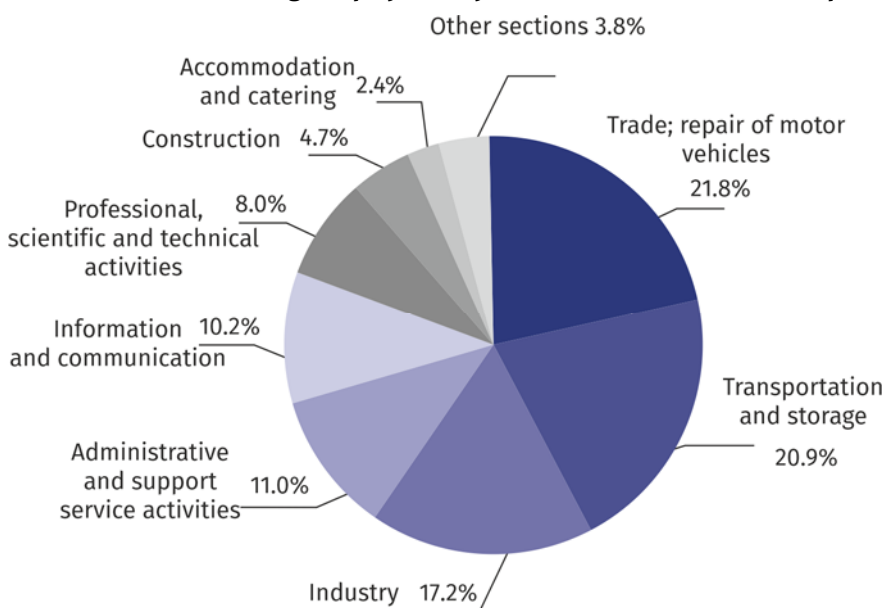
Average employment in the enterprise sector in September 2020 amounted to 1086.9 thousand persons and was by 3.8 thousand persons, i.e. by 0.4% higher than in August 2020 and by 4.3 thousand persons, i.e. by 0.4% higher than in September 2019.

Compared to August 2020, an increase in the average employment was recorded in the following sections: administrative and support service activities (by 1.3%), transportation and storage (by 0.7%), professional, scientific and technical activities (by 0.6%), construction and arts, entertainment and recreation (by 0.5% each), trade; repair of motor vehicles, information and communication as well as accommodation and catering (by 0.2% each).

Whereas a decrease in the average employment occurred in the sections of industry (by 0.4%) and real estate activities (by 0.3%).

Average employment in the enterprise sector in September 2020 was by 0.4% higher than a year before

Chart 1. Structure of average employment by PKD (NACE Rev.2) sections in September 2020



As compared to September 2019, an increase in the average employment was recorded in the following sections: arts, entertainment and recreation (by 5.6%), industry (by 4.7%), professional, scientific and technical activities (by 1.6%), transportation and storage (by 0.3%) and administrative and support service activities (by 0.1%).

A decrease in the average employment was recorded in the following sections: accommodation and catering (by 6.9%), information and communication (by 1.7%), real estate activities (by 1.4%), trade; repair of motor vehicles (by 1.0%), construction (by 0.8%).

Registered unemployment

At the end of September 2020, the number of registered unemployed persons amounted to 24425 and was by 257 persons, i.e. by 1.1% larger than at the end of August 2020 and by 6256 persons, i.e. by 34.4% larger than in the corresponding period of 2019.

The number of registered unemployed women amounted to 11912, which accounted for 48.8% of the total unemployed (the same as a month before, and 50.5% a year before) and 16.1% of unemployed women in Mazowieckie Voivodship. As compared to August 2020, the number of unemployed women increased by 110 persons, i.e. by 0.9%, and compared to September 2019 increased by 2738 persons, i.e. by 29.8%.

The registered unemployment rate amounted to 1.8% (as in the previous month, and 1.4% in the previous year), the average in Mazowieckie Voivodship was 5.1% (as a month before, and 4.4% a year before), while the national average was 6.1% (as a month before, and 5.1% a year before).

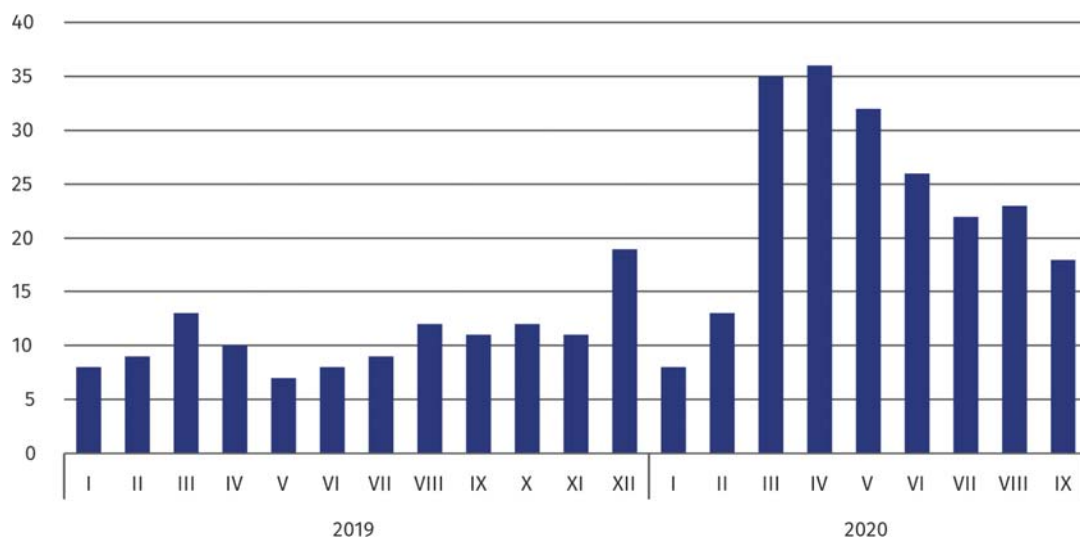
In September 2020, there were 2683 unemployed persons registered in labour offices (2325 in August 2020, and 2736 in September 2019). Registered unemployed persons accounted for 17.5% of the total registered unemployed in the voivodship.

The number of persons registering for the first time amounted to 891 (a month before 765), which accounted for 33.2% of the total unemployed who registered in September 2020 and 19.3% of persons registering for the first time in the voivodship. The share of persons terminated due to company reasons among unemployed persons registered in September 2020 amounted to 4.2% (7.3% in Mazowieckie Voivodship), 3.1% a month before and 2.5% a year before.

In September 2020, 2426 persons were removed from unemployment rolls (1673 in August 2020, and 3122 in September 2019), which accounted for 15.2% of unemployed persons removed from unemployment rolls in Mazowieckie Voivodship. Out of unemployed persons removed from unemployment rolls, 1638 persons took up work. Moreover, 409 persons lost their status of the unemployed as a result of not confirming their readiness to take up work. The reason for removing from the register was also voluntarily giving up the status of the unemployed, starting training or traineeship, acquisition of retirement rights of pre-retirement benefit, acquisition of pension rights and other.

There were 20220 persons who were not entitled to the unemployment benefit, i.e. 82.8% of the total unemployed (15166 persons a year before, i.e. 83.5%). Whereas 4205 unemployed persons were entitled to the unemployment benefit.

Chart 2. Number of unemployed persons per job offer (as of end of month)



In September 2020, the upward trend in the number of registered unemployed persons continued and the unemployment rate was at the previous month's level

In September 2020, the number of persons removed from unemployment rolls was by 22.3% smaller than a year before

In September 2020, 0.9% more job offers were reported than a year before

In September 2020, there were 3224 job offers submitted to labour offices, which accounted for 22.9% of job offers in Mazowieckie Voivodship and at the end this month the labour offices had job offers for 1336 persons. At the end of September 2020, there were 18 persons per one job offer (23 a month before and 11 a year before), in Mazowieckie Voivodship 17 persons (19 in the previous month and 13 in the previous year) registered as unemployed.

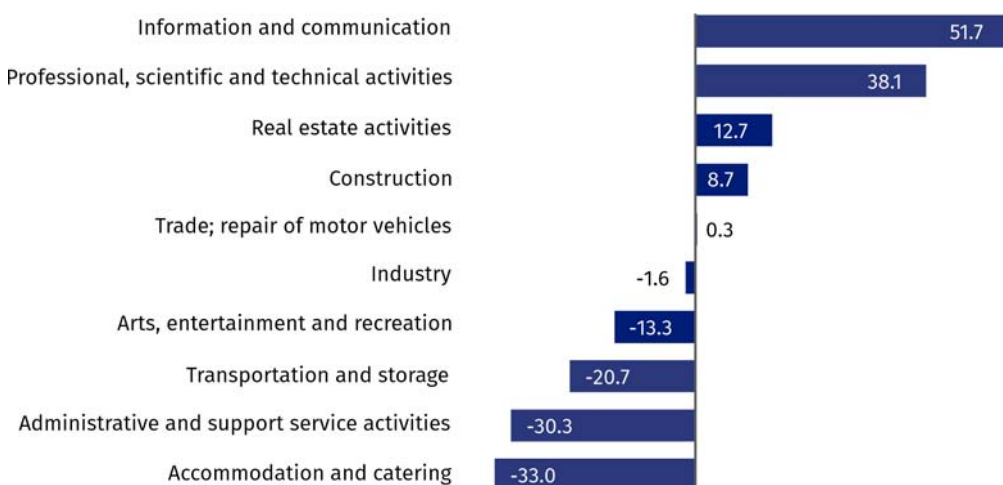
Wages and salaries

The average monthly gross wages and salaries in the enterprise sector in September 2020 amounted to PLN 6555.49 and were by 0.2% higher as compared to the previous month and by 3.4% higher than in the corresponding period of 2019.

Compared to August 2020, the increase in the average gross wages and salaries was recorded in the following sections: transportation and storage (by 2.3%), industry (by 2.1%), professional, scientific and technical activities (by 1.4%), accommodation and catering (by 1.3%), information and communication (by 0.4%).

Whereas the decrease in the average gross wages and salaries occurred in the sections: trade; repair of motor vehicles (by 2.5%), arts, entertainment and recreation (by 2.0%), real estate activities (by 1.7%), construction (by 1.4%), administrative and support service activities (by 0.9%).

Chart 3. Relative deviations (in %) of monthly gross wages and salaries in selected sections from average wages and salaries in enterprise sector in September 2020



Compared to September 2019, an increase in the average gross wages and salaries was recorded in the sections: administrative and support service activities (by 7.1%), information and communication (by 6.2%), industry (by 5.4%), real estate activities (by 4.2%), arts, entertainment and recreation (by 3.9%), trade; repair of motor vehicles (by 3.7%), professional, scientific and technical activities (by 2.8%), construction (by 2.3%).

Whereas the decrease in the average gross wages and salaries occurred in the sections accommodation and catering (by 2.7%) and transportation and storage (by 1.6%).

Industry

Sold production of industry in September 2020 amounted (at current prices) to PLN 11509.1 million and was (at constant prices) larger as compared to the corresponding period of 2019 by 12.3%. As compared to September 2019, an increase by 19.0% was recorded in sold production in manufacturing.

In the period January–September 2020, the sold production of industry amounted to PLN 100205.0 million (at current prices) and was (at constant prices) higher by 9.6% than in the corresponding period of 2019. In manufacturing production increased by 10.2%.

Among divisions included in manufacturing, the sales increase was recorded, among others, in: manufacture of pharmaceutical products (by 49.6%), manufacture of textiles (by 42.7%), manufacture of food products (by 28.3%), manufacture of products of wood, cork, straw and wicker (by 23.1%), manufacture of chemicals and chemical products (by 18.6%), other manufacturing (by 11.1%), manufacture of electrical equipment (by 9.9%), manufacture of metal products (by 8.4%), manufacture of rubber and plastic products (by 6.5%), manufacture of furniture (by 3.5%), manufacture of metals (by 1.6%), manufacture of coke and refined petroleum products (by 1.1%), manufacture of paper and paper products (by 0.2%).

Average monthly gross wages and salaries in the enterprise sector in September 2020 amounted to PLN 6555.49 and were by 3.4% higher than in September 2019

Sold production in manufacturing (at current prices) in September 2020 was by 19.0% larger than a year before

The decrease in sales was recorded, among others, in: manufacture of other transport equipment (by 27.2%), manufacture of leather and related products (by 23.1%), printing and reproduction of recorded media (by 15.6%), manufacture of wearing apparel (by 14.6%), manufacture of machinery and equipment n.e.c. (by 9.1%), manufacture of other non-metallic mineral products (by 8.8%), manufacture of beverages (by 5.2%), manufacture of motor vehicles, trailers and semi-trailers (by 2.1%), manufacture of computer, electronic and optical products (by 0.8%), repair, installation of machinery and equipment (by 0.1%).

Labour productivity in industry, measured by the value of sold production per employed person in January–September 2020 amounted to PLN 535.2 thousand (at current prices) and was – at constant prices – by 4.5% higher than a year before.

Construction

Sold production of construction in September 2020 amounted (at current prices) to PLN 4374.6 million and compared to August 2020 was higher by 8.7%, and compared to the corresponding period of the previous year it decreased by 2.7%.

In January–September 2020, sold production of construction reached the value of PLN 36932.3 million, i.e. by 5.8% smaller than in the corresponding period of 2019.

Construction and assembly production in September 2020 reached PLN 1093.8 million (at current prices) and accounted for 25.0% of sold production of construction. As compared to the previous month, construction and assembly production increased by 13.3%, and compared to September 2019 it was lower by 13.4%.

In the period January–September 2020, construction and assembly production amounted to PLN 8742.9 million and constituted 23.7% of the sold production of construction (24.4% a year before). In comparison with the same period last year, construction and assembly production was lower by 8.6%.

The decrease in production in relation to the corresponding period of 2019 occurred in entities dealing with: construction of buildings (by 20.1%), civil engineering (by 4.3%) and specialized construction activities (by 0.4%).

Labour productivity measured by production per employed person in construction, in September 2020 amounted to PLN 85.3 thousand and was by 8.2% higher than a month before and by 1.9% smaller than in September 2019.

Trade

Retail sales in trade and non-trade enterprises in September 2020 (at current prices) were by 2.8% smaller than in August 2020 and by 0.4% higher compared to September 2019.

Compared to August 2020, there was a decrease in the sales of: sales of press, books, other sales in specialized stores (by 11.5%), sales of furniture, electronics and household appliances (by 8.2%), sales of food, beverages and tobacco (by 4.4%), sales of textiles, clothing and footwear (by 2.5%), sales of solid, liquid and gas fuels (by 2.0%), other retail sales in non-specialized stores (by 1.4%).

However, there was an increase in the sales of motor vehicles, motorcycles, parts (by 15.1%), sales of pharmaceuticals, cosmetics, orthopaedic equipment (by 7.2%), other sales (by 4.6%), retail sales conducted by mail order houses (by 3.6%).

Compared to September 2019, there was an increase in the retail sales conducted by mail order houses (by 96.3%), sales of furniture, electronics and household appliances (by 8.4%), sales of pharmaceuticals, cosmetics, orthopedic equipment (by 7.9%), sales of motor vehicle, motorcycles, parts (by 1.3%), sales of food, beverages and tobacco (by 0.8%), sales of press, books, other sales in specialized stores (by 0.4%).

However, there was a decrease in sales of textiles, clothing and footwear (by 15.9%), sales of solid, liquid and gas fuels (by 8.4%), other sales (by 7.7%), other retail sales in non-specialized stores (by 3.0%).

In January–September 2020, compared to the corresponding period of 2019, retail sales decreased by 5.6%.

Wholesale in trade enterprises in September 2020 (at current prices) was by 18.6% higher as compared to the previous month and by 8.6% higher as compared to September 2019, and in wholesale enterprises it was higher by 11.6% and higher by 6.1%, respectively.

Construction and assembly production (at current prices) in September 2020 was by 13.4% smaller than a year before

Retail sales (at current prices) in trade and non-trade enterprises in September 2020 was by 0.4% larger than in September 2019

Compared to September 2019, the sales of textiles, clothing and footwear as well as solid, liquid and gas fuels decreased the most

Wholesale (at current prices) in trade enterprises was by 8.6% higher than a year before

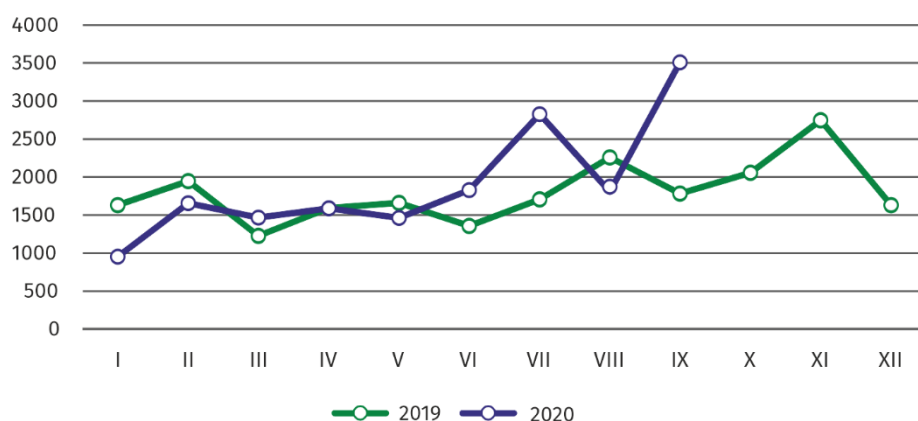
In the period January–September 2020, trade units realized wholesale by 3.4% lower than in the previous year, while wholesale enterprises by 2.2% lower.

Housing construction¹

According to preliminary data, 3510 dwellings were completed in Warszawa in September 2020, i.e. by 97.0% more than in the previous year.

In January–September 2020, there were 17104 completed dwellings (by 12.8% more than in the corresponding period of 2019), and in Mazowieckie Voivodship 33257 dwellings, i.e. by 10.3% more than in January–September 2019. The increase in the number of dwellings completed was recorded in municipal construction from 12 to 100 dwellings, in construction for sale or rent from 14380 to 16522 dwellings, i.e. by 14.9% more, in private construction from 401 to 442 dwellings, i.e. by 10.2% more. Whereas a decrease in the number of dwellings completed was recorded in cooperative construction from 353 to 40 dwellings, i.e. by 88.7% less.

Chart 4. Dwellings completed



In January–September 2020, the construction began in 10979 dwellings (by 35.3% less than in the corresponding period of 2019), of which: 10573 in construction for sale or rent, 406 in private construction.

In January–September 2020, the number of dwellings for which permits have been granted or which have been registered with a construction project amounted to 10445 (by 34.2% less than in the corresponding period of 2019), of which 432 dwellings in buildings built by private investors.

The average useful floor area of a dwelling completed in January–September 2020, amounted to 58.4 m² and decreased compared to the corresponding period of 2019 by 2.5 m². In private construction, the average useful floor area of dwellings amounted to 201.5 m² (by 2.7 m² more than in the corresponding period of 2019), in cooperative construction – 58.8 m² (by 1.3 m² more), in construction for sale or rent – 54.7 m² (by 2.5 m² fewer), in municipal construction – 44.5 m² (by 3.7 m² more).

Entities of the national economy²

At the end of September 2020 there were 470229 entities of the national economy registered in the REGON register in Warszawa, which accounted for 53.5% of the total in Mazowieckie Voivodship. Compared with August 2020, the number of entities of the national economy increased by 2008 (i.e. by 0.4%), and compared to September 2019 increased by 19187 (i.e. by 4.3%).

As of the end of September this year, there were 210291 legal persons and organizational units without legal personality registered in the REGON register, of which 143077 commercial companies. The number of these entities increased compared to the previous month by 0.4% and 0.6%, whereas on an annual basis by 5.2% and 7.1%, respectively.

In January–September 2020, the construction began in 10979 dwellings, i.e. by 35.3% less than in the corresponding period of the previous year

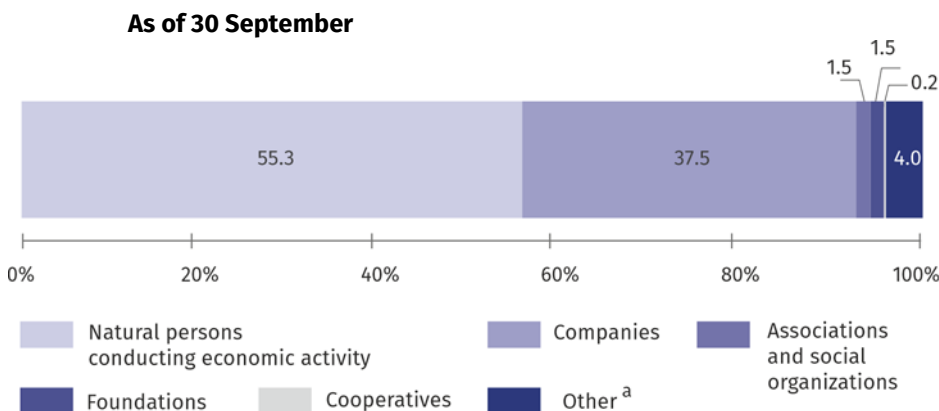
At the end of September 2020, the most numerous group of entities by kind of conducted activity represented units dealing with professional, scientific and technical activities

¹ Dane Reporting data – may change after preparing quarterly reports.

² Applies to legal persons, organizational units without legal personality and natural persons conducting economic activity (excluding natural persons tending private farms in agriculture)

The number of registered natural persons conducting economic activity as of the end of September this year amounted to 259938 and compared to August 2020 it was higher by 0.4%, and compared to the corresponding period of the previous year increased by 3.5%.

Chart 5. Structure of entities of the national economy by legal status in 2020



^a Of which state owned enterprises.

In the capital city, in September 2020 the most numerous were entities dealing with professional, scientific and technical activities (19.5% of total registered units), trade; repair of motor vehicles (18.7%), information and communication (10.0%).

Compared to August 2020, the number of entities increased among others in the sections: electricity, gas, steam and air conditioning supply (by 3.3%), information and communication (by 0.8%), and health care and social welfare (by 0.7%). Whereas a decrease in the number of entities was noted in the section of public administration and national defense; compulsory social security (by 0.2%).

In comparison with September 2019, the largest increase was recorded in the sections: electricity, gas, steam and air conditioning supply (by 27.3%), information and communication (by 8.1%), administrative and support service activities (by 7.3%). Whereas a decrease in the number of entities was recorded in the section of mining and quarrying (by 2.1%).

In September 2020, 3096 new entities were entered into the REGON register, i.e. by 13.9% more than in the previous month. The newly registered entities were dominated by natural persons conducting economic activity – 1848 (by 20.2% more than in August 2020). The number of newly registered commercial companies was higher by 2.2%, including limited liability companies – by 1.5%.

In September 2020, 1044 entities were removed from the REGON register (compared to 837 in the previous month), including 741 natural persons conducting economic activity (by 22.3% more). The most deregistered units were dealing with: trade; repair of motor vehicles (21.2%) professional, scientific and technical activities (by 14.8%), and construction (9.6%).

As of the end of September this year, 42006 entities had suspended activity in the REGON register (by 0.6% less than a month before). The vast majority were natural persons conducting economic activity (85.4%).

In September 2020, the number of newly registered entities was 13.9% higher than a month earlier, and the number of suspended activities decreased by 0.6%

In the case of quoting data from Statistics Poland, please provide information: "Source of data – Statistics Poland", and in the case of publishing calculations made on data published by Statistics Poland, please provide information: "Own study based on Statistics Poland data".

Table 1. Selected data on Warszawa

SPECIFICATION		01	02	03	04	05	06	07	08	09	10	11	12
Registered unemployment (in thousands; as of end of the period)	2019	20,1	19,9	19,7	19,2	18,9	18,6	18,5	18,6	18,2	17,5	17,7	17,4
	2020	18,0	18,0	17,9	19,0	21,0	22,6	23,5	24,2	24,4			
Unemployment rate (in %; as of end of the period)	2019	1,5	1,5	1,5	1,4	1,4	1,4	1,4	1,4	1,4	1,3	1,3	1,3
	2020	1,3	1,3	1,3	1,4	1,6	1,7	1,7*	1,8	1,8			
Job offers (during the month)	2019	4131	3302	3402	4295	4249	3307	3678	3155	3194	3811	3332	2336
	2020	4199	3148	2740	1563	1848	2281	2848	2198	3224			
Number of unemployed persons per job offer (as of end of the period)	2019	8	9	13	10	7	8	9	12	11	12	11	19
	2020	8	13	35	36	32	26	22	23	18			
Average employment in the enterprise sector ^a (in thousands persons)	2019	1083,5	1077,7	1079,9	1080,6	1079,2	1079,4	1083,8	1085,5	1082,6	1085,6	1090,6	1094,6
	2020	1099,9	1098,3	1094,2	1070,1	1061,1	1071,5	1076,8	1083,0	1086,9			
previous month=100	2019	100,9	99,5	100,2	100,1	99,9	100,0	100,4	100,2	99,7	100,3	100,5	100,4
	2020	100,5	99,9	99,6	97,8	99,2	101,0	100,5	100,6	100,4			
corresponding month of previous year =100	2019	102,1	101,8	102,1	102,1	102,0	101,9	101,9	101,8	101,6	101,8	101,9	102,0
	2020	101,5	101,9	101,3	99,0	98,3	99,3	99,4	99,8	100,4			
Average monthly gross wages and salaries in the enterprises sector ^a (in PLN)	2019	6272,71	6276,47	6814,28	6544,80	6372,52	6418,62	6393,10	6364,51	6342,90	6685,13	6453,56	6762,85
	2020	6669,32	6645,97	7216,13	6759,21	6465,54	6506,31	6626,68	6540,32	6555,49			
previous month=100	2019	97,2	100,1	108,6	96,0	97,4	100,7	99,6	99,6	99,7	105,4	96,5	104,8
	2020	98,6	99,6	108,6	93,7	95,7	100,6	101,9	98,7	100,2			
corresponding month of previous year =100	2019	106,4	106,3	104,8	104,5	106,5	105,3	105,4	106,0	106,3	105,0	104,2	104,8
	2020	106,3	105,9	105,9	96,7	101,5	101,4	103,7	102,8	103,4			
Dwellings completed (since the beginning of the year)	2019	1630	3577	4805	6399	8058	9414	11122	13382	15164	17220	19969	21599
	2020	955	2611	4080	5669	7130	8958	11787	13594	17104			
corresponding period of previous year =100	2019	74,3	101,8	85,5	93,3	98,7	94,6	86,9	86,3	90,2	92,9	99,8	92,2
	2020	58,6	73,0	84,9	88,6	88,5	95,2	106,0	101,6	112,8			
Sold production of industry ^a (at constant prices):													
corresponding month of previous year =100	2019	108,8	107,7	107,1	115,8	110,2	101,4	105,8	101,1	105,1	111,0	116,6	106,3
	2020	101,8	108,4	108,5	94,9	106,1	119,4	110,2	106,4	112,3			

^a In enterprises employing more than 9 persons.

Table 1. Selected data on Warszawa (cont.)

SPECIFICATION		01	02	03	04	05	06	07	08	09	10	11	12
Construction and assembly production ^a (at current prices):													
previous month=100	2019	45,7	146,7	120,9	91,0	111,7	103,9	113,2	108,7	81,6	103,1	94,9	112,0
	2020	47,8	127,0	114,1	93,3	107,4	107,5	91,7	102,1	113,3			
corresponding month of previous year =100	2019	86,2	153,2	114,9	114,1	105,9	103,5	103,5	136,6	100,7	81,5	88,0	94,0
	2020	98,3	85,1	80,3	82,3	79,2	81,9	66,4	62,4	86,6			
Retail sales of goods ^a (at current prices):													
previous month=100	2019	75,4	92,8	118,5	103,0	98,3	104,0	99,9	97,8	98,3	105,1	104,3	119,7
	2020	72,2	94,9	89,5	86,1	131,1	110,7	104,2	98,5	97,2			
corresponding month of previous year =100	2019	106,8	106,3	109,6	111,6	107,7	106,3	106,6	105,0	106,3	106,0	109,2	110,1
	2020	105,5	107,9	81,5	68,1	90,8	96,7	100,8	101,5	100,4			
Turnover profitability rate in enterprises ^b :													
gross (in %)	2019	.	.	3,7	.	.	5,4	.	.	5,0	.	.	4,6
	2020	.	.	3,0	.	.	5,8	.	.	.			
net (in %)	2019	.	.	2,9	.	.	4,5	.	.	4,1	.	.	3,7
	2020	.	.	2,1	.	.	4,6	.	.	.			
Entities of the national economy ^c (as of end of the period)	2019	435786	437920	439976	441829	443572	445225	447071	448984	451042	453035	454801	456338
	2020	457998	459714	461238	462115	463276	464637	466492	468221	470229			
of which commercial companies	2019	127250	128044	128884	129670	130454	131104	131972	132768	133589	134455	135337	136024
	2020	136910	137971	138794	139439	139992	140588	141390	142226	143077			
of which with foreign capital participation	2019	25442	25486	25572	25737	25972	26144	26344	26479	26604	26713	26872	26967
	2020	27025	27168	27285	27436	27526	27563	27635	27752	27859			

a In enterprises employing more than 9 persons. b In which the number of employees exceeds 49, excluding enterprises of agriculture, forestry and fishing as well as financial and insurance activities; the data are published cumulatively. c In the REGON register, excluding persons tending private farms in agriculture.a

N o t e. The following symbols were used in the table: (.)data not available, classified data (statistical confidentiality) or providing data impossible or purposeless, sign * data were changed in relation to the previously published.

Prepared by:
Statistical Office in Warszawa
Director Zofia Kozłowska
Office tel.: (+48 22) 464 23 15

Issued by:
Statistical Information Centre
Marcin Kałuski
Tel.: (+48 22) 464 20 91
e-mail: m.kaluski@stat.gov.pl

Press office
Office tel.: (+48 22) 464 20 91
e-mail: m.kaluski@stat.gov.pl



warszawa.stat.gov.pl/en/



[@Warszawa_STAT](https://twitter.com/Warszawa_STAT)

Related information

[Communication and Announcements](#)

Data available in databases

[Local Data Bank → Labour market](#)

Terms used in official statistics

[Registered unemployed persons](#)

[Registered unemployment rate](#)

[Average paid employment](#)

[Average monthly gross wages and salaries](#)

[Dwellings completed](#)

[Gross turnover profitability indicator](#)

[Net turnover profitability indicator](#)

