

Statistics of Warszawa No. 6/2020

29th July 2020

↑ 122.3

Dynamics of sold production of manufacturing (at constant prices) y/y

In June 2020, as in the previous month, there was a decline in the average employment y/y and an increase in the unemployment rate. Still, there were fewer job offers than a year before. There was an increase in sold production of industry, whereas construction and assembly production was significantly lower. A drop in retail sales was also recorded, while wholesale was slightly higher. June was characterized by a larger than a year before number of dwellings completed and permits issued but a smaller number of dwellings in which construction has begun.

Average employment

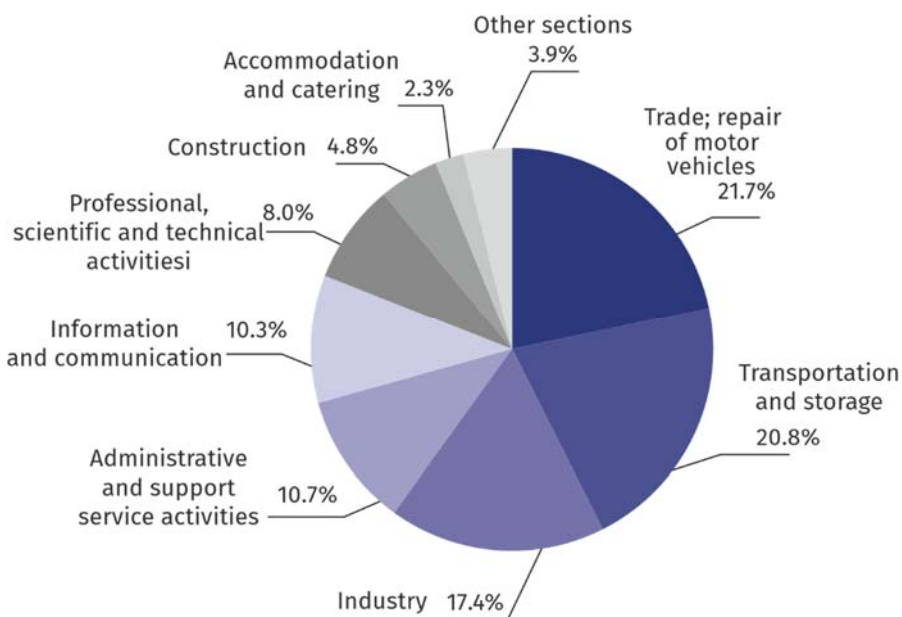
Average employment in the enterprise sector in June 2020 amounted to 1071.5 thousand persons and was by 10.4 thousand persons, i.e. by 1.0% higher than in May 2020 and by 7.9 thousand persons, i.e. by 0.7% lower than in June 2019.

Compared to May 2020, an increase in the average employment was recorded in the following sections: industry (by 5.3%), accommodation and catering (by 1.1%), real estate activities (by 0.7%), trade; repair of motor vehicles (by 0.6%), administrative and support service activities (by 0.5%), information and communication (by 0.1%).

Whereas a decrease in the average employment occurred in the sections: transportation and storage (by 0.5%), professional, scientific and technical activities (by 0.3%), construction (by 0.1%).

Average employment in the enterprise sector in June 2020 was by 0.7% lower than a year before

Chart 1. Structure of average employment by PKD (NACE Rev.2) sections in June 2020



As compared to June 2019, a decrease in the average employment was recorded in the following sections: accommodation and catering (by 13.5%), trade; repair of motor vehicles (by 2.7%), construction (by 2.2%), transportation and storage (by 1.4%), administrative and support service activities (by 1.2%), information and communication (by 1.1%), real estate activities (by 0.2%).

An increase in the average employment was recorded in the following sections: arts, entertainment and recreation (by 4.4%), industry (by 4.3%), professional, scientific and technical activities (by 1.5%).

Registered unemployment

At the end of June 2020, the number of registered unemployed persons amounted to 22642 and was by 1657 persons, i.e. by 7.9% larger than at the end of May 2020 and by 4079 persons, i.e. by 22.0% larger than in the corresponding period of 2019.

The number of registered unemployed women amounted to 11046, which accounted for 48.8% of the total unemployed (48.7% a month before, and 49.8% a year before) and 15.2% of unemployed women in Mazowieckie Voivodship. As compared to May 2020, the number of unemployed women increased by 817 persons, i.e. by 8.0%, and compared to June 2019 increased by 1809 persons, i.e. by 19.6%.

The registered unemployment rate amounted to 1.7% (1.6% in the previous month, and 1.4% in the previous year), the average in Mazowieckie Voivodship was 5.1% (4.9% a month before, and 4.5% a year before), while the national average was 6.1% (6.0% a month before, and 5.3% a year before).

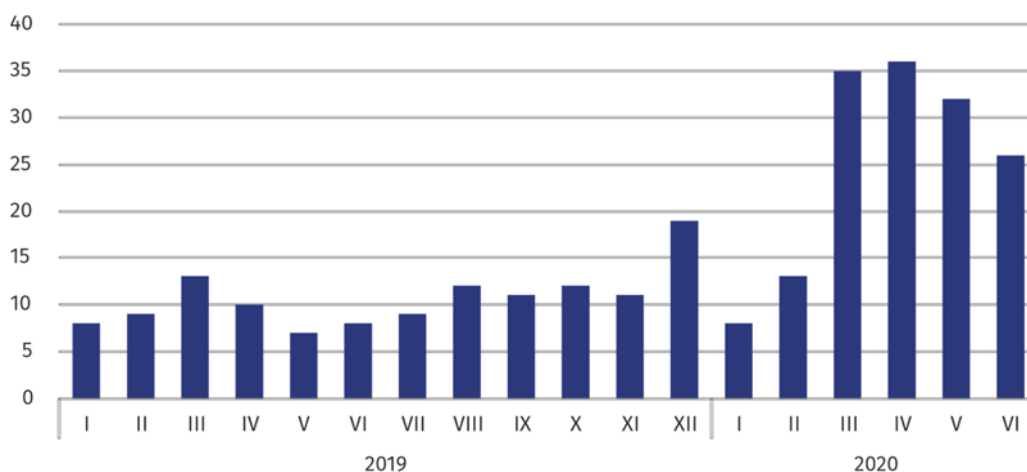
In June 2020, there were 2831 unemployed persons registered in labour offices (2576 in May 2020, and 2389 in June 2019). Registered unemployed persons accounted for 21.3% of the total registered unemployed in the voivodship.

The number of persons registering for the first time amounted to 1018 (a month before 876), which accounted for 36.0% of the total unemployed who registered in June 2020 and 29.0% of persons registering for the first time in the voivodship. The share of persons terminated due to company reasons among unemployed persons registered in June 2020 amounted to 3.1% (7.1% in Mazowieckie Voivodship), 4.3% a month before and 3.2% a year before.

In June 2020, 1174 persons were removed from unemployment rolls (632 in May 2020, and 2750 in June 2019), which accounted for 11.9% of unemployed persons removed from unemployment rolls in Mazowieckie Voivodship. Out of unemployed persons removed from unemployment rolls, 965 persons took up work. Moreover, 15 persons lost their status of the unemployed as a result of not confirming their readiness to take up work. The reason for removing from the register was also voluntarily giving up the status of the unemployed, starting training or traineeship, acquisition of retirement rights of pre-retirement benefit, acquisition of pension rights and other.

There were 18443 persons who were not entitled to the unemployment benefit, i.e. 81.5% of the total unemployed (15404 persons a year before, i.e. 83.0%). Whereas 4199 unemployed persons were entitled to the unemployment benefit.

Chart 2. Number of unemployed persons per job offer (as of end of month)



In June 2020, there were 2281 job offers submitted to labour offices, which accounted for 18.2% of job offers in Mazowieckie Voivodship and at the end this month the labour offices had job offers for 887 persons. At the end of June 2020, there were 26 persons per one job offer (32 a

In June 2020, the upward trend in the number of registered unemployed persons and the unemployment rate continued

In June 2020, the number of persons removed from unemployment rolls was by 57.3% smaller than a year before

In June 2020, 31.0% less job offers were reported than a year before

month before and 8 a year before), in Mazowieckie Voivodship 20 persons (23 in the previous month and 13 in the previous year) registered as unemployed.

Wages and salaries

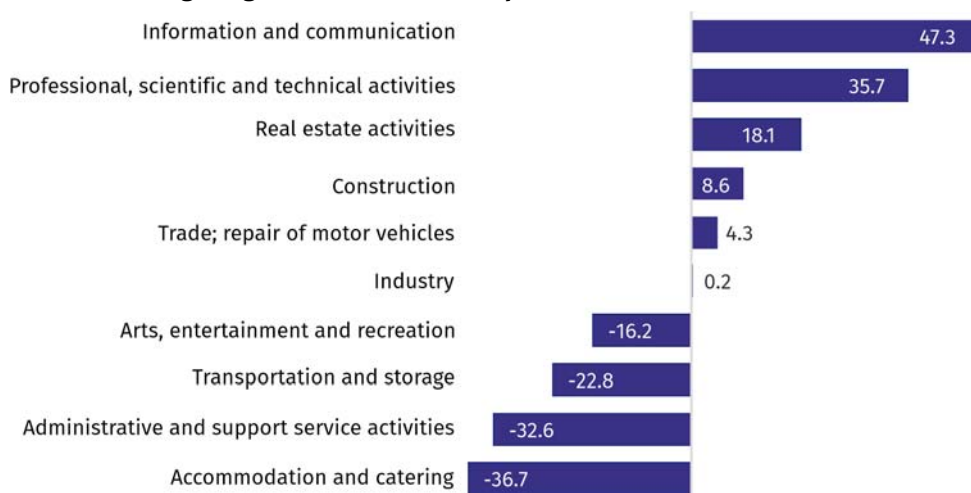
The average monthly gross wages and salaries in the enterprise sector in June 2020 amounted to PLN 6506.31 and were by 0.6% higher as compared to the previous month and by 1.4% higher than in the corresponding period of 2019.

Compared to May 2020, the increase in the average gross wages and salaries was recorded in the following sections: accommodation and catering (by 4.2%), industry (by 3.9%), arts, entertainment and recreation (by 3.5%), trade; repair of motor vehicles (by 1.7%), transportation and storage (by 0.2%).

Whereas a decrease in the average gross wages and salaries was recorded in the sections: construction (by 4.6%), real estate activities (by 4.0%), information and communication (by 1.3%), professional, scientific and technical activities (by 0.4%).

Average monthly gross wages and salaries in the enterprise sector in June 2020 amounted to PLN 6506.31 and were by 1.4% higher than in June 2019

Chart 3. Relative deviations (in %) of monthly gross wages and salaries in selected sections from average wages and salaries in enterprise sector in June 2020



Compared to June 2019, an increase in the average gross wages and salaries was recorded in the sections: real estate activities (by 7.3%), administrative and support service activities (by 5.6%), professional, scientific and technical activities (by 3.3%), industry (by 2.3%), information and communication (by 1.3%), trade; repair of motor vehicles (by 0.8%).

Whereas a decrease in the average gross wages and salaries was recorded in the sections: accommodation and catering (by 7.5%), construction (by 2.9%), arts, entertainment and recreation (by 1.7%), transportation and storage (by 0.8%).

Industry

Sold production of industry in June 2020 amounted (at current prices) to PLN 11030.0 million and was (at constant prices) larger as compared to the corresponding period of 2019 by 19.4%. As compared to June 2019, an increase by 22.3% was recorded in sold production in manufacturing.

In the period January–June 2020, the sold production of industry amounted to PLN 68531.6 million (at current prices) and was (at constant prices) higher by 10.6% than in the corresponding period of 2019. In manufacturing production increased by 11.0%.

Among divisions included in manufacturing, the sales increase was recorded, among others, in: manufacture of pharmaceutical products (by 57.4%), manufacture of textiles (by 56.1%), manufacture of food products (by 40.4%), other manufacturing (by 12.0%), manufacture of metal products (by 7.4%), manufacture of chemicals and chemical products (by 7.0%), manufacture of rubber and plastic products (by 5.0%), manufacture of electrical equipment (by 4.4%).

Sold production in manufacturing (at current prices) in June 2020 was by 22.3% larger than a year before

The decrease in sales was recorded, among others, in: manufacture of leather and related products (by 28.1%), manufacturing of other transport equipment (by 23.5%), printing and reproduction of recorded media (by 13.5%), manufacture of wearing apparel (by 13.3%), manufacture of other non-metallic mineral products (by 7.8%), manufacture of motor vehicles, trailers and semi-trailers (by 6.4%), manufacture of machinery and equipment n.e.c. (by 6.3%), manufacture of computer, electronic and optical products (by 4.0%), manufacture of products of wood, cork, straw and wicker (by 4.0%), manufacture of beverages (by 3.8%), repair, installation of machinery and equipment (by 2.7%), manufacture of furniture (by 1.9%), manufacture of paper and paper products (by 1.6%), manufacture of coke and refined petroleum products (by 0.9%), manufacture of metal products (by 0.1%).

Labour productivity in industry, measured by the value of sold production per employed person in January–June 2020 amounted to PLN 365.7 thousand (at current prices) and was – at constant prices – by 5.0% higher than a year before.

Construction

Sold production of construction in June 2020 amounted (at current prices) to PLN 4128.1 million and compared to May 2020 was higher by 14.1%, and compared to the corresponding period of the previous year it decreased by 12.3%.

In January–June 2020, sold production of construction reached the value of PLN 22961.1 million, i.e. by 7.9% smaller than in the corresponding period of 2019.

Construction and assembly production in June 2020 reached PLN 1030.8 million (at current prices) and accounted for 25.0% of sold production of construction. As compared to the previous month, construction and assembly production increased by 7.5%, and compared to June 2019 it was lower by 18.1%.

In the period January–June 2020, construction and assembly production amounted to PLN 5470.7 million and constituted 23.8% of the sold production of construction (24.6% a year before). In comparison with the same period last year, construction and assembly production was lower by 10.8%.

The decrease in production in relation to the corresponding period of 2019 occurred in entities conducting activity in the field of construction of buildings (by 20.5%), in entities conducting activity in civil engineering (by 7.7%), and in companies carrying out specialized construction activities (by 2.0%).

Labour productivity measured by production per employed person in construction, in June 2020 amounted to PLN 80.3 thousand and was by 14.2% higher than a month before and by 10.2% smaller than in June 2019.

Trade

Retail sales in trade and non-trade enterprises in June 2020 (at current prices) were by 10.7% larger than in May 2020 and by 3.3% lower compared to June 2019.

Compared to May 2020, there was an increase in the sales of: textiles, clothing and footwear (by 46.7%), sales of motor vehicles, motorcycles, parts (by 41.5%), other retail sales in non-specialized stores (by 30.0%), sales conducted by mail order houses (by 15.6%), sales of solid, liquid and gas fuels (by 13.1%), sales of pharmaceuticals, cosmetics, orthopedic equipment (by 10.5%), press, books, other sales in specialized stores (by 4.6%), sales of food, beverages and tobacco (by 4.1%), other sales (by 3.9%), sales of furniture, electronics and household appliances (by 0.6%).

As compared to June 2019, there was a decrease in other sales in non-specialized stores (by 26.1%), sales of solid, liquid and gas fuels (by 25.2%), pharmaceuticals, cosmetics, orthopedic equipment (by 13.9%), sales of textiles, clothing and footwear (by 12.4%), other sales (by 9.9%), motor vehicles, motorcycles, parts (by 5.0%), sales of food, beverages and tobacco (by 2.2%).

However, there was an increase in sales conducted by mail order houses (by 143.4%), sales of furniture, electronics and household appliances (by 12.7%), press, books, other sales in specialized stores (by 5.4%).

In January–June 2020, compared to the same period of 2019, retail sales decreased by 9.0%.

Construction and assembly production (at current prices) in June 2020 was by 18.1% smaller than a year before

Retail sales (at current prices) in trade and non-trade enterprises in June 2020 was by 3.3% smaller than in June 2019

Compared to June 2019, the retail sales in non-specialized stores and the sales of solid, liquid and gas fuels decreased the most

Wholesale in trade enterprises in June 2020 (at current prices) was by 18.2% larger as compared to the previous month and by 2.2% higher as compared to June 2019, and in wholesale enterprises it was higher by 13.2% and higher by 3.3%, respectively.

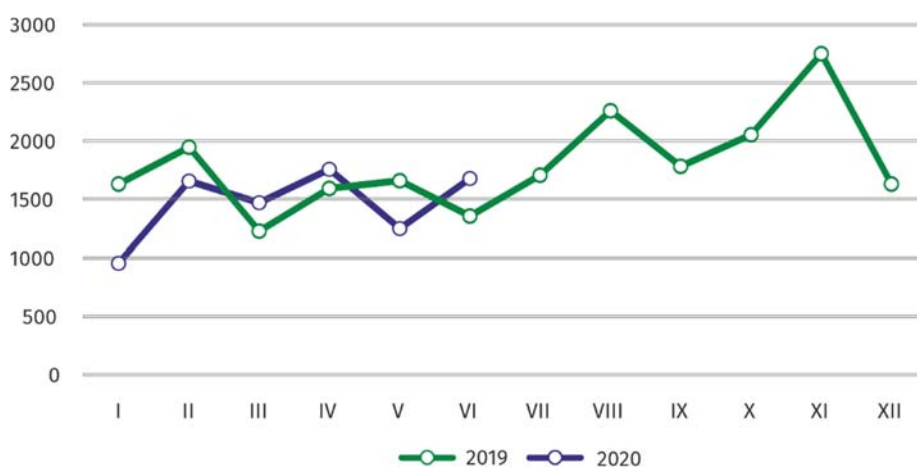
In the period January–June 2020, trade units realized wholesale by 6.6% lower than in the previous year, while wholesale enterprises by 4.7% lower.

Housing construction ¹

According to preliminary data, 1679 dwellings were completed in Warszawa in June 2020, i.e. by 23.8% more than in the previous year.

In January–June 2020, there were 8763 completed dwellings (by 6.9% less than in the corresponding period of 2019), and in Mazowieckie Voivodship 18297 dwellings, i.e. by 6.1% less than in January–June 2019. The decrease in the number of dwellings completed was recorded in construction for sale or rent from 8860 to 8500 dwellings, i.e. by 4.1% less, in private construction from 285 to 255 dwellings, i.e. by 10.5% less. Moreover, 8 dwellings were completed in municipal construction.

Char 4. Dwellings completed



In January–June 2020, the construction began in 6207 dwellings (by 35.1% less than in the corresponding period of 2019), of which: 5997 in construction for sale or rent, 210 in private construction.

In January–June 2020, the number of dwellings for which permits have been granted or which have been registered with a construction project amounted to 6818 (by 34.6% less than in the corresponding period of 2019), of which 242 dwellings in buildings built by private investors.

The average useful floor area of a dwelling completed in January–June 2020, amounted to 61.7 m² and increased compared to the corresponding period of 2019 by 0.2 m². In private construction, the average useful floor area of dwellings amounted to – 189.9 m² (by 1.8 m² fewer than in the corresponding period of 2019), in construction for sale or rent – 57.9 m² (by 0.2 m² more), in municipal construction – 33.0 m².

Entities of the national economy²

At the end of June 2020 there were 464637 entities of the national economy registered in the REGON register in Warszawa, which accounted for 53.6% of the total in Mazowieckie Voivodship. Compared with May 2020, the number of entities of the national economy increased by 1361 (i.e. by 0.3%), and compared to June 2019 increased by 19412 (i.e. by 4.4%).

Wholesale (at current prices) in trade enterprises was by 2.2% higher than a year before

In January–June 2020, the construction began in 6207 dwellings, i.e. by 35.1% less than in the corresponding period of the previous year

At the end of June 2020, the most numerous group of entities by kind of conducted activity represented units dealing with professional, scientific and technical activities

¹ Reporting data – may change after preparing quarterly reports.

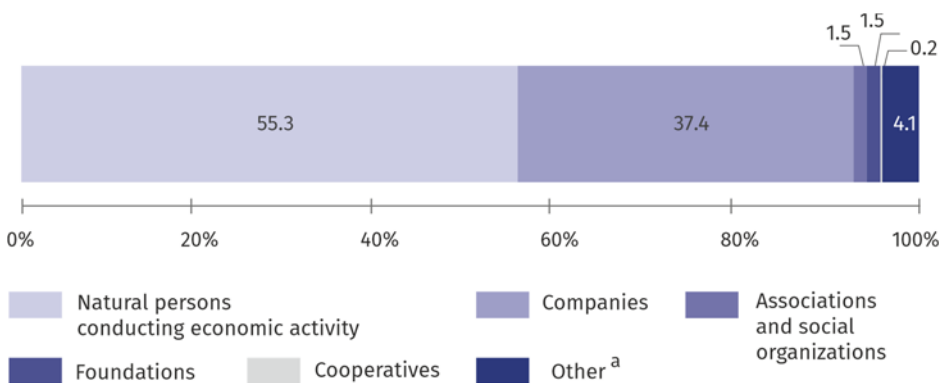
² Applies to legal persons, organizational units without legal personality and natural persons conducting economic activity (excluding natural persons tending private farms in agriculture).

As of the end of June this year, there were 207543 legal persons and organizational units without legal personality registered in the REGON register, of which 140588 commercial companies. The number of these entities increased compared to the previous month by 0.3% and 0.4%, whereas on an annual basis by 5.3% and 7.2%, respectively.

The number of registered natural persons conducting economic activity as of the end of June this year amounted to 257094 and compared to May 2020 it was higher by 0.3%, and compared to the corresponding period of the previous year increased by 3.6%.

Chart 5. Structure of entities of the national economy by legal status in 2020

As of 30th June



^a Of which state owned enterprises.

In the capital city, in June 2020 the most numerous were entities dealing with professional, scientific and technical activities (19.4% of total registered units), trade; repair of motor vehicles (18.8%), information and communication (9.9%).

Compared to May 2020, the number of entities increased among others in the sections: electricity, gas, steam and air conditioning supply (by 1.5%), mining and quarrying (by 1.1%) and water supply; sewerage, waste management and remediation activities (by 0.7%). Whereas a decrease in the number of entities was noted in the section of transportation and storage (by 0.1%).

In comparison with June 2019, the largest increase was recorded in the sections: electricity, gas, steam and air conditioning supply (by 21.7%), information and communication (by 8.3%), administrative and support service activities (by 6.8%). Whereas a decrease in the number of entities was recorded in the section of mining and quarrying (by 2.1%).

In June 2020, 2501 new entities were entered into the REGON register, i.e. by 27.9% more than in the previous month. The newly registered entities were dominated by natural persons conducting economic activity – 1393 (by 21.6% more than in May 2020). The number of newly registered commercial companies was higher by 38.9%, including limited liability companies – by 40.6%.

In June 2020, 1043 entities were removed from the REGON register (compared to 717 in the previous month), including 614 natural persons conducting economic activity (15.4% more). The most deregistered units were dealing with: professional, scientific and technical activities (by 18.7%), trade; repair of motor vehicles (18.0%) and transportation and storage (9.7%).

As of the end of June this year, 42341 entities had suspended activity in the REGON register (by 0.3% less than a month before). The vast majority were natural persons conducting economic activity (86.1%).

In June 2020, the number of newly registered entities was nearly 28% larger than a month earlier, and the number of suspended activities decreased by 0.3%

In the case of quoting data from Statistics Poland, please provide information: "Source of data – Statistics Poland", and in the case of publishing calculations made on data published by Statistics Poland, please provide information: "Own study based on Statistics Poland data".

Table 1. Selected data on Warszawa

SPECIFICATION		I	II	III	IV	V	VI	VII	VIII	IX	X	XI	XII
Registered unemployment (in thousands; as of end of the period)	2019	20,1	19,9	19,7	19,2	18,9	18,6	18,5	18,6	18,2	17,5	17,7	17,4
	2020	18,0	18,0	17,9	19,0	21,0	22,6						
Unemployment rate (in %; as of end of the period)	2019	1,5	1,5	1,5	1,4	1,4	1,4	1,4	1,4	1,4	1,3	1,3	1,3
	2020	1,3	1,3	1,3	1,4	1,6	1,7						
Job offers (during the month)	2019	4131	3302	3402	4295	4249	3307	3678	3155	3194	3811	3332	2336
	2020	4199	3148	2740	1563	1848	2281						
Number of unemployed persons per job offer (as of end of the period)	2019	8	9	13	10	7	8	9	12	11	12	11	19
	2020	8	13	35	36	32	26						
Average employment in the enterprise sector ^a (in thousands persons)	2019	1083,5	1077,7	1079,9	1080,6	1079,2	1079,4	1083,8	1085,5	1082,6	1085,6	1090,6	1094,6
	2020	1099,9	1098,3	1094,2	1070,1	1061,1	1071,5						
previous month=100	2019	100,9	99,5	100,2	100,1	99,9	100,0	100,4	100,2	99,7	100,3	100,5	100,4
	2020	100,5	99,9	99,6	97,8	99,2	101,0						
corresponding month of previous year =100	2019	102,1	101,8	102,1	102,1	102,0	101,9	101,9	101,8	101,6	101,8	101,9	102,0
	2020	101,5	101,9	101,3	99,0	98,3	99,3						
Average monthly gross wages and salaries in the enterprises sector ^a (in PLN)	2019	6272,71	6276,47	6814,28	6544,80	6372,52	6418,62	6393,10	6364,51	6342,90	6685,13	6453,56	6762,85
	2020	6669,32	6645,97	7216,13	6759,21	6465,54	6506,31						
previous month=100	2019	97,2	100,1	108,6	96,0	97,4	100,7	99,6	99,6	99,7	105,4	96,5	104,8
	2020	98,6	99,6	108,6	93,7	95,7	100,6						
corresponding month of previous year =100	2019	106,4	106,3	104,8	104,5	106,5	105,3	105,4	106,0	106,3	105,0	104,2	104,8
	2020	106,3	105,9	105,9	96,7	101,5	101,4						
Dwellings completed (since the beginning of the year)	2019	1630	3577	4805	6399	8058	9414	11122	13382	15164	17220	19969	21599
	2020	955	2611	4080	5836	7084	8763						
corresponding period of previous year =100	2019	74,3	101,8	85,5	93,3	98,7	94,6	86,9	86,3	90,2	92,9	99,8	92,2
	2020	58,6	73,0	84,9	91,2	87,9	93,1						
Sold production of industry ^a (at constant prices):													
corresponding month of previous year =100	2019	108,8	107,7	107,1	115,8	110,2	101,4	105,8	101,1	105,1	111,0	116,6	106,3
	2020	101,8	108,4	108,5	94,9	106,1	119,4						

^a In enterprises employing more than 9 persons.

Table 1. Selected data on Warszawa (cont.)

SPECIFICATION		I	II	III	IV	V	VI	VII	VIII	IX	X	XI	XII
Construction and assembly production ^a (at current prices):													
previous month=100	2019	45,7	146,7	120,9	91,0	111,7	103,9	113,2	108,7	81,6	103,1	94,9	112,0
	2020	47,8	127,0	114,1	93,3	107,4	107,5						
corresponding month of previous year =100	2019	86,2	153,2	114,9	114,1	105,9	103,5	103,5	136,6	100,7	81,5	88,0	94,0
	2020	98,3	85,1	80,3	82,3	79,2	81,9						
Retail sales of goods ^a (at current prices):													
previous month=100	2019	75,4	92,8	118,5	103,0	98,3	104,0	99,9	97,8	98,3	105,1	104,3	119,7
	2020	72,2	94,9	89,5	86,1	131,1	110,7						
corresponding month of previous year =100	2019	106,8	106,3	109,6	111,6	107,7	106,3	106,6	105,0	106,3	106,0	109,2	110,1
	2020	105,5	107,9	81,5	68,1	90,8	96,7						
Turnover profitability rate in enterprises ^b :													
gross (in %)	2019	.	.	3,7	.	.	5,4	.	.	5,0	.	.	4,6
	2020	.	.	3,0	.	.	.						
net (in %)	2019	.	.	2,9	.	.	4,5	.	.	4,1	.	.	3,7
	2020	.	.	2,1	.	.	.						
Entities of the national economy ^c (as of end of the period)	2019	435786	437920	439976	441829	443572	445225	447071	448984	451042	453035	454801	456338
	2020	457998	459714	461238	462115	463276	464637						
of which commercial companies	2019	127250	128044	128884	129670	130454	131104	131972	132768	133589	134455	135337	136024
	2020	136910	137971	138794	139439	139992	140588						
of which with foreign capital participation	2019	25442	25486	25572	25737	25972	26144	26344	26479	26604	26713	26872	26967
	2020	27025	27168	27285	27436	27526	27563						

a In enterprises employing more than 9 persons. b In which the number of employees exceeds 49, excluding enterprises of agriculture, forestry and fishing as well as financial and insurance activities; the data are published cumulatively. c In the REGON register, excluding persons tending private farms in agriculture.

Note. The following symbols were used in the table: (.) data not available, classified data (statistical confidentiality) or providing data impossible or purposeless, sign * data were changed in relation to the previously published.

Prepared by:
Statistical Office in Warszawa
Director Zofia Kozłowska
Tel.: (+48 22) 464 2315

Issued by:
Statistical Information Centre
Marcin Kałuski
Tel.: (+48 22) 464 20 91
e-mail: m.kaluski@stat.gov.pl

Press office

Tel.: (+48 22) 464 20 91

e-mail: m.kaluski@stat.gov.pl



warszawa.stat.gov.pl/en/



[@Warszawa_STAT](https://twitter.com/Warszawa_STAT)

Related information

[Communication and Announcements](#)

Data available in databases

[Local Data Bank → Labour market](#)

Terms used in official statistics

[Registered unemployed persons](#)

[Registered unemployment rate](#)

[Average paid employment](#)

[Average monthly gross wages and salaries](#)

[Dwellings completed](#)

[Gross turnover profitability indicator](#)

[Net turnover profitability indicator](#)

