

# Statistics of Warszawa No. 4/2020

29th May 2020

↓68.1

Dynamics of retail sales in trade and non-trade units (at current prices) y/y

In April 2020, changes were observed, which were a consequence of restrictions introduced in the country, aimed at stopping the developing COVID-19 epidemic. For the first time since 2013, the average employment dropped y/y and the unemployment rate increased compared to March 2020. The number of jobs offers dropped significantly, and there were fewer new registrations in the REGON register. Both sold production of industry and construction and assembly production were lower y/y. A drop in retail and wholesale sales was recorded. April was characterized by a greater number of dwellings completed than a year earlier. At the same time, the number of dwellings in which construction has begun and issued permits decreased.

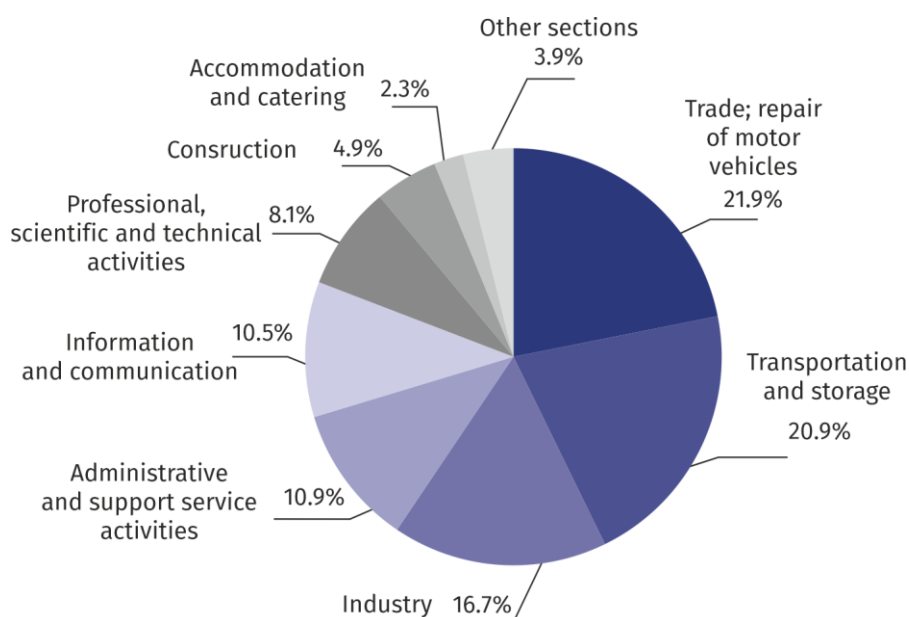
## Average employment

Average employment in the enterprise sector in April 2020 amounted to 1070.1 thousand persons and was by 24.0 thousand persons, i.e. by 2.2% lower than in March 2020 and by 10.5 thousand persons, i.e. by 1.0% lower than in April 2019.

Compared to March 2020, a decrease in the average employment was recorded in the following sections: accommodation and catering (by 14.0%), trade; repair of motor vehicles (by 3.2%), administrative and support service activities (by 2.6%), transportation and storage (by 2.0), arts, entertainment and recreation (by 1.5%), industry (by 1.4%), professional, scientific and technical activities (by 0.7%), information and communication (by 0.6%), construction (by 0.3%), real estate activities (by 0.2%).

Average employment in the enterprise sector in April 2020 was by 1.0% lower than a year before

Chart 1. Structure of average employment by PKD (NACE Rev.2) sections in April 2020



As compared to April 2019, a decrease in the average employment was recorded in the following sections: accommodation and catering (by 12.8%), construction (by 3.6%), trade; repair of motor vehicles (by 1.8%), administrative and support service activities (by 1.5%), transportation and storage (by 0.6%), information and communication (by 0.2%).

An increase in the average employment was recorded in the following sections: arts, entertainment and recreation (by 6.0%), professional, scientific and technical activities (by 2.3%), real estate activities (by 0.3%), industry (by 0.1%).

## Registered unemployment

At the end of April 2020, the number of registered unemployed persons amounted to 19041 and was by 1130 persons, i.e. by 6.3% larger than at the end of March 2020 and by 153 persons, i.e. by 0.8% smaller than in the corresponding period of 2019.

The number of registered unemployed women amounted to 9299, which accounted for 48.8% of the total unemployed (as a month before, and 49.4% a year before) and 13.7% of unemployed women in Mazowieckie Voivodship. As compared to March 2020, the number of unemployed women increased by 553 persons, i.e. by 6.3%, and compared to April 2019 decreased by 178 persons, i.e. by 1.9%.

The registered unemployment rate amounted to 1.4% (1.3 in the previous month, and 1.4% in the previous year), the average in Mazowieckie Voivodship was 4.7% (4.5% a month before, and 4.7% a year before), while the national average was 5.8% (5.4 %a month before, and 5.6% a year before).

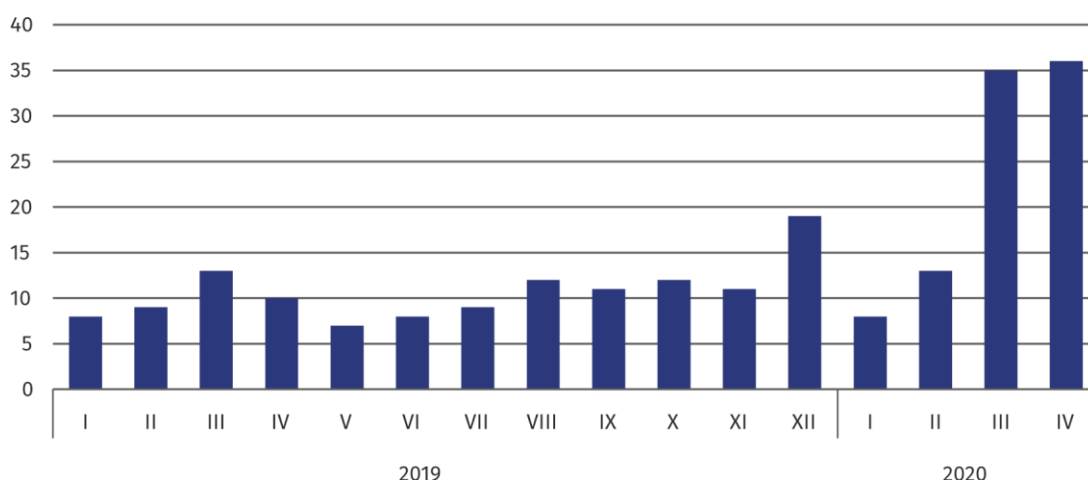
In April 2020, there were 1859 unemployed persons registered in labour offices (2207 in March 2020, and 2582 in April 2019). Registered unemployed persons accounted for 17.4% of the total registered unemployed in the voivodship.

The number of persons registering for the first time amounted to 730 (a month before 723), which accounted for 39.3% of the total unemployed who registered in April 2020 and 29.9% of persons registering for the first time in the voivodship. The share of persons terminated due to company reasons among unemployed persons registered in April 2020 amounted to 3.6% (10.6% in Mazowieckie Voivodship), 2.1% a month before and a year before.

In April 2020, 729 persons were removed from unemployment rolls (2318 in March 2020, and 3087 in April 2019), which accounted for 14.5% of unemployed persons removed from unemployment rolls in Mazowieckie Voivodship. Out of unemployed persons removed from unemployment rolls, 527 persons took up work. Moreover, 18 persons lost their status of the unemployed as a result of not confirming their readiness to take up work. The reason for removing from the register was also voluntarily giving up the status of the unemployed, starting training or traineeship, acquisition of retirement rights of pre-retirement benefit, acquisition of pension rights and other.

There were 15848 persons who were not entitled to the unemployment benefit, i.e. 83.2% of the total unemployed (16166 persons a year before, i.e. 84.2%). Whereas 3193 unemployed persons were entitled to the unemployment benefit.

**Chart 2. Number of unemployed persons per job offer (as of end of month)**



In April 2020, there were 1563 job offers submitted to labour offices, which accounted for 19.6% of job offers in Mazowieckie Voivodship and at the end this month the labour offices had job offers for 528 persons. At the end of April 2020, there were 36 persons per one job

In April 2020, for the first time in many months, the number of registered unemployed persons and the unemployment rate increased

In April 2020, the number of persons removed from unemployment rolls was by 76.4% smaller than a year before

In April 2020, 63.6% less job offers were reported than a year before

offer (35 a month before and 10 a year before), in Mazowieckie Voivodship 25 persons (23 in the previous month and 15 in the previous year) registered as unemployed.

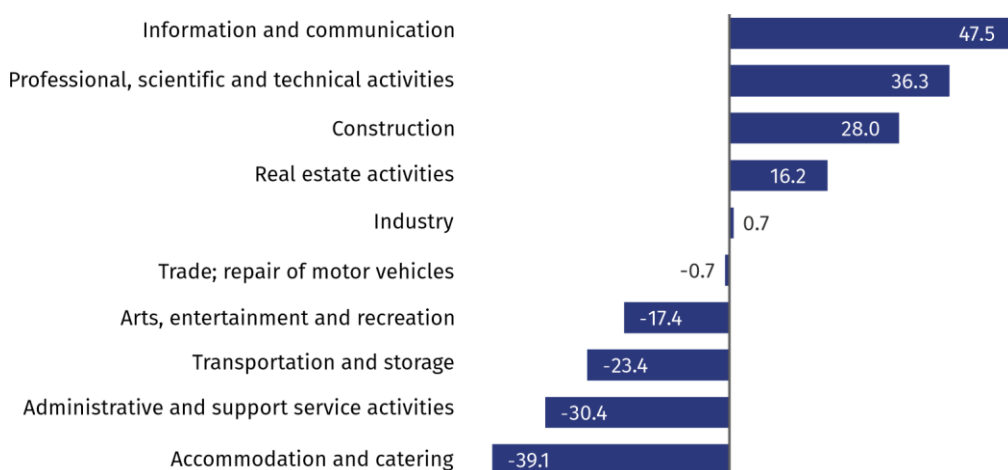
### Wages and salaries

The average monthly gross wages and salaries in the enterprise sector in April 2020 amounted to PLN 6759.21 and were by 6.3% lower as compared to the previous month and by 3.3% higher than in the corresponding period of 2019.

Compared to March 2020, the decrease in the average gross wages and salaries was recorded in the following sections: real estate activities (by 19.3%), professional, scientific and technical activities and accommodation and catering (by 14.7% each), trade; repair of motor vehicles (by 11.8%), information and communication (by 9.1%), industry (by 3.8%), administrative and support service activities (by 1.8%).

Whereas an increase in the average gross wages and salaries was recorded in the sections: construction (by 14.1%), transportation and storage (by 1.1%), arts, entertainment and recreation (by 0.4%).

**Chart3. Relative deviations (in %) of monthly gross wages and salaries in selected sections from average wages and salaries in enterprise sector in April 2020**



Compared to April 2019, an increase in the average gross wages and salaries was recorded in the sections: construction (by 23.2%), administrative and support service activities (by 9.2%), industry (by 5.6%), real estate activities (by 5.1%), information and communication (by 3.4%), professional, scientific and technical activities (by 3.1%), transportation and storage (by 2.1%), arts, entertainment and recreation (by 0.4%).

Whereas a decrease in the average gross wages and salaries was recorded in the sections: accommodation and catering (by 6.0%), trade; repair of motor vehicles (by 3.8%).

### Industry

Sold production of industry in April 2020 amounted (at current prices) to PLN 9882.2 million and was (at constant prices) smaller as compared to the corresponding period of 2019 by 5.1%. As compared to April 2019, a decrease by 11.7% was recorded in sold production in manufacturing.

In the period January–April 2020, the sold production of industry amounted to PLN 45548.6 million (at current prices) and was (at constant prices) higher by 3.8% than in the corresponding period of 2019. In manufacturing production increased by 3.2%.

Among divisions included in manufacturing, the sales increase was recorded, among others, in: manufacture of pharmaceutical products (by 50.9%), manufacture of textiles (by 24.2%), manufacture of chemicals and chemical products (by 19.8%), other manufacturing (by 19.5%), manufacture of products of wood, cork, straw and wicker (by 15.5%), manufacture of metal products (by 12.1%), manufacture of food products (by 9.3%), manufacture of coke and refined petroleum products (by 7.5%).

Average monthly gross wages and salaries in the enterprise sector in April 2020 amounted to PLN 6759.21 and were by 6.3% lower than in March this year and by 3.3% higher than in April 2019

Sold production in manufacturing (at constant prices) in April 2020 was by 11.7% smaller than a year before

The decrease in sales was recorded, among others, in: manufacturing of other transport equipment (by 38.0%), manufacture of leather and related products (by 29.9%), manufacture of motor vehicles, trailers and semi-trailers (by 13.9%), manufacture of machinery and equipment n.e.c. (by 11.3%), manufacture of computer, electronic and optical products (by 8.2%), manufacture of other non-metallic mineral products, (by 8.1%), manufacture of furniture (by 6.1%), repair, installation of machinery and equipment (by 4.2%), manufacture of beverages (by 4.0%), manufacture of basic metals (by 3.2%).

Labour productivity in industry, measured by the value of sold production per employed person in January–April 2020 amounted to PLN 252.7 thousand (at current prices) and was – at constant prices – by 2.3% higher than a year before.

## Construction

Sold production of construction in April 2020 amounted (at current prices) to PLN 3594.4 million and compared to March 2020 was lower by 8.2%, and compared to the corresponding period of the previous year it decreased by 6.4%.

In January–April 2020, sold production of construction reached the value of PLN 14614.4 million, i.e. by 3.5% smaller than in the corresponding period of 2019.

Construction and assembly production in April 2020 reached PLN 893.2 million (at current prices) and accounted for 24.8% of sold production of construction. As compared to the previous month, construction and assembly production decreased by 6.7%, and compared to April 2019 it was lower by 17.7%.

In the period January–April 2020, construction and assembly production amounted to PLN 3443.8 million and constituted 23.6% of the sold production of construction (26.5% a year before). In comparison with the same period last year, construction and assembly production was lower by 14.3%.

The decrease in production in relation to the corresponding period of 2019 occurred in entities conducting activity in the field of construction of buildings (by 18.2%), in entities conducting activity in civil engineering (by 16.3%), and in companies carrying out specialized construction activities (by 2.2%).

Labour productivity measured by production per employed person in construction, in April 2020 amounted to PLN 69.2 thousand and was by 7.9% lower than a month before and by 2.8% smaller than in April 2019.

## Trade

Retail sales in trade and non-trade enterprises in April 2020 (at current prices) were by 13.9% smaller than in March 2020 and by 31.9% lower compared to April 2019.

Compared to March 2020, there was, among others, lower sales of: other retail sales in non-specialized stores (by 42.5%), sales of solid, liquid and gas fuels (by 35.1%), sales of textiles, clothing, footwear (by 31.7%), sales of motor vehicles, motorcycles, parts (by 29.8%), sales of pharmaceuticals, cosmetics, orthopedic equipment (by 24.3%), other sales (by 18.3%), sales of food, beverages and tobacco (by 16.1%), press, books, other sales in specialized stores (by 4.4%).

However, there was an increase in sales conducted by mail order houses (by 49.4%), sales of furniture, electronics and household appliances (by 4.4%).

As compared to April 2019, there was a decrease, among others, in the sales of: other retail sales in non-specialized stores (by 77.5%), textiles, clothing and footwear (by 76.5%), motor vehicles, motorcycles, parts (by 48.2%), sales of solid, liquid and gas fuels (by 43.6%), pharmaceuticals, cosmetics, orthopedic equipment (by 42.5%), press, books, other sales in specialized stores (by 39.9%), other sales (by 28.0%), sales of food, beverages and tobacco (by 12.0%), sales of furniture, electronics and household appliances (by 10.9%).

However, there was an increase in sales conducted by mail order houses (by 147.2%).

In January–April 2020, compared to the same period of 2019, retail sales decreased by 10.7%.

Construction and assembly production (at current prices) in April 2020 was by 17.7% smaller than a year before

Retail sales (at current prices) in trade and non-trade enterprises in April 2020 was by 31.9% smaller than in April 2019

Compared to April 2019, the other retail sales in non-specialized stores and the sale of textiles, clothing, footwear decreased the most

Wholesale in trade enterprises in April 2020 (at current prices) was by 31.0% smaller as compared to the previous month and by 30.3% lower as compared to April 2019, and in wholesale enterprises it was lower by 26.0% and by 25.0% respectively.

In the period January–April 2020, trade units realized wholesale by 7.7% lower than in the previous year, while wholesale enterprises by 6.4% lower.

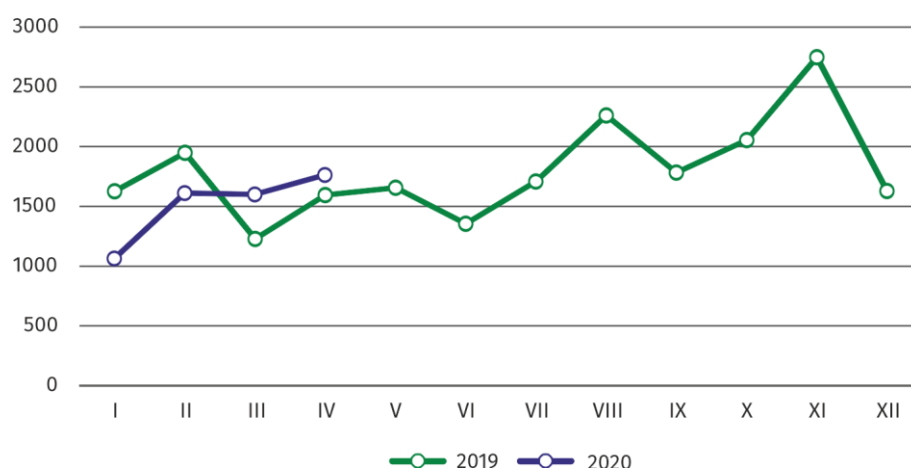
Wholesale (at current prices) in trade enterprises was by 30.3% lower than a year before

## Housing construction<sup>1</sup>

According to preliminary data, 1756 dwellings were completed in Warszawa in April 2020, i.e. by 10.2% more than in the previous year.

In January–April 2020, there were 6009 completed dwellings (by 6.1% less than in the corresponding period of 2019), and in Mazowieckie Voivodship 11951 dwellings, i.e. by 8.8% less than in January–April 2019. The decrease in the number of dwellings completed was recorded in construction for sale or rent from 5970 to 5724 dwellings, i.e. by 4.1% less. Whereas an increase was recorded in private construction from 160 to 285 dwellings, i.e. by 78.1% more.

**Chart 4. Dwellings completed**



In January–April 2020, the construction began in 5066 dwellings (by 32.8% less than in the corresponding period of 2019), of which: 4913 in construction for sale or rent, 153 in private construction.

In January–April 2020, the number of dwellings for which permits have been granted or which have been registered with a construction project amounted to 4143 (by 27.3% less than in the corresponding period of 2019), of which 157 dwellings in buildings built by private investors.

The average useful floor area of a dwelling completed in January–April 2020, amounted to 61.9 m<sup>2</sup> and increased compared to the corresponding period of 2019 by 2.4 m<sup>2</sup>. In private construction, the average useful floor area of dwellings amounted to — 175.6 m<sup>2</sup> (by 16.8 m<sup>2</sup> fewer than in the corresponding period of 2019), in construction for sale or rent — 56.2 m<sup>2</sup> (by 0.1 m<sup>2</sup> fewer).

In January–April 2020, the construction began in 5066 dwellings, i.e. by 32.8% less than in the corresponding period of the previous year

<sup>1</sup>Reporting data – may change after preparing quarterly reports.



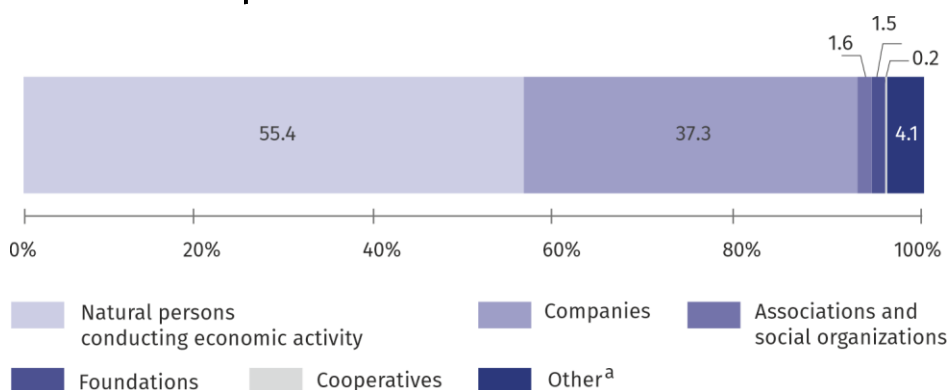
## Entities of the national economy<sup>2</sup>

At the end of April 2020 there were 462115 entities of the national economy registered in the REGON register in Warszawa, which accounted for 53.6% of the total in Mazowieckie Voivodship. Compared with March 2019, the number of entities of the national economy increased by 877 (i.e. by 0.2%), and compared to April 2019 increased by 20286 (i.e. by 4.6%).

As of the end of April this year, there were 206264 legal persons and organizational units without legal personality registered in the REGON register, of which 139439 commercial companies. The number of these entities increased compared to the previous month by 0.3% and 0.5%, whereas on an annual basis by 5.5% and 7.5%, respectively.

The number of registered natural persons conducting economic activity as of the end of April this year amounted to 255851 and compared to March 2020 it was higher by 0.1%, and compared to the corresponding period of the previous year increased by 3.9%.

**Chart 5. Structure of entities of the national economy by legal status in 2020  
As of 30th April**



a Of which state owned enterprises.

In the capital city, in April 2020 the most numerous were entities dealing with professional, scientific and technical activities (19.4% of total registered units), trade; repair of motor vehicles (18.8%), information and communication (9.8%).

Compared to March 2020, the number of entities increased among others in the sections: electricity, gas, steam and air conditioning supply (by 1.9%), water supply; sewerage, waste management and remediation activities (by 1.3%), information and communication (by 0.5%). Whereas a decrease in the number of entities was noted in the section of other service activities (by 0.1%).

In comparison with April 2019, the largest increase was recorded in the sections: electricity, gas, steam and air conditioning supply (by 20.5%), information and communication (by 8.9%), administrative and support service activities (by 6.9%). Whereas a decrease in the number of entities was recorded in the section of mining and quarrying (by 1.9%).

In April 2020, 1630 new entities were entered into the REGON register, i.e. by 36.6% less than in the previous month. The newly registered entities were dominated by natural persons conducting economic activity – 855 (by 40.7% less than in March 2020). The number of newly registered commercial companies was lower by 28.1%, including limited liability companies – by 28.5%.

In April 2020, 718 entities were removed from the REGON register (35.1% less than a month before), including 606 natural persons conducting economic activity (26.5% less). The most deregistered units were dealing with: professional, scientific and technical activities (20.9%) and trade; repair of motor vehicles (12.7%).

As of the end of April this year, 42784 entities had suspended activity in the REGON register (by 4.5% more than a month before). The vast majority were natural persons conducting economic activity (86.6%).

<sup>2</sup>Applies to legal persons, organizational units without legal personality and natural persons conducting economic activity (excluding natural persons tending private farms in agriculture).

At the end of April 2020, the most numerous group of entities by kind of conducted activity represented units dealing with professional, scientific and technical activities

In April 2020, the number of newly registered entities was over 1/3 lower than a month earlier, and the number of suspended activities increased by 4.5%

**Table 1. Selected data on Warszawa**

SPECIFICATION		I	II	III	IV	V	VI	VII	VIII	IX	X	XI	XII
Registered unemployment (in thousands; as of end of the year)	2019	20,1	19,9	19,7	19,2	18,9	18,6	18,5	18,6	18,2	17,5	17,7	17,4
	2020	18,0	18,0	17,9	19,0								
Unemployment rate (in %; as of end of the period)	2019	1,5	1,5	1,5	1,4	1,4	1,4	1,4	1,4	1,4	1,3	1,3	1,3
	2020	1,3	1,3	1,3	1,4								
Job offers (during the month)	2019	4131	3302	3402	4295	4249	3307	3678	3155	3194	3811	3332	2336
	2020	4199	3148	2740	1563								
Number of unemployed persons per job offer (as of end of the period)	2019	8	9	13	10	7	8	9	12	11	12	11	19
	2020	8	13	35	36								
Average employment in the enterprise sector <sup>a</sup> (in thousands persons)	2019	1083,5	1077,7	1079,9	1080,6	1079,2	1079,4	1083,8	1085,5	1082,6	1085,6	1090,6	1094,6
	2020	1099,9	1098,3	1094,2	1070,1								
previous month=100	2019	100,9	99,5	100,2	100,1	99,9	100,0	100,4	100,2	99,7	100,3	100,5	100,4
	2020	100,5	99,9	99,6	97,8								
corresponding month of previous year =100	2019	102,1	101,8	102,1	102,1	102,0	101,9	101,9	101,8	101,6	101,8	101,9	102,0
	2020	101,5	101,9	101,3	99,0								
Average monthly gross wages and salaries in the enterprises sector <sup>a</sup> (in PLN)	2019	6272,71	6276,47	6814,28	6544,80	6372,52	6418,62	6393,10	6364,51	6342,90	6685,13	6453,56	6762,85
	2020	6669,32	6645,97	7216,13	6759,21								
previous month=100	2019	97,2	100,1	108,6	96,0	97,4	100,7	99,6	99,6	99,7	105,4	96,5	104,8
	2020	98,6	99,6	108,6	93,7								
corresponding month of previous year =100	2019	106,4	106,3	104,8	104,5	106,5	105,3	105,4	106,0	106,3	105,0	104,2	104,8
	2020	106,3	105,9	105,9	103,3								
Dwellings completed (since the beginning of the year)	2019	1630	3577	4805	6399	8058	9414	11122	13382	15164	17220	19969	21599
	2020	1056	2661	4253	6009								
corresponding month of previous year =100	2019	74,3	101,8	85,5	93,3	98,7	94,6	86,9	86,3	90,2	92,9	99,8	92,2
	2020	64,9	74,4	88,5	93,9								
Sold production of industry <sup>a</sup> (at constant prices):													
corresponding month of previous year =100	2019	108,8	107,7	107,1	115,8	110,2	101,4	105,8	101,1	105,1	111,0	116,6	106,3
	2020	101,8	108,4	108,5	94,9								

<sup>a</sup> In enterprises employing more than 9 persons.

**Table 1. Selected data on Warszawa (cont.)**

SPECIFICATION		I	II	III	IV	V	VI	VII	VIII	IX	X	XI	XII
Construction and assembly production <sup>a</sup> (at current prices):													
previous month=100	2019	45,7	146,7	120,9	91,0	111,7	103,9	113,2	108,7	81,6	103,1	94,9	112,0
	2020	47,8	127,0	114,1	93,3								
corresponding month of previous year =100	2019	86,2	153,2	114,9	114,1	105,9	103,5	103,5	136,6	100,7	81,5	88,0	94,0
	2020	98,3	85,1	80,3	82,3								
Retail sales of goods <sup>a</sup> (at current prices):													
previous month=100	2019	75,4	92,8	118,5	103,0	98,3	104,0	99,9	97,8	98,3	105,1	104,3	119,7
	2020	72,2	94,9	89,5	86,1								
corresponding month of previous year =100	2019	106,8	106,3	109,6	111,6	107,7	106,3	106,6	105,0	106,3	106,0	109,2	110,1
	2020	105,5	107,9	81,5	68,1								
Turnover profitability rate In enterprises <sup>b</sup> :													
gross (in %)	2019	.	.	3,7	.	.	5,4	.	.	5,0	.	.	4,6
	2020	.	.	.	.								
net (in %)	2019	.	.	2,9	.	.	4,5	.	.	4,1	.	.	3,7
	2020	.	.	.	.								
Entities of the national economy <sup>c</sup> (as of the end of the period)	2019	435786	437920	439976	441829	443572	445225	447071	448984	451042	453035	454801	456338
	2020	457998	459714	461238	462115								
of which commercial companies	2019	127250	128044	128884	129670	130454	131104	131972	132768	133589	134455	135337	136024
	2020	136910	137971	138794	139439								
of which with foreign capital participation	2019	25442	25486	25572	25737	25972	26144	26344	26479	26604	26713	26872	26967
	2020	27025	27168	27285	27436								

a In enterprises employing more than 9 persons. b In which the number of employees exceeds 49, excluding enterprises of agriculture, forestry and fishing as well as financial and insurance activities; the data are published cumulatively. c In the REGON register, excluding persons tending private farms in agriculture.

N o t e. The following symbols were used in the table: (.) data not available or not reliable, (\*) data were changed in relation to the previously published.



Prepared by:  
**Statistical Office in Warszawa**  
**Director Zofia Kozłowska**  
Tel.: (+48 22) 464 2315

Issued by:  
**Statistical Information Centre**  
**Marcin Kałuski**  
Tel.: (+48 22) 464 20 91  
e-mail: [m.kaluski@stat.gov.pl](mailto:m.kaluski@stat.gov.pl)

#### **Press office**

Tel.: (+48 22) 464 20 91

e-mail: [m.kaluski@stat.gov.pl](mailto:m.kaluski@stat.gov.pl)



[warszawa.stat.gov.pl/en/](http://warszawa.stat.gov.pl/en/)



@Warszawa\_STAT

#### **Related information**

[Communication and Announcements](#)

#### **Data available in databases**

[Local Data Bank → Labour market](#)

#### **Terms used in official statistics**

[Registered unemployed persons](#)

[Registered unemployment rate](#)

[Average paid employment](#)

[Average monthly gross wages and salaries](#)

[Dwellings completed](#)

[Gross turnover profitability indicator](#)

[Net turnover profitability indicator](#)