

# Statistics of Warszawa No. 5/2020

30th June 2020

↓ 79.2

Dynamics of construction and assembly production (at current prices) y/y

In May 2020, as in the previous month, changes were observed, which were a consequence of restrictions introduced in the country due to the COVID-19 epidemic. There was a further decline in the average employment y/y and an increase in the unemployment rate. Still, there were fewer job offers than a year before. There was an increase in sold production of industry, whereas construction and assembly production was significantly lower. A drop in retail and wholesale sales was also recorded. May was characterized by a smaller number of dwellings completed, dwellings in which construction has begun and permits issued than a year earlier.

## Average employment

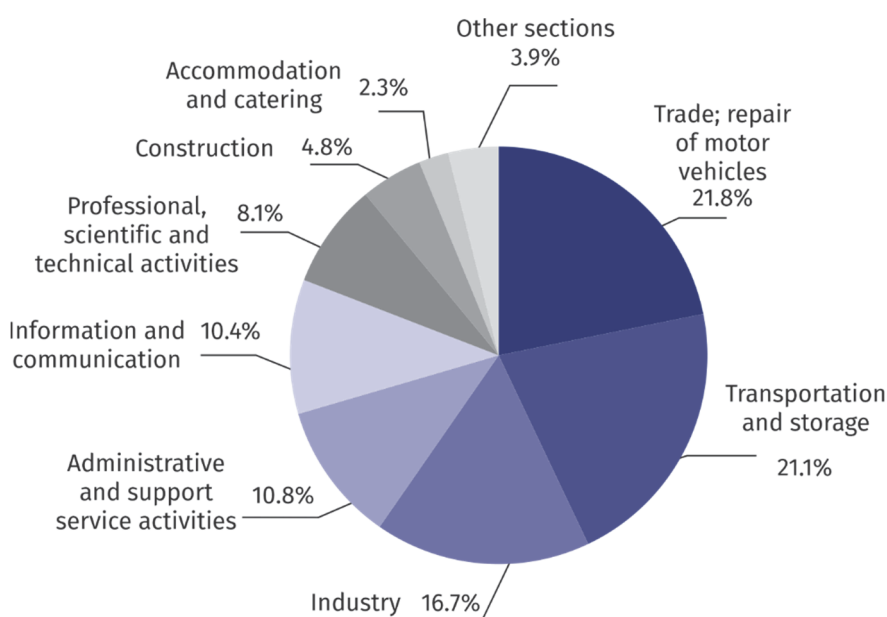
Average employment in the enterprise sector in May 2020 amounted to 1061.1 thousand persons and was by 9.0 thousand persons, i.e. by 0.8% lower than in April 2020 and by 18.1 thousand persons, i.e. by 1.7% lower than in May 2019.

Compared to April 2020, a decrease in the average employment was recorded in the following sections: arts, entertainment and recreation (by 1.6%), administrative and support service activities (by 1.5%), accommodation and catering (by 1.4%), trade; repair of motor vehicles and information and communication (by 1.3% each), construction (by 0.9%), industry (by 0.8%), professional, scientific and technical activities (by 0.4%).

Whereas an increase in the average employment occurred in real estate activities section (by 0.5%) and transportation and storage (by 0.1%).

Average employment in the enterprise sector in May 2020 was by 1.7% lower than a year before

Chart 1. Structure of average employment by PKD (NACE Rev.2) sections in May 2020



As compared to May 2019, a decrease in the average employment was recorded in the following sections: accommodation and catering (by 13.6%), construction (by 3.9%), trade; repair of motor vehicles (by 3.1%), administrative and support service activities (by 2.6%), information and communication (by 1.3%), industry (by 0.7%), transportation and storage (by 0.6%),

An increase in the average employment was recorded in the following sections: arts, entertainment and recreation (by 4.8%), professional, scientific and technical activities (by 1.9%), real estate activities (by 0.6%).

## Registered unemployment

At the end of May 2020, the number of registered unemployed persons amounted to 20985 and was by 1944 persons, i.e. by 10.2% larger than at the end of April 2020 and by 2061 persons, i.e. by 10.9% larger than in the corresponding period of 2019.

The number of registered unemployed women amounted to 10229, which accounted for 48.7% of the total unemployed (48.8% a month before, and 49.6% a year before) and 14.4% of unemployed women in Mazowieckie Voivodship. As compared to April 2020, the number of unemployed women increased by 930 persons, i.e. by 10.0%, and compared to May 2019 increased by 850 persons, i.e. by 9.1%.

The registered unemployment rate amounted to 1.6% (in the previous month, and in the previous year 1.4%), the average in Mazowieckie Voivodship was 4.9% (4.7% a month before, and 4.6% a year before), while the national average was 6.0% (5.8% a month before, and 5.4% a year before).

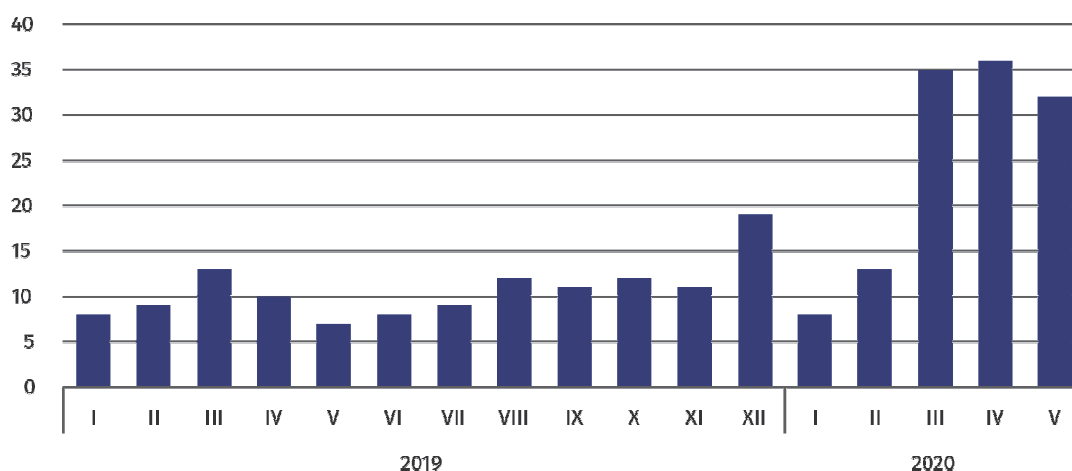
In May 2020, there were 2576 unemployed persons registered in labour offices (1859 in April 2020, and 2601 in May 2019). Registered unemployed persons accounted for 20.4% of the total registered unemployed in the voivodship.

The number of persons registering for the first time amounted to 876 (a month before 730), which accounted for 34.0% of the total unemployed who registered in May 2020 and 27.5% of persons registering for the first time in the voivodship. The share of persons terminated due to company reasons among unemployed persons registered in May 2020 amounted to 4.3% (8.9% in Mazowieckie Voivodship), 3.6% a month before and 1.9% a year before.

In May 2020, 632 persons were removed from unemployment rolls (729 in April 2020, and 2871 in May 2019), which accounted for 9.8% of unemployed persons removed from unemployment rolls in Mazowieckie Voivodship. Out of unemployed persons removed from unemployment rolls, 442 persons took up work. Moreover, 5 persons lost their status of the unemployed as a result of not confirming their readiness to take up work. The reason for removing from the register was also voluntarily giving up the status of the unemployed, starting training or traineeship, acquisition of retirement rights of pre-retirement benefit, acquisition of pension rights and other.

There were 17328 persons who were not entitled to the unemployment benefit, i.e. 82.6% of the total unemployed (15858 persons a year before, i.e. 83.8%). Whereas 3657 unemployed persons were entitled to the unemployment benefit.

**Chart 2. Number of unemployed persons per job offer (as of end of month)**



In May 2020, there were 1848 job offers submitted to labour offices, which accounted for 16.7% of job offers in Mazowieckie Voivodship and at the end this month the labour offices had job offers for 659 persons. At the end of May 2020, there were 32 persons per one job offer (36 a month before and 7 a year before), in Mazowieckie Voivodship 23 persons (25 in the previous month and 13 in the previous year) registered as unemployed.

In May 2020, the upward trend in the number of registered unemployed persons and the unemployment rate continued

In May 2020, the number of persons removed from unemployment rolls was by 78.0% smaller than a year before

In May 2020, 56.5% less job offers were reported than a year before

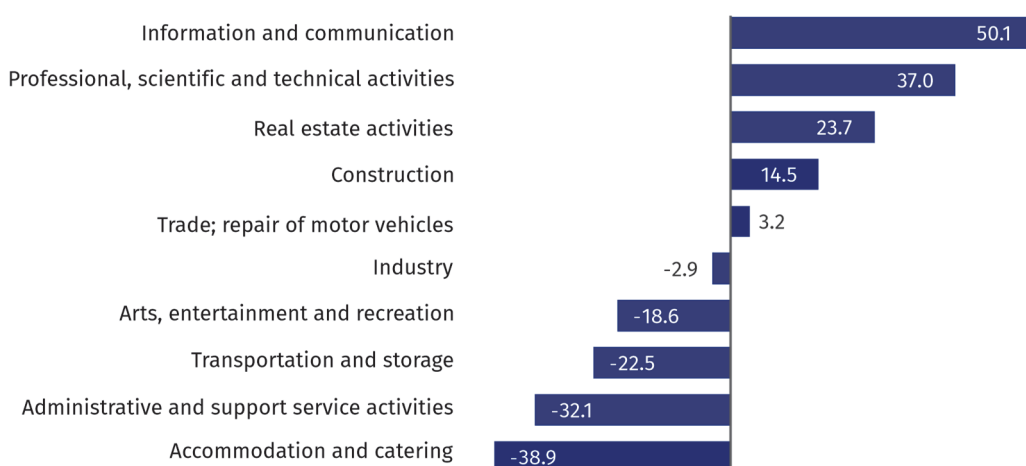
## Wages and salaries

The average monthly gross wages and salaries in the enterprise sector in May 2020 amounted to PLN 6465.54 and were by 4.3% lower as compared to the previous month and by 1.5% higher than in the corresponding period of 2019.

Compared to April 2020, the decrease in the average gross wages and salaries was recorded in the following sections: construction (by 14.5%), industry (by 7.8%), administrative and support service activities (by 6.8%), arts, entertainment and recreation (by 5.7%), accommodation and catering (by 4.0%), professional, scientific and technical activities (by 3.8%), transportation and storage (by 3.2%), information and communication (by 2.6%), trade; repair of motor vehicles (by 0.7%).

Whereas an increase in the average gross wages and salaries was recorded in the section of real estate activities (by 1.8%).

**Chart 3. Relative deviations (in %) of monthly gross wages and salaries in selected sections from average wages and salaries in enterprise sector in May 2020**



Compared to May 2019, an increase in the average gross wages and salaries was recorded in the sections: real estate activities (by 6.9%), industry (by 5.2%), administrative and support service activities (by 4.1%), professional, scientific and technical activities (by 2.6%), trade; repair of motor vehicles (by 2.0%), construction (by 0.2%).

Whereas a decrease in the average gross wages and salaries was recorded in the sections: accommodation and catering (by 10.5%), arts, entertainment and recreation (by 2.8%), information and communication (by 2.2%), transportation and storage (by 0.7%).

## Industry

Sold production of industry in May 2020 amounted (at current prices) to PLN 9957.2 million and was (at constant prices) larger as compared to the corresponding period of 2019 by 6.1%. As compared to May 2019, a decrease by 1.2% was recorded in sold production in manufacturing.

In the period January–May 2020, the sold production of industry amounted to PLN 55043.1 million (at current prices) and was (at constant prices) higher by 4.0% than in the corresponding period of 2019. In manufacturing production increased by 2.7%.

Among divisions included in manufacturing, the sales increase was recorded, among others, in: manufacture of pharmaceutical products (by 52.1%), manufacture of textiles (by 26.4%), manufacture of chemicals and chemical products (by 19.1%), other manufacturing (by 16.8%), manufacture of products of wood, cork, straw and wicker (by 11.4%), manufacture of food products (by 9.8%), manufacture of metal products (by 7.2%).

The decrease in sales was recorded, among others, in: manufacturing of other transport equipment (by 32.8%), manufacture of leather and related products (by 29.9%), manufacture of machinery and equipment n.e.c. (by 13.5%), printing and reproduction of recorded media (by 12.9%), manufacture of motor vehicles, trailers and semi-trailers (by 11.9%), manufacture of furniture (by 11.5%), repair, installation of machinery and equipment (by 9.1%), manufacture of

Average monthly gross wages and salaries in the enterprise sector in May 2020 amounted to PLN 6465.54 and were by 4.3% lower than in April this year and by 1.5% higher than in May 2019

Sold production in manufacturing (at constant prices) in May 2020 was by 1.2% smaller than a year before

other non-metallic mineral products, (by 8.5%), manufacture of computer, electronic and optical products (by 7.0%), manufacture of wearing apparel (by 6.1%).

Labour productivity in industry, measured by the value of sold production per employed person in January–May 2020 amounted to PLN 306.8 thousand (at current prices) and was – at constant prices – by 3.1% higher than a year before.

## Construction

Sold production of construction in May 2020 amounted (at current prices) to PLN 3618.0 million and compared to April 2020 was higher by 0.7%, and compared to the corresponding period of the previous year it decreased by 19.6%.

In January–May 2020, sold production of construction reached the value of PLN 18433.5 million, i.e. by 6.7% smaller than in the corresponding period of 2019.

Construction and assembly production in May 2020 reached PLN 958.9 million (at current prices) and accounted for 26.5% of sold production of construction. As compared to the previous month, construction and assembly production increased by 7.4%, and compared to May 2019 it was lower by 20.8%.

In the period January–May 2020, construction and assembly production amounted to PLN 4444.1 million and constituted 24.1% of the sold production of construction (25.0% a year before). In comparison with the same period last year, construction and assembly production was lower by 9.8%.

The decrease in production in relation to the corresponding period of 2019 occurred in entities conducting activity in the field of construction of buildings (by 14.8%), in entities conducting activity in civil engineering (by 9.8%), and in companies carrying out specialized construction activities (by 1.1%).

Labour productivity measured by production per employed person in construction, in May 2020 amounted to PLN 70.3 thousand and was by 1.5% higher than a month before and by 16.3% smaller than in May 2019.

## Trade

Retail sales in trade and non-trade enterprises in May 2020 (at current prices) were by 31.1% larger than in April 2020 and by 9.2% lower compared to May 2019.

Compared to April 2020, there was an increase in the sales of: other retail sales in non-specialized stores (by 201.2%), sales of textiles, clothing, footwear (by 190.5%), press, books, other sales in specialized stores (by 71.8%), sales of motor vehicles, motorcycles, parts (by 40.1%), sales of pharmaceuticals, cosmetics, orthopedic equipment (by 29.4%), sales of furniture, electronics and household appliances (by 25.3%), sales of solid, liquid and gas fuels (by 22.4%), other sales (by 17.5%).

However, there was a decrease in sales conducted by mail order houses (by 15.8%), sales of food, beverages and tobacco (by 0.9%).

As compared to May 2019, there was a decrease in the sales of: solid, liquid and gas fuels (by 33.3%), other retail sales in non-specialized stores (by 28.3%), motor vehicles, motorcycles, parts (by 26.9%), textiles, clothing and footwear (by 26.3%), pharmaceuticals, cosmetics, orthopedic equipment (by 22.4%), other sales (by 17.6%), sales of food, beverages and tobacco (by 6.9%).

However, there was an increase in sales conducted by mail order houses (by 106.3%), sales of furniture, furniture, electronics and household appliances (by 13.8%), press, books, other sales in specialized stores (by 5.5%).

In January–May 2020, compared to the same period of 2019, retail sales decreased by 10.1%.

Wholesale in trade enterprises in May 2020 (at current prices) was by 14.3% larger as compared to the previous month and by 16.4% lower as compared to May 2019, and in wholesale enterprises it was higher by 8.8% and lower by 13.9%, respectively.

In the period January–May 2020, trade units realized wholesale by 7.2% lower than in the previous year, while wholesale enterprises by 5.9% lower.

Construction and assembly production (at current prices) in May 2020 was by 20.8% smaller than a year before

Retail sales (at current prices) in trade and non-trade enterprises in May 2020 was by 9.2% smaller than in May 2019

Compared to May 2019, the sales of solid, liquid and gas fuels as well as other retail sales in non-specialized stores decreased the most

Wholesale (at current prices) in trade enterprises was by 16.4% lower than a year before

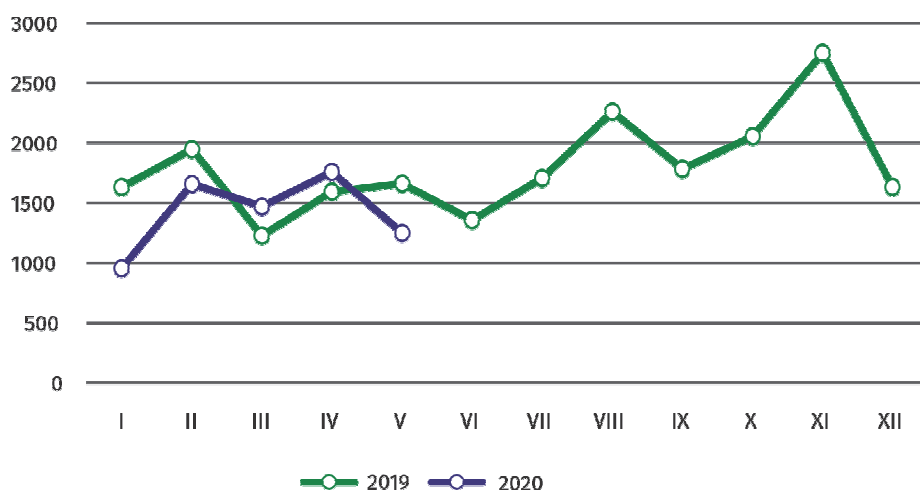


## Housing construction<sup>1</sup>

According to preliminary data, 1248 dwellings were completed in Warszawa in May 2020, i.e. by 24.8% less than in the previous year.

In January–May 2020, there were 7084 completed dwellings (by 12.1% less than in the corresponding period of 2019), and in Mazowieckie Voivodship 14796 dwellings, i.e. by 11.7% less than in January–May 2019. The decrease in the number of dwellings completed was recorded in construction for sale or rent from 7562 to 6863 dwellings, i.e. by 9.2% less, in private construction from 227 to 213 dwellings, i.e. by 6.2% less. Moreover, 8 dwellings were completed in municipal construction.

Chart 4. Dwellings completed



In January–May 2020, the construction began in 5494 dwellings (by 32.9% less than in the corresponding period of 2019), of which: 5310 in construction for sale or rent, 184 in private construction.

In January–May 2020, the number of dwellings for which permits have been granted or which have been registered with a construction project amounted to 4597 (by 45.3% less than in the corresponding period of 2019), of which 188 dwellings in buildings built by private investors.

The average useful floor area of a dwelling completed in January–May 2020, amounted to 62.6 m<sup>2</sup> and increased compared to the corresponding period of 2019 by 1.3 m<sup>2</sup>. In private construction, the average useful floor area of dwellings amounted to – 191.2 m<sup>2</sup> (by 3.5 m<sup>2</sup> fewer than in the corresponding period of 2019), in construction for sale or rent – 58.6 m<sup>2</sup> (by 1.0 m<sup>2</sup> fewer), in municipal construction – 33.0 m<sup>2</sup>.

## Entities of the national economy<sup>2</sup>

At the end of May 2020 there were 463276 entities of the national economy registered in the REGON register in Warszawa, which accounted for 53.6% of the total in Mazowieckie Voivodship. Compared with April 2020, the number of entities of the national economy increased by 1161 (i.e. by 0.3%), and compared to May 2019 increased by 19704 (i.e. by 4.4%).

As of the end of May this year, there were 206881 legal persons and organizational units without legal personality registered in the REGON register, of which 139992 commercial companies. The number of these entities increased compared to the previous month by 0.3% and 0.4%, whereas on an annual basis by 5.3% and 7.3%, respectively.

The number of registered natural persons conducting economic activity as of the end of April this year amounted to 256395 and compared to April 2020 it was higher by 0.2%, and compared to the corresponding period of the previous year increased by 3.7%.

In January–May 2020, the construction began in 5494 dwellings, i.e. by 32.9% less than in the corresponding period of the previous year

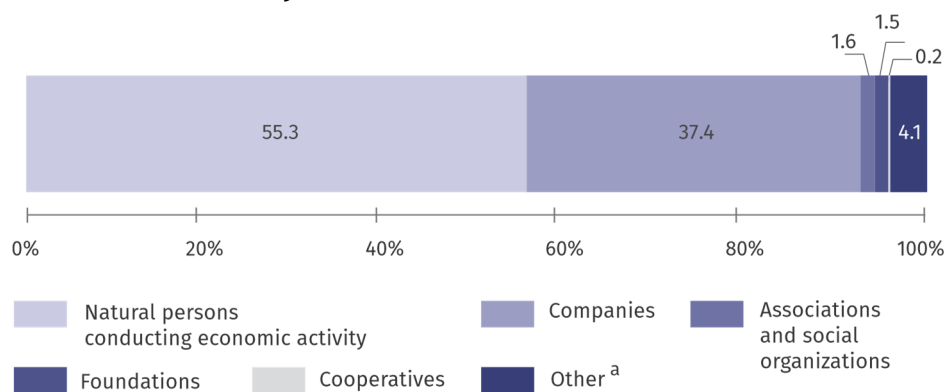
At the end of May 2020, the most numerous group of entities by kind of conducted activity represented units dealing with professional, scientific and technical activities

<sup>1</sup> Reporting data – may change after preparing quarterly reports.

<sup>2</sup> Applies to legal persons, organizational units without legal personality and natural persons conducting economic activity (excluding natural persons tending private farms in agriculture).

**Chart 5. Structure of entities of the national economy by legal status in 2020**

**As of 31st May**



<sup>a</sup> Of which state owned enterprises.

In the capital city, in May 2020 the most numerous were entities dealing with professional, scientific and technical activities (19.4% of total registered units), trade; repair of motor vehicles (18.8%), information and communication (9.9%).

Compared to April 2020, the number of entities increased among others in the sections: agriculture, forestry and fishing as well as administrative and support service activities (by 0.5% each), information and communication (by 0.4%). Whereas a decrease in the number of entities was noted in the sections of mining and quarrying as well as water supply; sewerage, waste management and remediation activities (by 0.3% each).

In comparison with May 2019, the largest increase was recorded in the sections: electricity, gas, steam and air conditioning supply (by 20.5%), information and communication (by 8.6%), administrative and support service activities (by 7.0%). Whereas a decrease in the number of entities was recorded in the section of mining and quarrying (by 2.9%).

In May 2020, 1955 new entities were entered into the REGON register, i.e. by 19.9% more than in the previous month. The newly registered entities were dominated by natural persons conducting economic activity – 1146 (by 34.0% more than in April 2020). The number of newly registered commercial companies was higher by 0.3%, including limited liability companies – by 1.3% lower.

In May 2020, 717 entities were removed from the REGON register (compared to 718 in the previous month), including 532 natural persons conducting economic activity (12.2% less). The most deregistered units were dealing with: trade; repair of motor vehicles (19.0%), professional, scientific and technical activities (16.5%).

As of the end of May this year, 42482 entities had suspended activity in the REGON register (by 0.7% less than a month before). The vast majority were natural persons conducting economic activity (86.3%).

In May 2020, the number of newly registered entities was nearly 20% larger than a month earlier, and the number of suspended activities decreased by 0.7%

In the case of quoting data from Statistics Poland, please provide information: "Source of data – Statistics Poland", and in the case of publishing calculations made on data published by Statistics Poland, please provide information: "Own study based on Statistics Poland data".

**Table 1. Selected data on Warszawa**

SPECIFICATION		I	II	III	IV	V	VI	VII	VIII	IX	X	XI	XII
Registered unemployment (in thousands; as of end of the year)	2019	20,1	19,9	19,7	19,2	18,9	18,6	18,5	18,6	18,2	17,5	17,7	17,4
	2020	18,0	18,0	17,9	19,0	21,0							
Unemployment rate (in %; as of end of the period)	2019	1,5	1,5	1,5	1,4	1,4	1,4	1,4	1,4	1,4	1,3	1,3	1,3
	2020	1,3	1,3	1,3	1,4	1,6							
Job offers (during the month)	2019	4131	3302	3402	4295	4249	3307	3678	3155	3194	3811	3332	2336
	2020	4199	3148	2740	1563	1848							
Number of unemployed persons per job offer (as of end of the period)	2019	8	9	13	10	7	8	9	12	11	12	11	19
	2020	8	13	35	36	32							
Average employment in the enterprise sector <sup>a</sup> (in thousands persons)	2019	1083,5	1077,7	1079,9	1080,6	1079,2	1079,4	1083,8	1085,5	1082,6	1085,6	1090,6	1094,6
	2020	1099,9	1098,3	1094,2	1070,1	1061,1							
previous month=100	2019	100,9	99,5	100,2	100,1	99,9	100,0	100,4	100,2	99,7	100,3	100,5	100,4
	2020	100,5	99,9	99,6	97,8	99,2							
corresponding month of previous year =100	2019	102,1	101,8	102,1	102,1	102,0	101,9	101,9	101,8	101,6	101,8	101,9	102,0
	2020	101,5	101,9	101,3	99,0	98,3							
Average monthly gross wages and salaries in the enterprises sector <sup>a</sup> (in PLN)	2019	6272,71	6276,47	6814,28	6544,80	6372,52	6418,62	6393,10	6364,51	6342,90	6685,13	6453,56	6762,85
	2020	6669,32	6645,97	7216,13	6759,21	6465,54							
previous month=100	2019	97,2	100,1	108,6	96,0	97,4	100,7	99,6	99,6	99,7	105,4	96,5	104,8
	2020	98,6	99,6	108,6	93,7	95,7							
corresponding month of previous year =100	2019	106,4	106,3	104,8	104,5	106,5	105,3	105,4	106,0	106,3	105,0	104,2	104,8
	2020	106,3	105,9	105,9	96,7	101,5							
Dwellings completed (since the beginning of the year)	2019	1630	3577	4805	6399	8058	9414	11122	13382	15164	17220	19969	21599
	2020	955*	2611*	4080*	5836*	7084							
corresponding month of previous year =100	2019	74,3	101,8	85,5	93,3	98,7	94,6	86,9	86,3	90,2	92,9	99,8	92,2
	2020	58,6*	73,0*	84,9*	91,2*	87,9							
Sold production of industry <sup>a</sup> (at constant prices):													
corresponding month of previous year =100	2019	108,8	107,7	107,1	115,8	110,2	101,4	105,8	101,1	105,1	111,0	116,6	106,3
	2020	101,8	108,4	108,5	94,9	106,1							

<sup>a</sup> In enterprises employing more than 9 persons.

**Table 1. Selected data on Warszawa (cont.)**

SPECIFICATION		I	II	III	IV	V	VI	VII	VIII	IX	X	XI	XII
Construction and assembly production <sup>a</sup> (at current prices):													
previous month=100	2019	45,7	146,7	120,9	91,0	111,7	103,9	113,2	108,7	81,6	103,1	94,9	112,0
	2020	47,8	127,0	114,1	93,3	107,4							
corresponding month of previous year =100	2019	86,2	153,2	114,9	114,1	105,9	103,5	103,5	136,6	100,7	81,5	88,0	94,0
	2020	98,3	85,1	80,3	82,3	79,2							
Retail sales of goods <sup>a</sup> (at current prices):													
previous month=100	2019	75,4	92,8	118,5	103,0	98,3	104,0	99,9	97,8	98,3	105,1	104,3	119,7
	2020	72,2	94,9	89,5	86,1	131,1							
corresponding month of previous year =100	2019	106,8	106,3	109,6	111,6	107,7	106,3	106,6	105,0	106,3	106,0	109,2	110,1
	2020	105,5	107,9	81,5	68,1	90,8							
Turnover profitability rate In enterprises <sup>b</sup> :													
gross (in %)	2019	.	.	3,7	.	.	5,4	.	.	5,0	.	.	4,6
	2020	.	.	3,0	.	.							
net (in %)	2019	.	.	2,9	.	.	4,5	.	.	4,1	.	.	3,7
	2020	.	.	2,1	.	.							
Entities of the national economy <sup>c</sup> (as of the end of the period)	2019	435786	437920	439976	441829	443572	445225	447071	448984	451042	453035	454801	456338
	2020	457998	459714	461238	462115	463276							
of which commercial companies	2019	127250	128044	128884	129670	130454	131104	131972	132768	133589	134455	135337	136024
	2020	136910	137971	138794	139439	139992							
of which with foreign capital participation	2019	25442	25486	25572	25737	25972	26144	26344	26479	26604	26713	26872	26967
	2020	27025	27168	27285	27436	27526							

a In enterprises employing more than 9 persons. b In which the number of employees exceeds 49, excluding enterprises of agriculture, forestry and fishing as well as financial and insurance activities; the data are published cumulatively. c In the REGON register, excluding persons tending private farms in agriculture.

N o t e. The following symbols were used in the table: (.) data not available or not reliable, (\*) data were changed in relation to the previously published.

Prepared by:  
**Statistical Office in Warszawa**  
**Director Zofia Kozłowska**  
Tel.: (+48 22) 464 2315

Issued by:  
**Statistical Information Centre**  
**Marcin Kałuski**  
Tel.: (+48 22) 464 20 91  
e-mail: [m.kaluski@stat.gov.pl](mailto:m.kaluski@stat.gov.pl)

**Press office**

Tel.: (+48 22) 464 20 91

e-mail: [m.kaluski@stat.gov.pl](mailto:m.kaluski@stat.gov.pl)



[warszawa.stat.gov.pl/en/](http://warszawa.stat.gov.pl/en/)



@Warszawa\_STAT

**Related information**

[Communication and Announcements](#)

**Data available in databases**

[Local Data Bank → Labour market](#)

**Terms used in official statistics**

[Registered unemployed persons](#)

[Registered unemployment rate](#)

[Average paid employment](#)

[Average monthly gross wages and salaries](#)

[Dwellings completed](#)

[Gross turnover profitability indicator](#)

[Net turnover profitability indicator](#)

