

Statistics of Warszawa No.2/2020

30th March 2020

↑108.4

Dynamics of sold production of industry (constant prices) y/y

In February 2020, an increase in the average employment was recorded compared to the previous year. The number of unemployed persons remained at a lower level than a year before. A further increase in sold production of industry was observed, whereas the dynamics of construction and assembly production was lower y/y. There were also far fewer dwellings completed in February than in the previous year.

Average employment

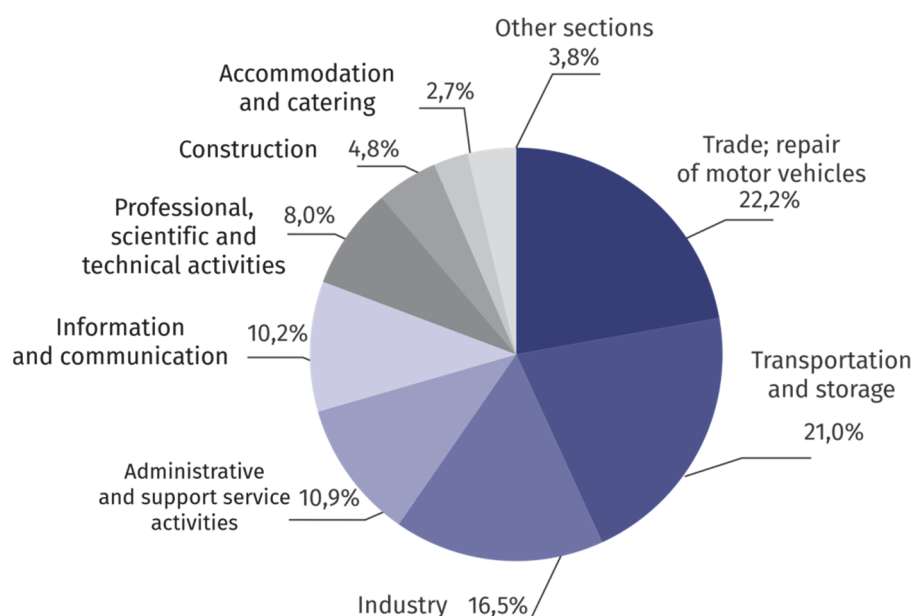
Average employment in the enterprise sector in February 2020 amounted to 1098.3 thousand persons and was by 1.6 thousand persons, i.e. by 0.1% lower than in January 2020 and by 20.6 thousand persons, i.e. by 1.9% higher than in February 2019.

Compared to January 2020, a decrease in the average employment was recorded in the following sections: administrative and support service activities (by 2.1%), information and communication (by 0.4%), real estate activities (by 0.1%).

Whereas an increase in the average employment was recorded in the sections: accommodation and catering (by 1.3%), arts, entertainment and recreation (by 1.0%), transportation and storage and professional, scientific and technical activities (by 0.3% each).

Average employment in the enterprise sector in February 2020 was by 1.9% higher than a year before

Chart 1. Structure of average employment by PKD (NACE Rev.2) sections in February 2020



As compared to February 2019, an increase in the average employment was recorded in the following sections: arts, entertainment and recreation (by 9.9%), professional, scientific and technical activities (by 3.9%), transportation and storage (by 2.7%), industry (by 2.4%), accommodation and catering (by 2.3%), trade; repair of motor vehicles (by 2.1%), real estate activities and administrative and support service activities (by 1.5% each), information and communication (by 0.4%).

A decrease in the average employment was recorded in the construction section (by 3.8%).

Registered unemployment

At the end of February 2020, the number of registered unemployed persons amounted to 18022 and was by 12 persons, i.e. by 0.1% higher than at the end of January 2020 and by 1891 persons, i.e. by 9.5% smaller than in the corresponding period of 2019.

The number of registered unemployed women amounted to 8800, which accounted for 48.8% of the total unemployed (a month before 48.9%, and a year before 49.6%) and 13.4% of unemployed women in Mazowieckie Voivodship. As compared to January 2020, the number of unemployed women decreased by 1 person, and compared to February 2019 decreased by 1070 persons, i.e. by 10.8%.

The registered unemployment rate amounted to 1.3% (as in the previous month, and 1.5% in the previous year), the average in Mazowieckie Voivodship was 4.6% (as a month before, and 5.0% a year before), while the national average was 5.5% (as in the previous month, and 6.1% a year before).

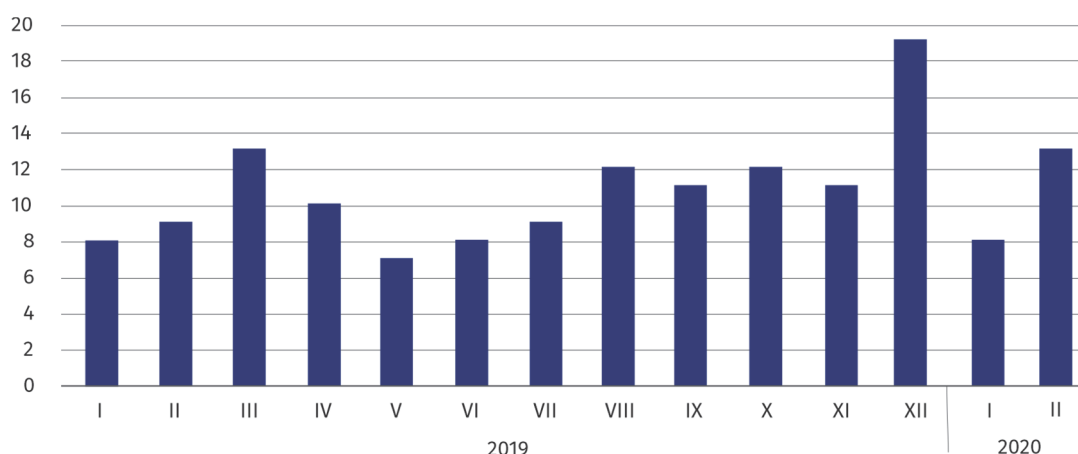
In February 2020, there were 2571 unemployed persons registered in labour offices (3020 in January 2020, and 2690 in February 2019). Registered unemployed persons accounted for 19.0% of the total registered unemployed in the voivodship.

The number of persons registering for the first time amounted to 795 (a month before 904), which accounted for 30.9% of the total unemployed who registered in February 2020 and 28.3% of persons registering for the first time in the voivodship. The share of persons terminated due to company reasons among unemployed persons registered in February 2020 amounted to 2.6% (4.1% in Mazowieckie Voivodship), 3.3% a month before and 1.9% a year before.

In February 2020, 2559 persons were removed from unemployment rolls (2377 in January 2020, and 2848 in February 2019), which accounted for 18.2% of unemployed persons removed from unemployment rolls in Mazowieckie Voivodship. Out of unemployed persons removed from unemployment rolls, 1316 took up work. Moreover, 779 persons lost their status of the unemployed as a result of not confirming their readiness to take up work. The reason for removing from the register was also voluntarily giving up the status of the unemployed, starting training or traineeship, acquisition of retirement rights of pre-retirement benefit, acquisition of pension rights and other.

There were 14954 persons who were not entitled to the unemployment benefit, i.e. 83.0% of the total unemployed (16749 persons a year before, i.e. 84.1%). Whereas 3068 unemployed persons were entitled to the unemployment benefit.

Chart 2. Number of unemployed persons per job offer (as of end of month)



In February 2020, there were 3148 job offers submitted to labour offices, which accounted for 21.4% of job offers in Mazowieckie Voivodship and at the end this month the labour offices had job offers for 1414 persons. At the end of February 2020, there were 13 persons per one job offer (8 a month before, 9 a year before), in Mazowieckie Voivodship 17 persons (14 in the previous month and in the previous year) registered as unemployed.

At the end of February 2020, the number of registered unemployed persons was by 9.5% smaller than a year before, and the unemployment rate amounted to 1.3%

In February 2020, the number of persons removed from unemployment rolls was by 10.1% smaller than a year before

In February 2020, 4.7% less job offers were reported than a year before

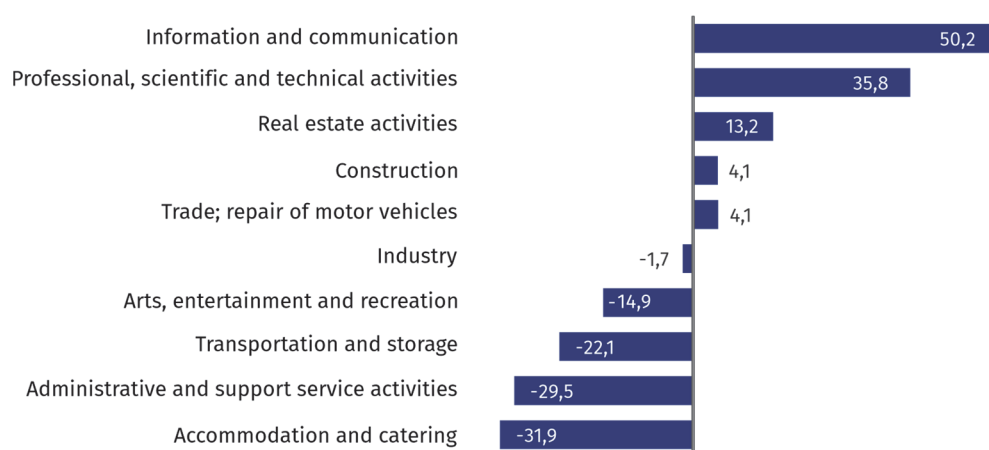
Wages and salaries

The average monthly gross wages and salaries in the enterprise sector in February 2020 amounted to PLN 6645.97 and were by 0.4% lower as compared to the previous month and by 5.9% higher than in the corresponding period of 2019.

Compared to January 2020, the decrease in the average gross wages and salaries was recorded in the following sections: accommodation and catering (by 6.6%), transportation and storage (by 3.3%), arts, entertainment and recreation (by 3.2%), administrative and support service activities (by 1.0%), real estate activities (by 0.7%), construction (by 0.1%).

Whereas an increase in the average gross wages and salaries was recorded in the sections: industry (by 1.4%), trade; repair of motor vehicles (by 1.0%), information and communication (by 0.2%).

Chart 3. Relative deviations (in %) of monthly gross wages and salaries in selected sections from average wages and salaries in enterprise sector in February 2020



Compared to February 2019, an increase in the average gross wages and salaries was recorded in the sections: administrative and support service activities (by 11.2%), construction (by 10.1%), accommodation and catering (by 9.5%), industry (by 7.8%), real estate activities (by 6.3%), arts, entertainment and recreation (by 6.1%), transportation and storage (by 5.7%), information and communication (by 4.6%), professional, scientific and technical activities (by 4.5%), trade; repair of motor vehicles and (by 3.5%).

Industry

Sold production of industry in February 2020 amounted (at current prices) to PLN 11482.0 million and was (at constant prices) larger as compared to the corresponding period of 2019 by 8.4%. As compared to February 2019, an increase by 10.4% was recorded in sold production in manufacturing.

In the period January–February 2020, the sold production of industry amounted to PLN 23170.3 million (at current prices) and was (at constant prices) higher by 3.6% than in the corresponding period of 2019. In manufacturing production increased by 7.0%.

Among divisions included in manufacturing, the sales increase was recorded, among others, in: manufacture of chemicals and chemical products (by 32.0%), manufacture of textiles and manufacture of furniture (by 29.4% each), printing and reproduction of recorded media (by 20.9%), manufacture of metal products (by 20.3%), manufacture of wearing apparel (by 19.7%), manufacture of coke and refined petroleum products and other manufacture (by 13.7% each).

The decrease in sales was recorded, among others, in: manufacturing of other transport equipment (by 28.6%), manufacture of leather and related products (by 28.1%), manufacture of computer, electronic and optical products (by 11.6%), manufacture of motor vehicles, trailers and semi-trailers (by 6.1%), manufacture of products of wood, cork, straw and wicker (by 4.5%), manufacture of metal products (by 3.0%).

Average monthly gross wages and salaries in the enterprise sector in February 2020 amounted to PLN 6645.97 and were by 5.9% higher than in February 2019

Sold production in manufacturing (at constant prices) in February 2020 was by 10.4% larger than a year before

Labour productivity in industry, measured by the value of sold production per employed person in January–February 2020 amounted to PLN 127.7 thousand (at current prices) and was – at constant prices – by 1.2% higher than a year before.

Construction

Sold production of construction in February 2020 amounted (at current prices) to PLN 3211.7 million and compared to January 2020 was higher by 21.2%, and compared to the corresponding period of the previous year it increased by 1.5%.

In January–February 2020, sold production of construction reached the value of PLN 6308.2 million, i.e. by 4.6% larger than in the corresponding period of 2019.

Construction and assembly production in February 2020 reached PLN 839.4 million (at current prices) and accounted for 26.1% of sold production of construction. As compared to the previous month, construction and assembly production increased by 27.0%, and compared to February 2019 it was lower by 14.9%.

In the period January–February 2020, construction and assembly production amounted to PLN 1505.8 million and constituted 23.9% of the sold production of construction (27.5% a year before). In comparison with the same period last year, construction and assembly production was lower by 9.2%.

The decrease in production in relation to the corresponding period of 2019 occurred in entities conducting activity in the field of construction of buildings (by 28.1%) and in entities conducting activity in civil engineering (by 2.7%), whereas an increase in companies carrying out specialized construction activities (by 16.7%).

Labour productivity measured by production per employed person in construction, in February 2020 amounted to PLN 61.5thousand and was by 21.2% higher than a month before and by 5.5% higher than in February 2019.

Trade

Retail sales in trade and non-trade enterprises in February 2020 (at current prices) were by 5.1% smaller than in January 2020 and by 7.9% higher compared to February 2019.

Compared to January 2020, there was, among others, lower sales of: textiles, clothing, footwear (by 17.0%), press, books, other sales in specialized stores (by 9.0%), sales of motor vehicles, motorcycles, parts (by 8.3%), furniture, electronics and household appliances (by 5.9%), sales of solid, liquid and gas fuels (by 3.6%), sales of food, beverages and tobacco (by 2.2%), other sales (by 1.8%).

However, there was an increase in, among others: retail sales by mail order houses (by 12.0%), sales of pharmaceuticals, cosmetics and orthopedic equipment (by 3.6%).

As compared to February 2019, there was an increase, among others, in the sales of: retail sales conducted by mail order houses (by 96.0%), food, beverages and tobacco (by 22.8%), other retail sales in non-specialized stores (by 9.4%), motor vehicles, motorcycles, parts (by 8.2%), press, books, other sales in specialized stores (by 7.9%), other sales (by 5.9%), sales of solid, liquid and gas fuels (by 3.5%), furniture, electronics and household appliances (by 3.3%), pharmaceuticals, cosmetics, orthopedic equipment (by 3.1%), textiles, clothing and footwear (by 1.4%).

In January–February 2020, compared to the same period of 2019, retail sales increased by 6.6%.

Wholesale in trade enterprises in February 2020 (at current prices) was by 7.8% larger as compared to the previous month and by 7.7% higher as compared to February 2019, and in wholesale enterprises it was higher by 0.8% and by 1.3%, respectively.

In the period January–February 2020, trade units realized wholesale by 3.6% higher than in the previous year, while wholesale enterprises by 0.6% lower.

Construction and assembly production (at current prices) in February 2020 was by 14.9% smaller than a year before

Retail sales (at current prices) in trade and non-trade enterprises in February 2020 was by 7.9% larger than in February 2019

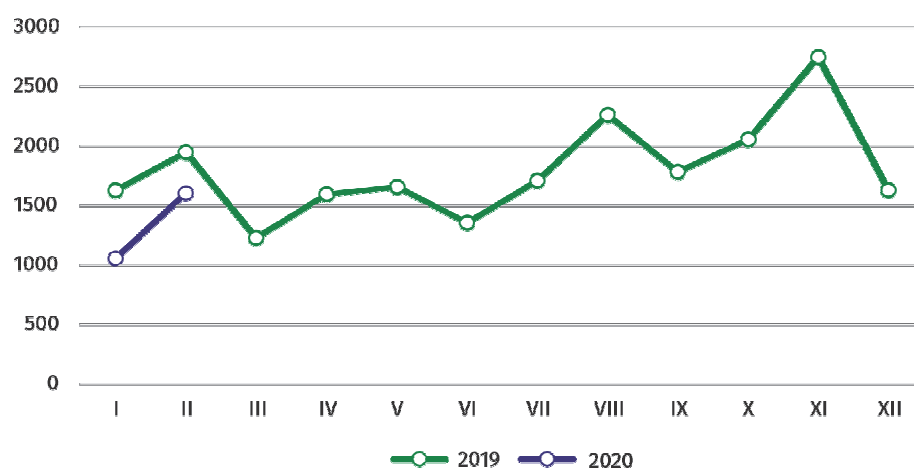
Wholesale (at current prices) in trade enterprises was by 7.7% higher than a year before

Housing construction¹

According to preliminary data, 1605 dwellings were completed in Warszawa in February 2020, i.e. by 17.6% less than in the previous year.

In January–February 2020, there were 2661 completed dwellings (by 25.6% less than in the corresponding period of 2019), and in Mazowieckie Voivodship 6121 dwellings, i.e. by 9.0% less than in January–February 2019. The decrease in the number of dwellings completed was recorded in construction for sale or rent from 3452 to 2494 dwellings, i.e. by 27.8% less. Whereas an increase was recorded in private construction from 105 to 167 dwellings, i.e. by 59.0% more.

Chart 4. Dwellings completed



In January–February 2020, the construction began in 3262 dwellings (by 16.9% less than in the corresponding period of 2019), of which: 3180 in construction for sale or rent, 82 in private construction.

In January–February 2020, the number of dwellings for which permits have been granted or which have been registered with a construction project amounted to 2085 (by 35.1% less than in the corresponding period of 2019), of which 79 dwellings in buildings built by private investors.

The average useful floor area of a dwelling completed in January–February 2020, amounted to 66.5 m² and increased compared to the corresponding period of 2019 by 5.8 m². In private construction, the average useful floor area of dwellings amounted to — 176.0 m² (by 11.7 m² fewer than in the corresponding period of 2019), in construction for sale or rent — 59.2 m² (by 2.2 m² more).

In January–February 2020, the construction began in 3262 dwellings, i.e. by 16.9% less than in the corresponding period of the previous year

¹Reporting data – may change after preparing quarterly reports.

Table1. Selected data on Warszawa

SPECIFICATION		I	II	III	IV	V	VI	VII	VIII	IX	X	XI	XII
Registered unemployment (in thousands; as of end of the period)	2019	20,1	19,9	19,7	19,2	18,9	18,6	18,5	18,6	18,2	17,5	17,7	17,4
	2020	18,0	18,0										
Unemployment rate (in %; as of end of the period)	2019	1,5	1,5	1,5	1,4	1,4	1,4	1,4	1,4	1,4	1,3	1,3	1,3
	2020	1,3	1,3										
Job offers (during the month)	2019	4131	3302	3402	4295	4249	3307	3678	3155	3194	3811	3332	2336
	2020	4199	3148										
Number of unemployed persons per job offer (as of end of the period)	2019	8	9	13	10	7	8	9	12	11	12	11	19
	2020	8	13										
Average employment in the enterprise sector ^a (in thousands persons)	2019	1083,5	1077,7	1079,9	1080,6	1079,2	1079,4	1083,8	1085,5	1082,6	1085,6	1090,6	1094,6
	2020	1099,9	1098,3										
previous month=100	2019	100,9	99,5	100,2	100,1	99,9	100,0	100,4	100,2	99,7	100,3	100,5	100,4
	2020	100,5	99,9										
corresponding month of previous year =100	2019	102,1	101,8	102,1	102,1	102,0	101,9	101,9	101,8	101,6	101,8	101,9	102,0
	2020	101,5	101,9										
Average monthly gross wages and salaries in the enterprises sector ^a (in PLN)	2019	6272,71	6276,47	6814,28	6544,80	6372,52	6418,62	6393,10	6364,51	6342,90	6685,13	6453,56	6762,85
	2020	6669,32	6645,97										
previous month=100	2019	97,2	100,1	108,6	96,0	97,4	100,7	99,6	99,6	99,7	105,4	96,5	104,8
	2020	98,6	99,6										
corresponding month of previous year =100	2019	106,4	106,3	104,8	104,5	106,5	105,3	105,4	106,0	106,3	105,0	104,2	104,8
	2020	106,3	105,9										
Dwellings completed (since the beginning of the year)	2019	1627	3575	4803	6397	8054	9410	11118	13378	15160	17216*	19964*	21594*
	2020	1056	2661										
corresponding period of previous year =100	2019	74,1	101,8	85,4	93,3	98,7	94,6	86,8	86,3	90,2	92,9*	99,7*	92,2*
	2020	64,9	74,4										
Sold production of industry ^a (at constant prices):													
corresponding month of previous year =100	2019	108,8	107,7	107,1	115,8	110,2	101,4	105,8	101,1	105,1	111,0	116,6	106,3
	2020	101,8	108,4										

^a In enterprises employing more than 9 persons.

Table 1. Selected data on Warszawa (cont.)

SPECIFICATION		I	II	III	IV	V	VI	VII	VIII	IX	X	XI	XII
Construction and assembly production ^a (at current prices):													
previous month=100	2019	45,7	146,7	120,9	91,0	111,7	103,9	113,2	108,7	81,6	103,1	94,9	112,0
	2020	47,8	127,0										
corresponding month of previous year =100	2019	86,2	153,2	114,9	114,1	105,9	103,5	103,5	136,6	100,7	81,5	88,0	94,0
	2020	98,3	85,1										
Retail sales of goods ^a (at current prices):													
previous month=100	2019	75,4	92,8	118,5	103,0	98,3	104,0	99,9	97,8	98,3	105,1	104,3	119,7
	2020	72,2	94,9										
corresponding month of previous year =100	2019	106,8	106,3	109,6	111,6	107,7	106,3	106,6	105,0	106,3	106,0	109,2	110,1
	2020	105,5	107,9										
Turnover profitability rate in enterprises ^b :													
gross (in %)	2019	.	.	3,7	.	.	5,4	.	.	5,0	.	.	.
	2020	.	.										
net (in %)	2019	.	.	2,9	.	.	4,5	.	.	4,1	.	.	.
	2020	.	.										
Entities of the national economy ^c (as of end of the period)	2019	435786	437920	439976	441829	443572	445225	447071	448984	451042	453035	454801	456338
	2020	457998	459714										
of which commercial companies	2019	127250	128044	128884	129670	130454	131104	131972	132768	133589	134455	135337	136024
	2020	136910	137971										
of which with foreign capital participation	2019	25442	25486	25572	25737	25972	26144	26344	26479	26604	26713	26872	26967
	2020	27025	27168										

a In enterprises employing more than 9 persons. b In which the number of employees exceeds 49, excluding enterprises of agriculture, forestry and fishing as well as financial and insurance activities; the data are published cumulatively. c In the REGON register, excluding persons tending private farms in agriculture.

N o t e. The following symbols were used in the table: (.) data not available or not reliable, sign * data were changed in relation to the previously published.

Prepared by:
Statistical Office in Warszawa
Director Zofia Kozłowska
Tel.: (+48 22) 464 2315

Issued by:
Statistical Information Centre
Marcin Kałuski
Tel.: (+48 22) 464 20 91
e-mail: m.kaluski@stat.gov.pl

Press office

Tel.: (+48 22) 464 20 91

e-mail: m.kaluski@stat.gov.pl



warszawa.stat.gov.pl/en/



@Warszawa_STAT

Related information

[Communication and Announcements](#)

Data available in databases

[Local Data Bank → Labour market](#)

Terms used in official statistics

[Registered unemployed persons](#)

[Registered unemployment rate](#)

[Average paid employment](#)

[Average monthly gross wages and salaries](#)

[Dwellings completed](#)

[Gross turnover profitability indicator](#)

[Net turnover profitability indicator](#)

