

Statistics of Warszawa No. 8/2019

27th September 2019

↑ 139.6

Dynamics of sold production of construction y/y

In August 2019, positive changes in the economy continued. The average employment in the enterprise sector went up and the unemployment rate remained at a very low level. As compared to the previous month, a slight decrease in the average monthly gross wages and salaries was recorded, however, they still remained above the previous year's quotations. A further increase in sold production of industry as well as construction and assembly production was observed, however, its pace was slower than in July this year. Retail sales increased at a slower pace than in the previous month. In August, there were fewer dwellings completed compared to the previous year.

In August 2019, 13.8% less dwellings were completed than a year before

Average paid employment

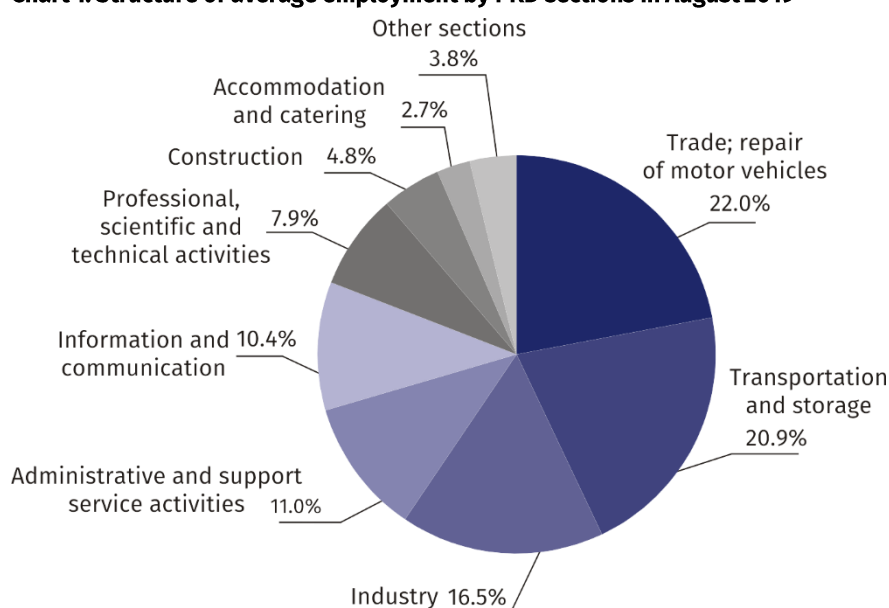
Average employment in the enterprise sector in August 2019 amounted to 1085.5 thousand persons and was by 1.7 thousand persons, i.e. by 0.2% higher than in July 2019 and by 18.9 thousand persons, i.e. by 1.8% higher than in August 2018.

Compared to August 2019, an increase in the average employment was recorded in the following sections: administrative and support service activities (by 0.7%), professional scientific and technical activities (by 0.6%), real estate activities (by 0.4%), accommodation and catering (by 0.3%), trade; repair of motor vehicles as well as arts, entertainment and recreation (by 0.2% each), information and communication (by 0.1%).

Whereas a decrease in the average employment was recorded in the following sections: construction (by 0.7%) as well as transportation and storage (by 0.1%).

Average employment in the enterprise sector in August 2019 was by 1.8% higher than a year before

Chart 1. Structure of average employment by PKD sections in August 2019



As compared to August 2018, an increase in the average employment was recorded in the following sections: arts, entertainment and recreation (by 11.0%), real estate activities (by 7.1%), professional, scientific and technical activities (by 6.5%), trade; repair of motor vehicles (by 3.8%), transportation and storage (by 3.4%), accommodation and catering (by 1.3%), information and communication (by 1.1%).

A decrease in the average employment was recorded in the following sections: industry (by 2.4%), administrative and support service activities (by 1.4%), construction (by 0.9%).

Registered unemployment

At the end of August 2019, the number of registered unemployed persons amounted to 18555 and was by 65 persons, i.e. by 0.4% larger than at the end of July 2019 and by 3477 persons, i.e. by 15.8% smaller than in the corresponding period of 2018.

The number of registered unemployed women amounted to 9497, which accounted for 51.2% of the total unemployed (a month before 50.4%, and a year before 51.8%) and 14.2% of unemployed women in Mazowieckie Voivodship. As compared to July 2019, the number of unemployed women increased by 171 persons, i.e. by 1.8%, and compared to August 2018 it decreased by 1917 persons, i.e. by 16.8%.

The registered unemployment rate amounted to 1.4% (as in the previous month, and 1.7% in the previous year), the average in Mazowieckie Voivodship was 4.5% (same as a month before, and 5.0% a year before), while the national average was 5.2% (as in the previous month, and 5.8% a year before).

In August 2019, there were 2571 unemployed persons registered in labour offices (2997 in July 2019, and 2750 in August 2018). Registered unemployed persons accounted for 18.2% of the total registered unemployed in the voivodship.

The number of persons registering for the first time amounted to 724 (a month before 866), which accounted for 28.2% of the total unemployed who registered in August 2019 and 24.6% of persons registering for the first time in the voivodship. The share of persons terminated due to company reasons among unemployed persons registered in August 2019 amounted to 2.6% (4.0% in Mazowieckie Voivodship), 2.6% a month before and 2.1% a year before.

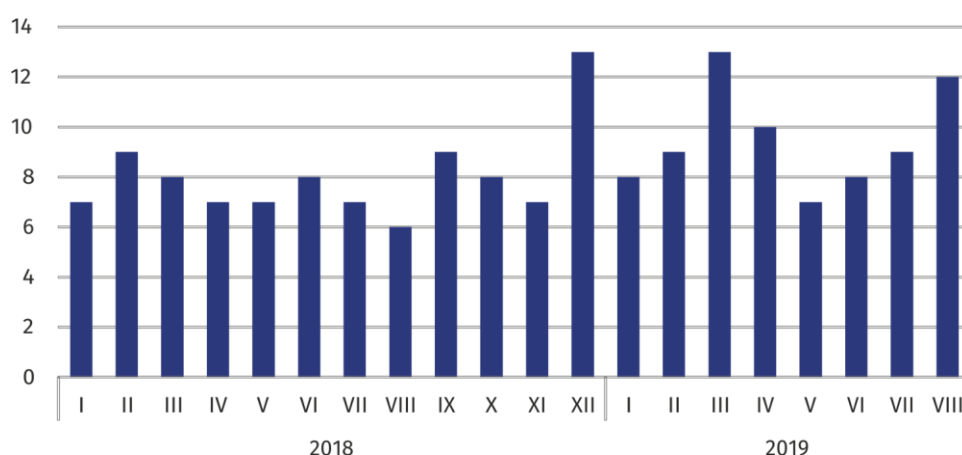
In August 2019, 2506 persons were removed from unemployment rolls (3070 in July 2019, and 3042 in August 2018), which accounted for 17.7% of unemployed persons removed from unemployment rolls in Mazowieckie Voivodship. Out of unemployed persons removed from unemployment rolls, 1106 took up work. Moreover, 829 persons lost their status of the unemployed as a result of not confirming their readiness to take up work. The reason for removing from the register was also voluntarily giving up the status of the unemployed, starting training or traineeship, acquisition of retirement rights of pre-retirement benefit, acquisition of pension rights and other.

There were 15413 persons who were not entitled to the unemployment benefit, i.e. 83.1% of the total unemployed (18659 persons a year before, i.e. 84.7%). Whereas 3142 unemployed persons were entitled to the unemployment benefit.

At the end of August 2019, the number of registered unemployed persons was by 15.8% smaller than a year before, and the unemployment rate amounted to 1.4%

In August 2019, the number of unemployed persons removed from unemployment rolls was by 17.6% smaller than a year before

Chart 2. Number of unemployed persons per job offer (as of end of month)



In August 2019, there were 3155 job offers submitted to labour offices, which accounted for 24.0% of job offers in Mazowieckie Voivodship and at the end this month the labour offices had job offers for 1567 persons. At the end of August 2019, there were 12 persons per one job offer (9 a month before, 6 a year before), in Mazowieckie Voivodship 15 persons (14 in the previous month and 11 in the previous year) registered as unemployed.

In August 2019, 36.8% less job offers were reported than a year before

Wages and salaries

The average monthly gross wages and salaries in the enterprise sector in August 2019 amounted to PLN 6364.51 and were by 0.4% lower as compared to the previous month and by 6.0% higher than in the corresponding period of 2018.

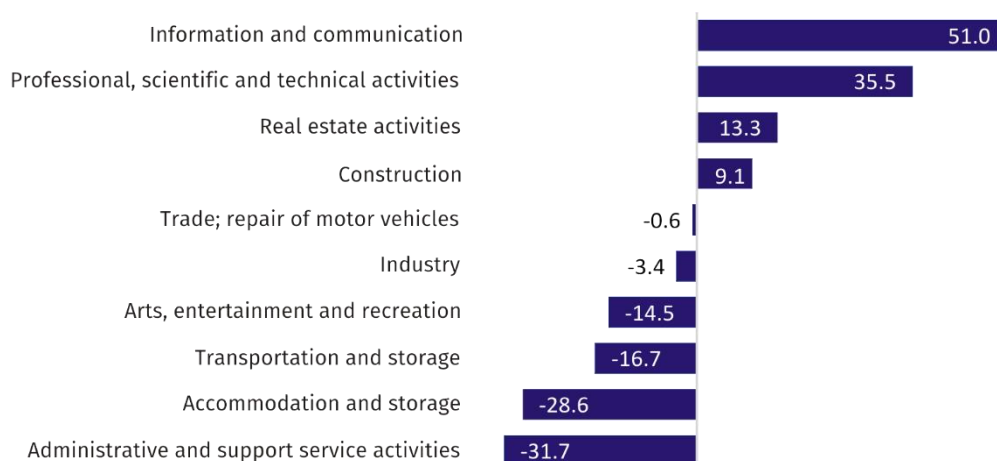
Compared to July 2019, the decrease in the average gross wages and salaries was recorded in the following sections: arts, entertainment and recreation (by 16.9%), accommodation and catering (by 4.6%), trade; repair of motor vehicles (by 3.4%), industry (by 3.3%), real estate activities (by 1.8%), professional, scientific and technical activities (by 0.8%), construction (by 0.7%).

Whereas the increase in the average gross wages and salaries was recorded in the following sections: transportation and storage (by 5.6%), information and communication (by 2.8%), administrative and support service activities (by 1.1%).

Average monthly gross wages and salaries in the enterprise sector in August 2019 amounted to PLN 6364.51 and were by 6.0% higher than in August 2018

Chart 3. Relative deviations (in %) of monthly gross wages and salaries in selected sections from average wages and salaries in enterprise sector in August 2019

Compared to August 2018, an increase in the average gross wages and salaries was recorded in the sections: administrative and support service activities (by 12.3%), transportation and storage (by 7.4%), real estate activities (by 7.0%), arts, entertainment and recreation (by 6.8%), accommodation and catering (by 5.9%), trade; repair of motor vehicles and construc-



tion (by 5.7%), professional, scientific and technical activities (by 4.7%), information and communication (by 4.5%), industry (by 4.1%), construction (by 2.8%).

Industry

Sold production of industry in August 2019 amounted (at current prices) to PLN 9888.6 million and was (at constant prices) larger as compared to the corresponding period of 2018 by 1.1%. As compared to August 2018, an increase by 1.1% was recorded in sold production in manufacturing.

In January–August 2019, sold production of industry amounted to PLN 85104.7 million (at current prices) and was (at constant prices) higher by 4.5% than in the corresponding period of 2018. Production in manufacturing recorded a 7.3% increase.

Among divisions included in manufacturing, the sales increase was recorded, among others, in: manufacture of computer, electronic and optical products (by 40.7%), manufacture of chemicals and chemical products (by 24.7%), manufacture of machinery and equipment n.e.c. (by 23.4%), manufacture of other transport equipment (by 18.0%), manufacture of beverages (by 15.7%), printing and reproduction of recorded media (by 14.7%), manufacture of food products (by 14.0%).

The decrease in sales was recorded, among others, in: other manufacturing (by 37.9%), manufacture of coke and refined petroleum products (by 36.3%), manufacture of products of wood, cork, straw and wicker (by 18.4%), manufacture of leather and related products (by 15.7%), manufacture of furniture (by 12.7%), manufacture of motor vehicles, trailers and semi-

Sold production in manufacturing (at constant prices) in August 2019 was by 1.1% larger than a year before

trailers (by 10.3%), manufacture of paper and paper products (by 7.0%), manufacture of clothing (by 6.7%).

Labour productivity in industry, measured by the value of sold production per employed person in January–August 2019 amounted to PLN 476.0 thousand (at current prices) and was – at constant prices – by 6.9% higher than a year before.

Construction

Sold production of construction in August 2019 amounted (at current prices) to PLN 5805.6 million and compared to July 2019 was larger by 15.7%, and compared to the corresponding period of the previous year, it increased by 39.6%.

In January–August 2019, sold production of construction reached the value of PLN 36418.4 million, i.e. by 21.2% larger than in the corresponding period of 2018.

Construction and assembly production in August 2019 reached PLN 1547.7 million (at current prices) and accounted for 26.7% of sold production of construction. As compared to the previous month, construction and assembly production increased by 8.7%, and compared to August 2018 it was higher by 36.6%.

In January–August 2019, construction and assembly production was at the level of PLN 9212.5 million and accounted for 25.3% of sold production of construction (28.2% a year before). As compared to the corresponding period of the previous year, construction and assembly production was larger by 8.8%.

The increase in production in relation to the corresponding period of 2018 occurred in entities conducting activity in civil engineering (by 26.1%). Whereas a decrease in production was recorded in entities conducting activity in the field of construction of buildings (by 8.1%) and in companies carrying out specialized construction activities (by 4.3%).

Labour productivity measured by production per employed person in construction, in August 2019 amounted to PLN 112.0 thousand and was by 16.5% higher than a month before and by 40.9% higher than in August 2018.

Trade

Retail sales in trade and non-trade enterprises in August 2019 (at current prices) were by 2.2% smaller than in July 2019 and by 5.0% higher compared to August 2018.

Compared to July 2019, smaller, among others, were: sales of motor vehicles, motorcycles, parts (by 16.7%), pharmaceuticals, cosmetics and orthopedic equipment (by 4.8%), textiles, clothing and footwear (by 4.7%), other sales (by 4.3%), press, books, other sales in specialized stores (by 3.6%).

However, the increase was recorded, among others, in the sale of: food, beverages and tobacco (by 7.0%), furniture, electronics and household appliances (by 0.9%), other retail sales in non-specialized stores (by 0.6%).

As compared to August 2018, the sales were higher, among others, in the groups: „retail sales conducted by mail order houses” (by 57.1%), “furniture, electronics and household appliances” (by 17.3%). The increase was also recorded in other retail sales in non-specialized stores (by 13.4%), the sales of food, beverages and tobacco as well as textiles, clothing and footwear (by 11.7% each) press, books, other sales in specialized stores (by 8.1%).

However, the decrease was recorded in, e.g. the sales of motor vehicles, motorcycles, parts (by 12.6%), solid, liquid and gas fuels (by 8.5%).

In January–August 2019, as compared to the corresponding period of 2018, the retail sales went up by 7.8%.

Wholesale in trade enterprises in August 2019 (at current prices) was by 5.1% smaller as compared to the previous month and by 0.1% lower as compared to August 2018, and in wholesale enterprises it was lower by 3.7% and by 4.3%, respectively.

In January–August 2019, wholesale in trade units was by 6.5% higher than a year before, while in wholesale enterprises it was higher by 4.1%.

Construction and assembly production (at current prices) in August 2019 was by 36.6% larger than a year before

Retail sales (at current prices) realized by trade and non-trade enterprises in August 2019 was by 5.0% larger than in August 2018

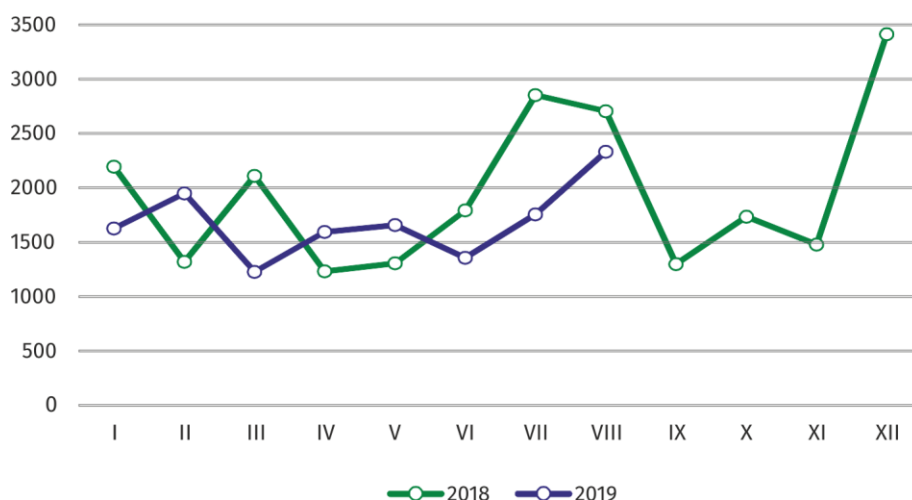
Wholesale (at current prices) in trade enterprises was by 0.1% lower than a year before

Housing construction¹

According to preliminary data, 2332 dwellings were completed in Warszawa in August 2019, i.e. by 13.8% less than a year before.

In January–August 2019, 13498 dwellings were completed (by 13.0% less than in the corresponding period of 2018), and in Mazowieckie Voivodship 26800 dwellings, i.e. by 1.9% more than in January–August 2018. The drop in the number of dwellings completed was recorded in construction for sale or rent from 15079 to 12737, i.e. by 15.5% less and in private construction from 428 to 396, i.e. by 7.5% less. Whereas the increase was recorded in company construction from 1 to 18 dwellings, i.e. 18 times more. Moreover, in January–August 2019, 347 dwellings were completed by cooperatives.

Chart 4. Dwellings completed



In January–August 2019, the construction began in 14378 dwellings (by 19.0% less than in the corresponding period of 2018), of which: 13663 in construction for sale or rent, 418 in private construction, 215 in dwellings built by public building societies, 82 in cooperative construction.

In January–August 2019, the number of dwellings for which permits have been granted or which have been registered with a construction project amounted to 13575 (by 14.8% less than in the corresponding period of 2018), of which 425 dwellings buildings built by private investors.

The average useful floor area of a dwelling completed in January–August 2019, amounted to 60.5 m² and increased compared to the corresponding period of 2018 by 0.8 m². In private construction, the average useful floor area of dwellings amounted to 191.7 m² (by 4.4 m² fewer than in the corresponding period of 2018), in cooperatives — 57.7 m², in construction for sale or rent — 56.5 m² (by 0.7 m² more), in company construction — 34.1 m².

In January–August 2019, the construction began in 14378 dwellings, i.e. by 19.0% less than in the corresponding period of the previous year

¹ Reporting data – may change after preparing quarterly reports.

Prepared by:
Mazovian Centre for Regional Surveys
Statistical Office in Warszawa
Małgorzata Bieñkowska
Joanna Podolska
Tel: +48 22 464 21 96, + 48 22 464 20 96
e-mail: m.bienkowska@stat.gov.pl
e-mail: j.podolska@stat.gov.pl

Issued by:
Statistical Information Centre
Marcin Kałuski
Tel: +48 22 464 20 91
e-mail: m.kaluski@stat.gov.pl

Translated by:
Agnieszka Gromek-Żukowska
Tel: +48 22 464 22 42
e-mail: a.gromek-zukowska@stat.gov.pl

Press office
tel.: + 48 22 464 20 91
e-mail: m.kaluski@stat.gov.pl



warszawa.stat.gov.pl/en



[@Warszawa_STAT](https://twitter.com/Warszawa_STAT)

Related information

[Communications and Announcements](#)

Data available in databases

[Local Data Bank → Labour market](#)

Terms used in official statistics

[Registered unemployed persons](#)

[Registered unemployment rate](#)

[Average paid employment](#)

[Average monthly gross wages and salaries](#)

[Dwellings completed](#)

[Gross turnover profitability rate](#)

[Net turnover profitability rate](#)

