

# Statistics of Warszawa No. 5/2019

1st July 2019

**↑ 121.7**

Indices of sold production  
of construction y/y

In May 2019, the average employment in the enterprise sector was by 2.0% higher as compared to the previous year. The number of registered unemployed persons was lower than in the previous month and in the previous year. The average monthly gross wages and salaries in the enterprise sector increased by 6.5% in annual terms. As compared to May 2018, the increase was recorded in sold production of industry and sold production of construction. Both retail and wholesale sales were higher than a year before. In May this year, more dwellings were completed than a year earlier.

In May 2019, 21.7% more dwellings were completed than a year before

## Average paid employment

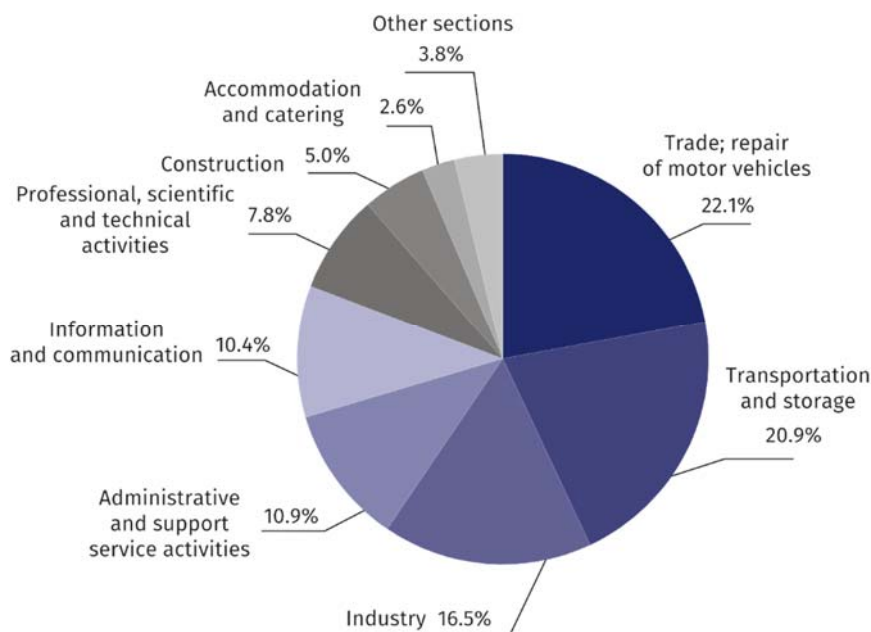
Average employment in the enterprise sector in May 2019 amounted to 1079.2 thousand persons and was by 1.4 thousand persons, i.e. by 0.1% lower than in April 2019 and by 21.0 thousand persons, i.e. by 2.0% higher than in May 2018.

Average paid employment in the enterprise sector in May 2019 was by 2.0% higher than a year before

Compared to April 2019, a decrease in the average employment was recorded in the following sections: construction (by 0.6%), accommodation and catering and arts, entertainment and recreation (by 0.5% each), administrative and support service activities (by 0.4%), information and communication (by 0.3%), industry (by 0.1%).

Whereas an increase in the average employment was recorded in the section of real estate activities (by 0.1%).

**Chart 1. Structure of average employment by PKD sections in May 2019**



In comparison to May 2018, an increase in the average employment was recorded in the following sections: arts, entertainment and recreation (by 8.0%), professional, scientific and technical activities (by 7.1%), trade; repair of motor vehicles (by 4.7%), real estate activities (by 4.2%), transportation and storage (by 3.9%), construction (by 2.1%), information and communication (by 0.2%).

A decrease in the average employment was recorded in the sections of administrative and support service activities (by 2.2%), industry (by 2.1%), accommodation and catering (by 0.9%).

### Registered unemployment

At the end of May 2019, the number of registered unemployed persons amounted to 18924 and was by 270 persons, i.e. by 1.4% smaller than at the end of April 2019 and by 4482 persons, i.e. by 19.1% smaller than in the corresponding period of 2018.

The number of registered unemployed women amounted to 9379, which accounted for 49.6% of the total unemployed (a month before 49.4%, and a year before 50.3%) and 13.9% of unemployed women in Mazowieckie Voivodship. As compared to April 2019, the number of unemployed women decreased by 98 persons, i.e. by 1.0%, and compared to May 2018 it decreased by 2390 persons, i.e. by 20.3%.

The registered unemployment rate amounted to 1.4% (as in the previous month, and 1.8% in the previous year), the average in Mazowieckie Voivodship was 4.6% (a month before 4.7%, and 5.2% a year before), while the national average was 5.4% (5.6% a month before, and 6.1% a year before).

In May 2019, there were 2601 unemployed persons registered in labour offices (2582 in April 2019, and 2587 in May 2018). Registered unemployed persons accounted for 19.4% of the total registered unemployed in the voivodship.

The number of persons registering for the first time amounted to 718 (a month before 745), which accounted for 27.6% of the total unemployed who registered in May 2019 and 23.3% of persons registering for the first time in the voivodship. The share of persons terminated due to company reasons among unemployed persons registered in May 2019 amounted to 1.9% (4.2% in Mazowieckie Voivodship), 2.1% a month and a year before.

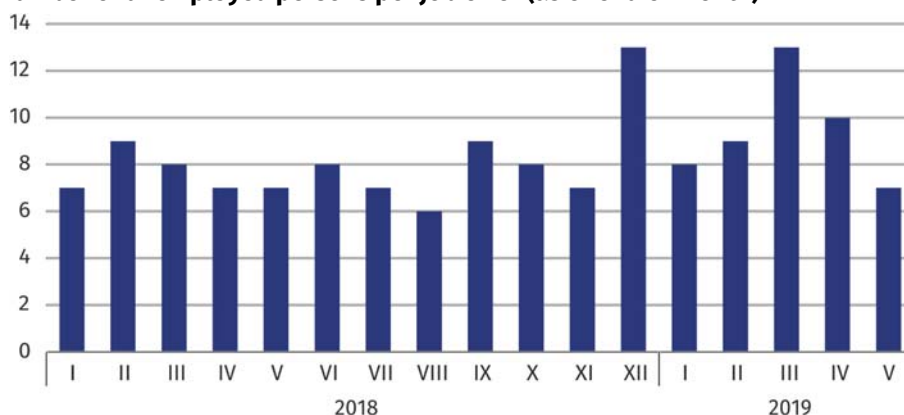
In May 2019, 2871 persons were removed from unemployment rolls (3087 in April 2019, and 3603 in May 2018), which accounted for 16.8% of unemployed persons removed from unemployment rolls in the Mazowieckie Voivodship. Out of unemployed persons removed from unemployment rolls, 1292 took up work. Moreover, 814 lost their status of the unemployed as a result of not confirming their readiness to take up work. The reason for removing from the register was also voluntarily giving up the status of the unemployed, starting training or traineeship, acquisition of retirement rights of pre-retirement benefit, acquisition of pension rights and other.

There were 15858 persons who were not entitled to the unemployment benefit, i.e. 83.8% of the total unemployed (19973 persons a year before, i.e. 85.3%). Whereas 3066 unemployed persons were entitled to the unemployment benefit.

At the end of May 2019, the number of registered unemployed persons was by 19.1% smaller than a year before, and the unemployment rate was 1.4%

In May 2019, the number of persons removed from unemployment rolls was by 20.3% smaller than a year before

**Chart 2. Number of unemployed persons per job offer (as of end of month)**



In May 2019, there were 4249 job offers submitted to labour offices, which accounted for 28.0% of job offers in Mazowieckie Voivodship and at the end this month the labour offices had job offers for 2782 persons. At the end of May 2019, there were 7 persons per one job offer (10 a month before, 7 a year before), in Mazowieckie Voivodship 13 persons (15 persons a month before, 11 persons a year before) registered as unemployed.

In May 2019, 24.1% less job offers were reported than a year before

## Wages and salaries

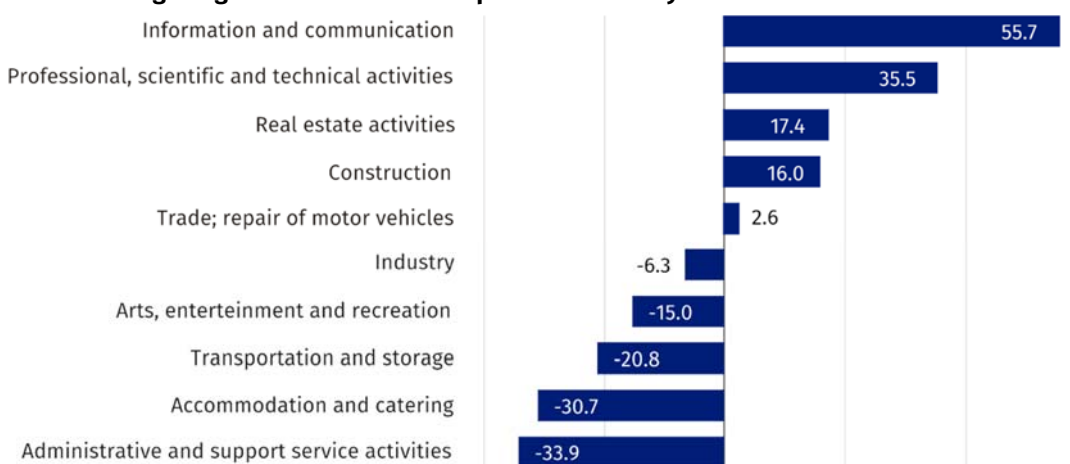
The average monthly gross wages and salaries in the enterprise sector in May 2019 amounted to PLN 6372.52 and were by 2.6% lower as compared to the previous month and by 6.5% higher than in the corresponding period of 2018.

Compared to April 2019, the decrease in the average gross wages and salaries was recorded in the following sections: industry (by 7.5%), trade; repair of motor vehicles (by 6.4%), professional, scientific and technical activities (by 3.4%), arts, entertainment and recreation (by 2.7%), administrative and support service activities (by 2.2%), transportation and storage (by 0.4%).

Whereas an increase in the average gross wages and salaries was recorded in the following sections: construction (by 5.2%), information and communication (by 2.9%), accommodation and catering (by 0.9%), real estate activities (by 0.1%).

Average monthly gross wages and salaries in the enterprise sector in May 2019 amounted to PLN 6372.52 and were by 6.5% higher than in May 2018

**Chart 3. Relative deviations (in %) of monthly gross wages and salaries in selected sections from average wages and salaries in enterprise sector in May 2019**



Compared to May 2018, an increase in the average gross wages and salaries was recorded in the sections: construction (by 9.8%), administrative and support service activities (by 9.1%), real estate activities and accommodation and catering (by 7.4% each), trade; repair of motor vehicles (by 6.2%), information and communication (by 6.0%), transportation and storage (by 5.8%), arts, entertainment and recreation (by 5.4%), industry (by 5.2%), professional, scientific and technical activities (by 5.1%).

## Industry

Sold production of industry in May 2019 amounted (at current prices) to PLN 10239.0 million and was (at constant prices) larger as compared to the corresponding period of 2018 by 10.2%. As compared to May 2018, an increase by 6.6% was recorded in sold production in manufacturing.

In January–May 2019, sold production of industry amounted to PLN 55255.7 million (at current prices) and was (at constant prices) higher by 7.1% than in the corresponding period of 2018. Production in manufacturing recorded a 7.0% increase.

Among divisions included in manufacturing, the sales increase was recorded, among others, in: manufacture of computer, electronic and optical products (by 37.5%), manufacture of other transport equipment (by 32.7%), manufacture of machinery and equipment n.e.c. (by 26.6%), manufacture of beverages (by 23.4%), printing and reproduction of recorded media (by 16.8%), manufacture of chemicals and chemical products (by 14.2%), manufacture of other non-metallic mineral products (by 12.9%), manufacture of rubber and plastic products (by 11.8%).

The decrease in sales was recorded, among others, in: other manufacturing (by 41.8%), manufacture of coke and refined petroleum products (by 33.3%), manufacture of products of

Sold production in manufacturing (at constant prices) in May 2019 was by 6.6% larger than a year before

wood, cork, straw and wicker (by 23.1%), manufacture of clothing (by 9.5%), manufacture of furniture as well as leather and related products (by 8.4% each).

Labour productivity in industry, measured by the value of sold production per employed person in January–May 2019 amounted to PLN 310.9 thousand (at current prices) and was – at constant prices – by 9.7% higher than a year before.

## Construction

Sold production of construction in May 2019 amounted (at current prices) to PLN 4498.5 million and compared to April 2019 was larger by 17.2%, and compared to the corresponding period of the previous year, it increased by 21.7%.

In January–May 2019, sold production of construction reached the value of PLN 19750.9 million, i.e. by 24.1% larger than in the corresponding period of 2018.

Construction and assembly production in May 2019 was at the level of PLN 1211.2 million (at current prices) and accounted for 26.9% of sold production of construction. Compared to the previous month, construction and assembly production increased by 11.7%, and compared to May 2018, it was higher by 5.9%.

In January–May 2019, construction and assembly production was at the level of PLN 4928.5 million and accounted for 25.0% of sold production of construction (29.8% a year before). As compared to the corresponding period of the previous year, construction and assembly production was larger by 4.1%.

The increase in production in relation to the corresponding period of 2018 occurred in entities conducting activity in civil engineering (by 5.5%), in companies carrying out specialized construction activities (by 3.2%), and in entities conducting activity in the field of construction of buildings (by 2.7%).

Labour productivity measured by production per employed person in construction, in May 2019 amounted to PLN 84.0 thousand and was by 17.9% higher than a month before and by 19.2% higher than in May 2018.

## Trade

Retail sales in trade and non-trade enterprises in May 2019 (at current prices) were by 1.7% smaller than in April 2019 and by 7.7% higher compared to May 2018.

Compared to April 2019, smaller, among others, were: sales of textiles, clothing and footwear (by 7.3%), sales of food, beverages and tobacco (by 6.4%), other sales in non-specialized stores (by 5.6%), sales of pharmaceuticals, cosmetics and orthopedic equipment (by 4.1%), sales of press, books, other sales in specialized stores (by 2.2%).

However, the increase was recorded, among others, in the sales of solid, liquid and gas fuels (by 3.7%), other sales (by 2.7%).

As compared to May 2018, the sales were higher, among others, in the groups: „retail sales conducted by mail order houses” (by 46.8%), “furniture, electronics and household appliances” (by 16.3%), „other retail sales in non-specialized stores” (by 11.8%). The increase was also recorded in the sales of: pharmaceuticals, cosmetics and orthopedic equipment (by 10.7%), textiles, clothing and footwear (by 8.8%), sales of motor vehicles, motorcycles, parts (by 7.6%), press, books, other sales in specialized stores (by 5.7%), food, beverages and tobacco (by 5.6%).

However, the decrease was recorded in the sales of solid, liquid and gas fuels (by 3.5%).

In January–May 2019, as compared to the corresponding period of 2018, the retail sales went up by 9.1%.

Wholesale in trade enterprises in May 2019 (in current prices) was by 4.8% smaller as compared to the previous month and by 11.1% higher as compared to May 2018, and in wholesale enterprises it was lower by 5.2% and higher by 6.5%, respectively.

In January–May 2019, wholesale in trade units was by 11.8% higher than a year before, while in wholesale enterprises it was higher by 9.0%.

Construction and assembly production (at current prices) in May 2019 was by 5.9% larger than a year before

Retail sales (at current prices) realized by trade and non-trade enterprises in May 2019 was by 7.7% larger than in May 2018

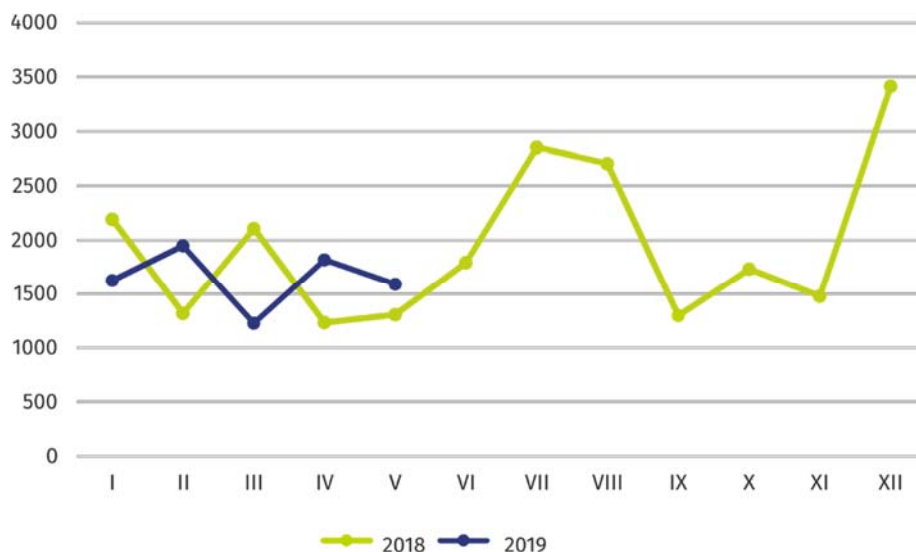
Wholesale (at current prices) in trade enterprises was by 11.1% higher than a year before

## Housing construction<sup>1</sup>

According to preliminary data, 1590 dwellings were completed in Warszawa in May 2019, i.e. by 21.7% more than a year before.

In January–May 2019, 8210 dwellings were completed (by 0.6% more than in the corresponding period of 2018), and in Mazowieckie Voivodship 16949 dwellings, i.e. by 11.5% more than in January–May 2018. The rise in the number of dwellings completed was recorded in private construction from 263 to 279 dwellings, i.e. by 6.1% more. Whereas the decrease was recorded in construction for sale or rent from 7898 to 7662 dwellings, i.e. by 3.0% less. Moreover, in January–May 2019, 251 dwellings were completed by cooperatives and 18 in company construction.

**Chart 4. Dwellings completed**



In January–May 2019, the construction began in 8190 dwellings (by 18.5% less than in the corresponding period of 2018), of which: 7712 in construction for sale or rent, 263 in private construction, 215 in dwellings built by public building societies.

In January–May 2019, the number of dwellings for which permits have been granted or which have been registered with a construction project amounted to 8398 (by 29.5% less than in the corresponding period of 2018), of which 258 dwellings buildings built by private investors.

The average useful floor area of a dwelling completed in January–May 2019, amounted to 62.0 m<sup>2</sup> and increased compared to the corresponding period of 2018 by 0.1 m<sup>2</sup>. In private construction, the average useful floor area of dwellings amounted to 187.8 m<sup>2</sup> (by 14.9 m<sup>2</sup> fewer than in the corresponding period of 2018), in construction for sale or rent – 57.8 m<sup>2</sup> (by 0.6 m<sup>2</sup> more), in cooperatives – 53.3 m<sup>2</sup>, in company construction – 34.1 m<sup>2</sup>.

In January–May 2019, the construction began in 8190 dwellings, i.e. by 18.5% less than in the corresponding period of the previous year

<sup>1</sup> Reporting data – may change after preparing quarterly report.

Prepared by:

**Mazovian Centre for Regional Surveys**  
**Statistical Office in Warszawa**  
**Małgorzata Bieńkowska**  
**Joanna Podolska**  
Tel: + 48 22 464 21 96, + 48 22 464 20 96  
**e-mail: [m.bienkowska@stat.gov.pl](mailto:m.bienkowska@stat.gov.pl)**  
**e-mail: [j.podolska@stat.gov.pl](mailto:j.podolska@stat.gov.pl)**

Issued by:

**Statistical Information Centre**  
**Marcin Kałuski**  
Tel: + 48 22 464 20 91  
**e-mail: [m.kaluski@stat.gov.pl](mailto:m.kaluski@stat.gov.pl)**

Translated by:

**Agnieszka Gromek-Żukowska**  
Tel: + 48 22 464 22 42  
**e-mail: [a.gromek-zukowska@stat.gov.pl](mailto:a.gromek-zukowska@stat.gov.pl)**

#### Press office

tel.: + 48 22 464 20 91

e-mail: [m.kaluski@stat.gov.pl](mailto:m.kaluski@stat.gov.pl)



[warszawa.stat.gov.pl/en](http://warszawa.stat.gov.pl/en)



[@Warszawa\\_STAT](https://twitter.com/Warszawa_STAT)

#### Related information

[Communications and Announcements](#)

#### Data available in databases

[Local Data Bank → Labour market](#)

#### Terms used in official statistics

[Registered unemployed persons](#)

[Registered unemployment rate](#)

[Average paid employment](#)

[Average monthly gross wages and salaries](#)

[Dwellings completed](#)

[Gross turnover profitability rate](#)

[Net turnover profitability rate](#)

