

Statistics of Warszawa No. 4/2019

30th May 2019

↑ 122.3

Indices of sold production
of construction y/y

In April 2019, the average employment in the enterprise sector was by 2.1% higher as compared to the previous year. The number of registered unemployed persons was lower than in the previous month and in the previous year. The average monthly gross wages and salaries in the enterprise sector increased by 4.5% in annual terms. As compared to April 2018, the increase in sold production of industry and sold production of construction was recorded. Both retail and wholesale sales were higher than a year before. In April this year, more dwellings were completed than a year earlier.

In April 2019, 47.4% more dwellings were completed than a year before

Average paid employment

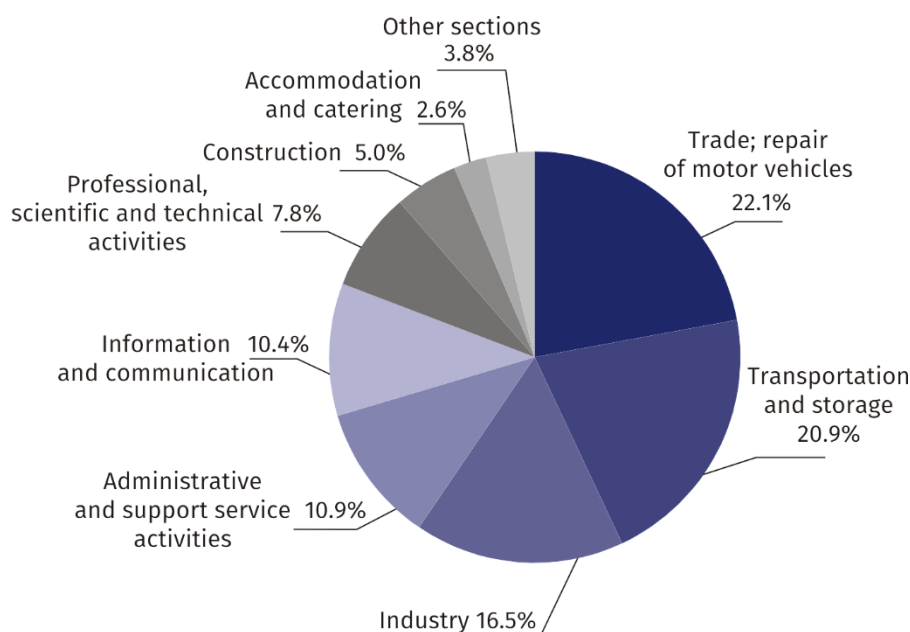
Average employment in the enterprise sector in April 2019 amounted to 1080.6 thousand persons and was by 0.7 thousand persons, i.e. by 0.1% higher than in March 2019 and by 22.0 thousand persons, i.e. by 2.1% higher than in April 2018.

Compared to March 2019, an increase in the average employment was recorded in the following sections: arts, entertainment and recreation (by 1.2%), information and communication (by 0.5%), transportation and storage, real estate activities as well as administrative and support service activities (by 0.4% each), industry and trade; repair of motor vehicles (by 0.2% each).

Whereas a decrease in the average employment was recorded in the following sections: professional, scientific and technical activities (by 1.6%), construction and accommodation and catering (by 0.6% each).

Average paid employment in the enterprise sector in April 2019 was by 2.1% higher than a year before

Chart 1. Structure of average paid employment by sections of PKD in April 2019



In comparison to April 2018, an increase in the average employment was recorded in the following sections: professional, scientific and technical activities (by 8.8%), arts, entertainment

and recreation (by 8.4%), trade; repair of motor vehicles as well as transportation and storage (by 4.4% each), real estate activities (by 3.6%), construction (by 2.9%), information and communication (by 0.9%), accommodation and catering (by 0.5%).

A decrease in the average employment was recorded in the sections of administrative and support service activities (by 3.0%) and industry (by 2.6%).

Registered unemployment

At the end of April 2019, the number of registered unemployed persons amounted to 19194 and was by 505 persons, i.e. by 2.6% smaller than at the end of March 2019 and by 5228 persons, i.e. by 21.4% smaller than in the corresponding period of 2018.

The number of registered unemployed women amounted to 9477, which accounted for 49.4% of the total unemployed (a month before 49.5%, and a year before 50.1%) and 13.8% of unemployed women in the Mazowieckie Voivodship. As compared to March 2019, the number of unemployed women decreased by 270 persons, i.e. by 2.8%, and compared to April 2018 it decreased by 2754 persons, i.e. by 22.5%.

The registered unemployment rate amounted to 1.4% (1.5% in the previous month, and 1.8% in the previous year), the average in the Mazowieckie Voivodship was 4.7% (a month before 4.9%, and 5.3% a year before), while the national average was 5.6% (5.9% a month before, and 6.3% a year before).

In April 2019, there were 2582 unemployed persons registered in labour offices (2860 in March 2019, and 2779 in April 2018). Registered unemployed persons accounted for 18.8% of the total registered unemployed in the voivodship.

The number of persons registering for the first time amounted to 745 (a month before 824), which accounted for 28.9% of the total unemployed who registered in April 2019 and 28.7% of persons registering for the first time in the voivodship. The share of persons terminated due to company reasons among unemployed persons registered in April 2019 amounted to 2.1% (3.7% in the Mazowieckie Voivodship), 1.9% a month before and a year before.

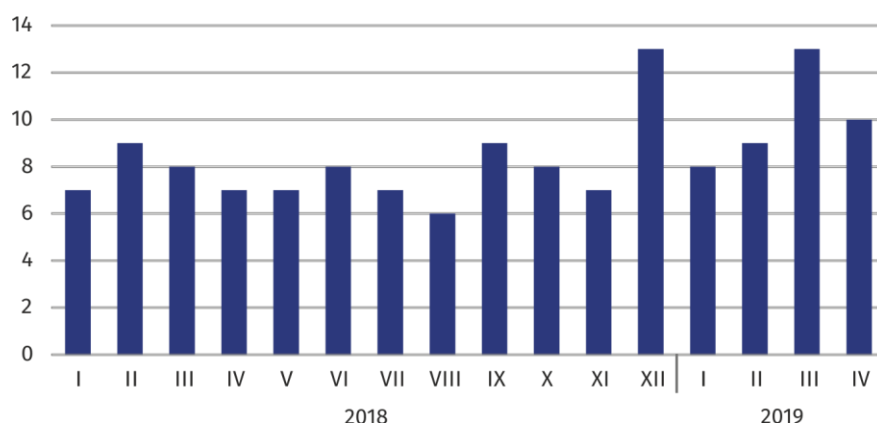
In April 2019, 3087 persons were removed from unemployment rolls (3074 in March 2019, and 3629 in April 2018), which accounted for 16.5% of unemployed persons removed from unemployment rolls in the Mazowieckie Voivodship. Out of unemployed persons removed from unemployment rolls, 1498 took up work. Moreover, 914 lost their status of the unemployed as a result of not confirming their readiness to take up work. The reason for removing from the register was also voluntarily giving up the status of the unemployed, starting training or traineeship, acquisition of retirement rights of pre-retirement benefit, acquisition of pension rights and other.

There were 16166 persons who were not entitled to the unemployment benefit, i.e. 84.2% of the total unemployed (20893 persons a year before, i.e. 85.5%). Whereas 3028 unemployed persons were entitled to the unemployment benefit.

At the end of April 2019, the number of registered unemployed persons was by 21.4% smaller than a year before, and the unemployment rate was 1.4%

In April 2019, the number of registered unemployed persons was by 14.9% smaller than a year before

Chart 2. Number of unemployed persons per 1 job offer (as of end of month)



In April 2019, there were 4295 job offers submitted to labour offices, which accounted for 28.5% of job offers in the Mazowieckie Voivodship and at the end this month the labour offices had job offers for 2008 persons. At the end of April 2019, there were 10 persons per one job offer (13 a month before, 7 a year before), in the Mazowieckie Voivodship 15 persons (17 persons a month before, 12 persons a year before) registered as the unemployed.

In April 2019, 22.9% fewer job offers were reported than a year before

Wages and salaries

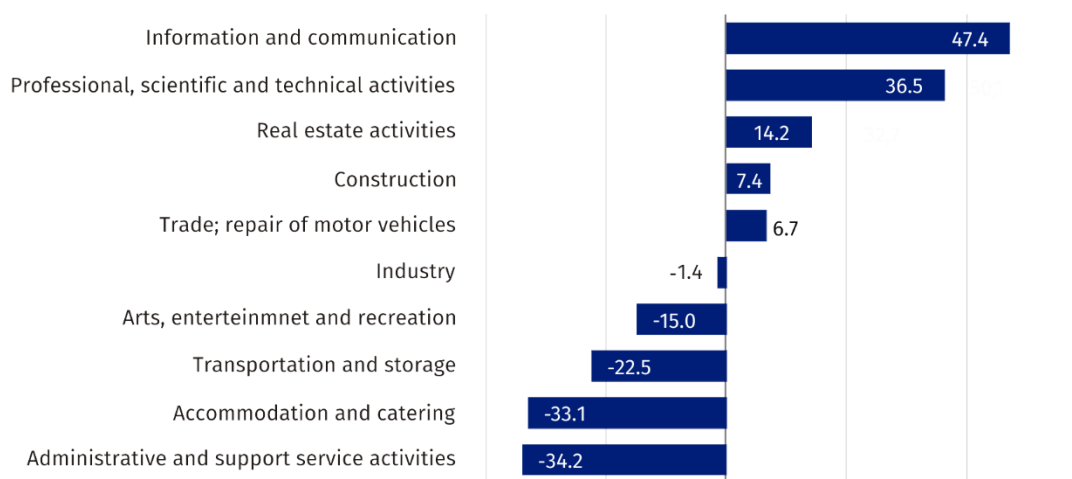
The average monthly gross wages and salaries in the enterprise sector in April 2019 amounted to PLN 6544.80 and were by 4.0% lower as compared to the previous month and by 4.5% higher than in the corresponding period of 2018.

Average monthly gross wages and salaries in the enterprise sector in April 2019 amounted to PLN 6544.80 and were by 4.5% higher than in April 2018

Compared to March 2019, the decrease in the average gross wages and salaries was recorded in the following sections: real estate activities (by 17.3%), professional, scientific and technical activities (by 12.7%), information and communication (by 10.4%), accommodation and catering (by 8.5%), industry (by 2.7%), trade; repair of motor vehicles (by 1.9%).

Whereas a decrease in the average gross wages and salaries was recorded in the following sections: transportation and storage (by 3.7%), construction (by 2.5%), arts, entertainment and recreation (by 2.4%), administrative and support service activities (by 1.1%).

Chart 3. Relative deviations (in %) of monthly gross wages and salaries in selected sections from average wages and salaries in the enterprise sector in April 2019



Compared to April 2018, an increase in the average gross wages and salaries was recorded in the sections: administrative and support service activities (by 8.7%), accommodation and catering (by 8.2%), trade; repair of motor vehicles (by 5.9%), transportation and storage (by 5.5%), information and communication (by 4.3%), professional, scientific and technical activities (by 4.0%), arts, entertainment and recreation (by 3.4%), industry (by 2.1%), real estate activities (by 0.1%).

The decrease in the average gross wages and salaries was recorded in the construction section (by 6.5%).

Industry

Sold production of industry in April 2019 amounted (at current prices) to PLN 10922.1 million and was (at constant prices) larger as compared to the corresponding period of 2018 by 15.8%. As compared to April 2018, an increase by 15.8% was recorded in sold production in manufacturing.

Sold production in manufacturing (at constant prices) in April 2019 was by 15.8% larger than a year before

In January–April 2019, sold production of industry amounted to PLN 45219.7 million (at current prices) and was (at constant prices) higher by 6.7% than in the corresponding period of 2018. Production in manufacturing recorded a 7.4% increase.

Among divisions included in manufacturing, the sales increase was recorded, among others, in: manufacture of computer, electronic and optical products (by 46.0%), manufacture of machinery and equipment n.e.c. (by 39.3%), manufacture of other transport equipment (by 31.7%), manufacture of beverages (by 28.8%), manufacture of other non-metallic mineral

products (by 17.4%), manufacture of rubber and plastic products (by 14.4%), manufacture of chemicals and chemical products (by 13.9%), printing and reproduction of recorded media (by 12.4%).

The decrease in sales was recorded, among others, in: other manufacturing (by 48.4%), manufacture of coke and refined petroleum products (by 36.1%), manufacture of products of wood, cork, straw and wicker (by 21.4%), manufacture of furniture (by 11.7%), manufacture of leather and related products (by 9.6%).

Labour productivity in industry, measured by the value of sold production per employed person in January–April 2019 amounted to PLN 254.5 thousand (at current prices) and was – at constant prices – by 9.3% higher than a year before.

Construction

Sold production of construction in April 2019 amounted (at current prices) to PLN 3838.1 million and compared to March 2019 was larger by 2.3%, and compared to the corresponding period of the previous year, it increased by 22.3%.

In January–April 2019, sold production of construction reached the value of PLN 15151.7 million, i.e. by 29.6% larger than in the corresponding period of 2018.

Construction and assembly production in April 2019 was at the level of PLN 1084.7 million (at current prices) and accounted for 28.3% of sold production of construction. Compared to the previous month, construction and assembly production decreased by 9.0%, and compared to April 2018, it was higher by 14.1%.

In January–April 2019, construction and assembly production was at the level of PLN 4019.3 million and accounted for 26.5% of sold production of construction (29.6% a year before). As compared to the corresponding period of the previous year, construction and assembly production was larger by 16.0%.

The increase in production in relation to the corresponding period of 2018 occurred in entities conducting activity in civil engineering (by 31.7%), in companies carrying out specialized construction activities (by 4.0%), and in entities conducting activity in the field of construction of buildings (by 3.1%).

Labour productivity measured by production per employed person in construction, in April 2019 amounted to PLN 71.2 thousand and was by 2.9% higher than a month before and by 18.9% higher than in April 2018.

Construction and assembly production (at current prices) in April 2019 was by 14.1% larger than a year before

Trade

Retail sales in trade and non-trade enterprises in April 2019 (at current prices) were by 3.0% larger than in March 2019 and by 11.6% higher compared to April 2018.

Compared to March 2019, larger, among others, were: other sales in non-specialized stores (by 37.0%), sales of food, beverages and tobacco (by 17.9%), sales of textiles, clothing and footwear (by 11.7%), sales of pharmaceuticals, cosmetics and orthopedic equipment (by 10.1%), sales of press, books, other sales in specialized stores (by 7.4%), retail sales conducted by mail order houses (by 2.1%).

However, the decrease was recorded in the sales of motor vehicles, motorcycles, parts (by 6.1%), furniture, electronics and household appliances (by 2.5%), other sales (by 2.0%).

As compared to April 2018, the sales were higher, among others, in the groups: „retail sales conducted by mail order houses“ (by 54.4%), „other retail sales in non-specialized stores“ (by 35.1%). The increase was also recorded in the sales of: furniture, electronics and household appliances (by 19.7%), textiles, clothing and footwear (by 10.8%), pharmaceuticals, cosmetics and orthopedic equipment (by 10.7%), sales of motor vehicles, motorcycles, parts (by 8.0%), food, beverages and tobacco (by 4.2%), press, books, other sales in specialized stores (by 3.9%).

Retail sales (at current prices) realized by trade and non-trade enterprises in April 2019 was by 11.6% larger than in April 2018

In January–April 2019, as compared to the corresponding period of 2018, the retail sales went up by 9.0%.

Wholesale in trade enterprises in April 2019 (in current prices) was by 0.9% smaller as compared to the previous month and by 16.9% higher as compared to April 2018, and in wholesale enterprises it was higher by 0.9% and 15.1%, respectively.

In January–April 2019, wholesale in trade units was by 12.9% higher than a year before, while in wholesale enterprises it was higher by 10.9%.

Wholesale (at current prices) in trade enterprises was by 16.9% higher than a year before

Housing construction¹

According to preliminary data, 1817 dwellings were completed in Warszawa in April 2019, i.e. by 47.4% more than a year before.

In January–April 2019, 6639 dwellings were completed (by 3.2% less than in the corresponding period of 2018), and in the Mazowieckie Voivodship 13405 dwellings, i.e. by 5.5% more than in January–April 2018. The drop in the number of dwellings completed was recorded in construction for sale or rent from 6656 to 6144 dwellings, i.e. by 7.7% less. Whereas the increase was recorded in private construction from 199 to 224 dwellings, i.e. by 12.6% more. Moreover, in January–April 2019, 253 dwellings were completed by cooperatives and 18 in company construction.

Chart 4. Dwellings completed



In January–April 2019, the construction began in 7541 dwellings (by 3.8% less than in the corresponding period of 2018), of which: 7122 in construction for sale or rent, 215 in dwellings built by public building societies, 204 in private construction.

In January–April 2019, the number of dwellings for which permits have been granted or which have been registered with a construction project amounted to 5695 (by 37.7% less than in the corresponding period of 2018), of which 214 dwellings buildings built by private investors.

The average useful floor area of a dwelling completed in January–April 2019, amounted to 59.2 m² and decreased compared to the corresponding period of 2018 by 2.4 m². In private construction, the average useful floor area of dwellings amounted to 181.7 m² (by 26.0 m² fewer than in the corresponding period of 2018), in construction for sale or rent — 55.0 m² (by 2.2 m² fewer), in cooperatives — 52.9 m², in company construction — 45.9 m².

In January–April 2019, the construction began in 7541 dwellings, i.e. by 3.8% less than in the corresponding period of the previous year

¹ Reporting data – may change after preparing quarterly report.

Prepared by:
Mazovian Centre for Regional Surveys
Statistical Office in Warszawa
Małgorzata Bieñkowska
Joanna Podolska
Tel: 22 464 21 96, 22 464 20 96
e-mail: m.bienkowska@stat.gov.pl
e-mail: j.podolska@stat.gov.pl

Issued by:
Statistical Information Centre
Marcin Kałuski
Tel: 22 464 20 91
e-mail: m.kaluski@stat.gov.pl

Translated by:
Agnieszka Gromek-Żukowska
Tel: 22 464 22 42
e-mail: a.gromek-zukowska@stat.gov.pl

Press office

tel.: 22 464 20 91

e-mail: m.kaluski@stat.gov.pl



warszawa.stat.gov.pl/en



@Warszawa_STAT

Related information

[Communications and Announcements](#)

Data available in databases

[Local Data Bank → Labour market](#)

Terms used in official statistics

[Registered unemployed persons](#)

[Registered unemployment rate](#)

[Average paid employment](#)

[Average monthly gross wages and salaries](#)

[Dwellings completed](#)

[Gross turnover profitability rate](#)

[Net turnover profitability rate](#)

