

Statistics of Warszawa No. 3/2019

↑ 122.6

Indices of sold production
of construction y/y

In March 2019, the average employment in the enterprise sector was by 2.1% higher as compared to the previous year. The number of registered unemployed persons was lower than in the previous month and in the previous year. The average monthly gross wages and salaries in the enterprise sector increased by 4.8% in annual terms. As compared to March 2018, the increase in sold production of industry and sold production of construction was recorded. Both retail and wholesale sales were higher than a year before. In January–March this year, fewer dwellings were completed than a year earlier.

Average employment

Average employment in the enterprise sector in March 2019 amounted to 1079.9 thousand persons and was by 2.2 thousand persons, i.e. by 0.2% higher than in February 2019 and by 21.9 thousand persons, i.e. by 2.1% higher than in March 2018.

Compared to February 2019, an increase in the average employment was recorded in the following sections: professional, scientific and technical activities (by 2.3%), arts, entertainment and recreation (by 1.0%), real estate activities (by 0.6%), industry as well as transportation and storage (by 0.2% each), information and communication (by 0.1%).

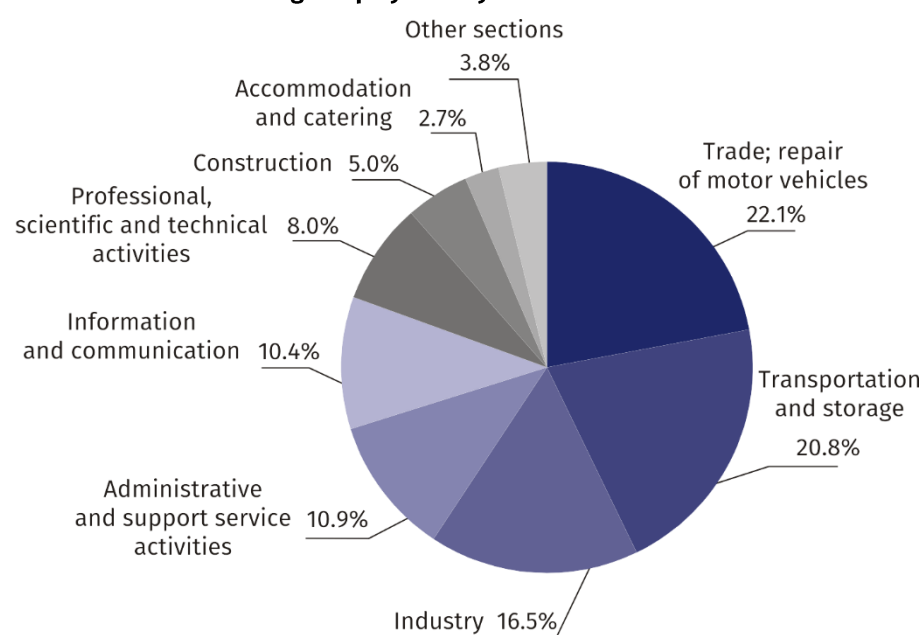
Whereas a decrease in the average employment was recorded in the following sections: accommodation and catering (by 0.5%), construction and trade; repair of motor vehicles (both by 0.1%).

29.04.2019

In January–March, less dwellings were completed by 16.2% than in the corresponding period of 2018

Average employment in the enterprise sector in March 2019 was by 2.1% higher than a year before.

Chart 1. Structure of average employment by sections of PKD in March 2019



In comparison to March 2018, an increase in the average employment was recorded in the following sections: professional, scientific and technical activities (by 10.8%), arts, entertainment and recreation (by 6.9%), construction (by 4.5%), trade; repair of motor vehicles (by 4.4%), transportation and storage (by 4.1%), real estate activities (by 3.2%), accommodation and catering (by 2.6%), information and communication (by 0.2%).

A decrease in the average employment was recorded in the sections of administrative and support service activities (by 4.0%) and industry (by 2.7%).

Registered unemployment

At the end of March 2019, the number of registered unemployed persons amounted to 19699 and was by 214 persons, i.e. by 1.1% smaller than at the end of February 2019 and by 5573 persons, i.e. by 22.1% smaller than in the corresponding period of 2018.

The number of registered unemployed women amounted to 9747, which accounted for 49.5% of the total unemployed (a month before 49.6%, and a year before 49.8%) and 13.7% of unemployed women in the Mazowieckie voivodship. As compared to February 2019, the number of unemployed women decreased by 123 persons, i.e. by 1.2%, and compared to March 2018 it decreased by 2840 persons, i.e. by 22.6%.

The registered unemployment rate amounted to 1.5% (as in the previous month, and 1.9% in the previous year), the average in the Mazowieckie voivodship was 4.9% (a month before 5.0%, and 5.5% a year before), while the national average was 5.9% (6.1% a month before, and 6.6% a year before).

In March 2019, there were 2860 unemployed persons registered in labour offices (2690 in February 2019, and 3055 in March 2018). Registered unemployed persons accounted for 19.0% of the total registered unemployed in the voivodship.

The number of persons registering for the first time amounted to 824 (a month before 765), which accounted for 28.8% of the total unemployed who registered in March 2019 and 27.5% of persons registering for the first time in the voivodship. The share of persons terminated due to company reasons among unemployed persons registered in March 2019 amounted to 1.9% (3.9% in the Mazowieckie voivodship), a month before 1.9%, and a year before 2.1%.

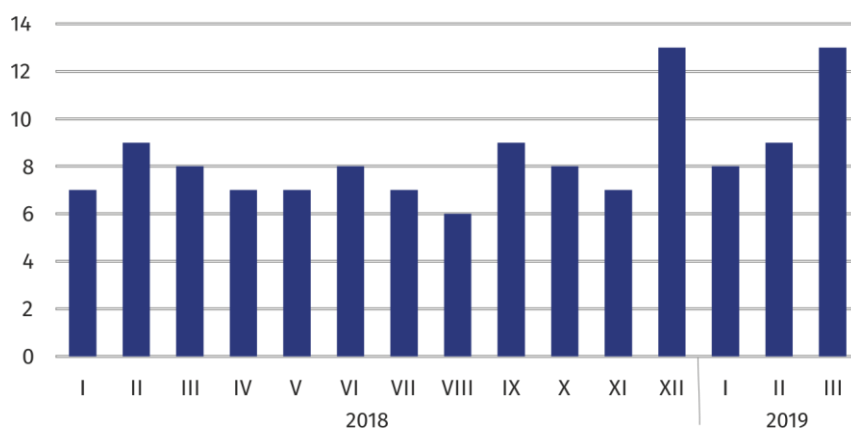
In March 2019, 3074 persons were removed from unemployment rolls (2848 in February 2019, and 3858 in March 2018), which accounted for 16.5% of unemployed persons removed from unemployment rolls in the Mazowieckie voivodship. Out of unemployed persons removed from unemployment rolls, 1478 took up work. Moreover, 841 lost their status of the unemployed as a result of not confirming their readiness to take up work. The reason for removing from the register was also voluntarily giving up the status of the unemployed, starting training or traineeship, acquisition of retirement rights of pre-retirement benefit, acquisition of pension rights and other.

There were 16652 persons who were not entitled to the unemployment benefit, i.e. 84.5% of the total unemployed (21687 persons a year before, i.e. 85.8%). Whereas 3047 unemployed persons were entitled to the unemployment benefit.

At the end of March 2019, the number of registered unemployed persons was by 22.1% smaller than a year before, and the unemployment rate was 1.5%

In March 2019, the number of persons removed from unemployment rolls was by 20.3% smaller than a year before

Chart 2. Number of unemployed persons per 1 job offer (as of end of month)



In March 2019, there were 3402 job offers submitted to labour offices, which accounted for 21.3% of job offers in the Mazowieckie voivodship and at the end this month the labour offices had job offers for 1551 persons. At the end of March 2019, there were 13 persons per one job offer (9 a month before, 8 a year before), in the Mazowieckie voivodship 17 persons (14 persons a month before, 15 persons a year before) registered as the unemployed.

In March 2019, 44.8% less job offers were reported than a year before

Wages and salaries

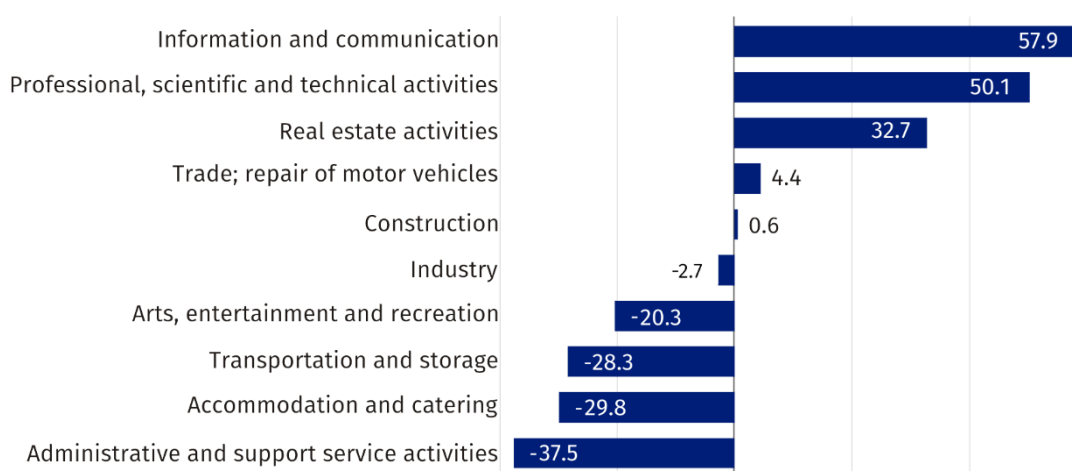
The average monthly gross wages and salaries in the enterprise sector in March 2019 amounted to PLN 6814.28 and were by 8.6% higher as compared to the previous month and by 4.8% higher than in the corresponding period of 2018.

Compared to February 2019, an increase in the average gross wages and salaries was recorded in the following sections: real estate activities (by 27.8%), professional, scientific and technical activities (by 18.4%), accommodation and catering (by 15.7%), information and communication (by 12.8%), industry (by 9.4%), construction (by 9.1%), trade; repair of motor vehicles (by 6.4%), arts, entertainment and recreation (by 1.9%), administrative and support service activities (by 1.1%).

Whereas a decrease in the average gross wages and salaries was recorded in the transportation and storage section (by 0.2%).

Average monthly gross wages and salaries in the enterprise sector in March 2019 amounted to PLN 6814.28 and were by 4.8% higher than in March 2018

Chart 3. Relative deviations (in %) of monthly gross wages and salaries in selected sections from average wages and salaries in the enterprise sector in March 2019



Compared to March 2018, an increase in the average gross wages and salaries was recorded in the sections: administrative and support service activities (by 8.9%), information and communication (by 8.0%), arts, entertainment and recreation (by 6.9%), transportation and storage (by 4.8%), accommodation and catering (by 3.9%), real estate activities and industry (both by 3.8%), trade; repair of motor vehicles (by 3.1%), professional, scientific and technical activities (by 1.8%).

The decrease in the average gross wages and salaries was recorded in the construction section (by 1.5%).

Industry

Sold production of industry in March 2019 amounted (at current prices) to PLN 11764.7 million and was (at constant prices) larger as compared to the corresponding period of 2018 by 7.1%. As compared to March 2018, an increase by 7.6% was recorded in sold production in manufacturing.

In January–March 2019, sold production of industry amounted to PLN 34165.6 million (at current prices) and was (at constant prices) higher by 5.7% than in the corresponding period of 2018. Production in manufacturing recorded a 4.4% increase.

Among divisions included in manufacturing, the sales increase was recorded, among others, in: manufacture of computer, electronic and optical products (by 48.1%), manufacture of other transport equipment (by 35.9%), production of machinery and equipment n.e.c. (by 22.8%), manufacture of other non-metallic mineral products (by 20.3%), manufacture of beverages (by 18.8%), manufacture of rubber and plastic products (by 15.4%), printing and reproduction of recorded media (by 14.1%), manufacture of chemicals and chemical products (by 11.8%), manufacture of pharmaceutical products (by 11.6%).

Sold production in manufacturing (at constant prices) in March 2019 was by 7.6% larger than a year before

The decrease in sales was recorded, among others, in: other manufacturing (by 57.4%), manufacture of products of wood, cork, straw and wicker (by 52.5%), manufacture of coke and refined petroleum products (by 32.7%), manufacture of furniture (by 17.2%), manufacture of paper and paper products (by 7.1%).

Labour productivity in industry, measured by the value of sold production per one employed person in January–March 2019 amounted to PLN 192.5 thousand (at current prices) and was – at constant prices – by 8.5% higher than a year before.

Construction

Sold production of construction in March 2019 amounted (at current prices) to PLN 3751.4 million and compared to February 2019 was larger by 18.5%, and compared to the corresponding period of the previous year, it increased by 22.6%.

In January–March 2019, sold production of construction reached the value of PLN 10088.1 million, i.e. by 25.6% larger than in the corresponding period of 2018.

Construction and assembly production in March 2019 was at the level of PLN 1192.2 million (at current prices) and accounted for 31.8% of sold production of construction. Compared to the previous month, construction and assembly production increased by 20.9%, and compared to March 2018, it was higher by 14.9%.

In January–March 2019, construction and assembly production was at the level of PLN 2901.5 million and accounted for 28.8% of sold production of construction (31.4% a year before). As compared to the corresponding period of the previous year, construction and assembly production was larger by 15.0%.

The increase in production in relation to the corresponding period of 2018 occurred in entities conducting activity in civil engineering (by 22.5%), in entities conducting activity in the field of construction of buildings (by 10.1%), and in companies carrying out specialized construction activities (by 6.2%).

Labour productivity measured by production per employed person in construction, in March 2019 amounted to PLN 69.2 thousand and was by 18.7% higher than a month before and by 17.2% higher than in March 2018.

Trade

Retail sales in trade and non-trade enterprises in March 2019 (at current prices) were by 18.5% larger than in February 2019 and by 9.6% higher compared to March 2018.

Compared to February 2019, larger, among others, were: other sales in non-specialized stores (by 34.3%), the sales of press, books, other sales in specialized stores (by 30.2%), sales of motor vehicles, motorcycles, parts (by 28.2%), retail sales conducted by mail order houses (by 26.1%), furniture, electronics and household appliances (24.9%), textiles, clothing and footwear (by 17.0%), sales of food, beverages and tobacco (by 13.9%).

However, the decrease was recorded in the sales of pharmaceuticals, cosmetics, orthopedic equipment (by 1.4%).

As compared to March 2018, the sales were higher, among others, in the groups: “furniture, electronics and household appliances” (by 28.5%), „textiles, clothing and footwear” (by 20.0%). The increase was also recorded in the sales of: press, books, other sales in specialized stores (by 17.7%), retail sales conducted by mail order houses (by 14.0%), other retail sale in non-specialized stores (by 13.5%), sales of motor vehicles, motorcycles, parts (by 10.5%).

However, a decrease was noted in: the sales of pharmaceuticals, cosmetics, orthopedic equipment (by 7.8%), food, beverages and tobacco (by 6.0%), other sales (by 1.3%).

Construction and assembly production (at current prices) in March 2019 was by 14.9% larger than a year before

Retail sales (at current prices) realized by trade and non-trade enterprises in March 2019 was by 9.6% larger than in March 2018

In January–March 2019, as compared to the corresponding period of 2018, the retail sales went up by 6.9%.

Wholesale in trade enterprises in March 2019 (in current prices) was by 14.2% larger as compared to the previous month and by 7.7% higher as compared to March 2018, and in wholesale enterprises it was higher by 12.6% and 4.9%, respectively.

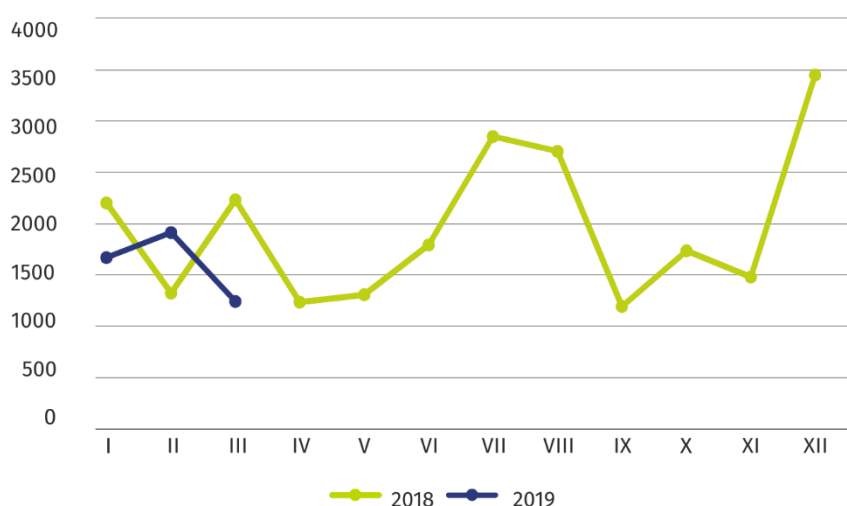
In January–March 2019, wholesale in trade units was by 11.0% higher than a year before, while in wholesale enterprises it was higher by 9.0%.

Wholesale (at current prices) in trade enterprises was by 7.7% higher than a year before

Housing construction¹

According to preliminary data, in Warszawa in January–March 2019, 4822 dwellings were completed (by 16.2% less than in the corresponding period of 2018), and in the Mazowieckie voivodship 9607 dwellings, i.e. by 6.6% less than in January–March 2018. The drop in the number of dwellings completed was recorded in construction for sale or rent from 5599 to 4410 dwellings, i.e. by 21.2% less, and in private construction from 154 to 141 dwellings, i.e. by 8.4% less. Moreover, in January–March 2019, 253 dwellings were completed by cooperatives and 18 in company construction.

Chart 4. Dwellings completed



In January–March 2019, the construction began in 5812 dwellings (by 1.9% less than in the corresponding period of 2018), of which: 5450 in construction for sale or rent, 215 in dwellings built by public building societies, 147 in private construction.

In January–March 2019, the number of dwellings for which permits have been granted or which have been registered with a construction project amounted to 4053 (by 48.5% less than in the corresponding period of 2018), of which 149 dwellings buildings built by private investors.

The average useful floor area of a dwelling completed in January–March 2019, amounted to 60.3 m² and increased compared to the corresponding period of 2018 by 0.7 m². In private construction, the average useful floor area of dwellings amounted to 180.2 m² (by 19.0 m² less than in the corresponding period of 2018), in construction for sale or rent — 56.9 m² (by 1.1 m² more), in cooperatives — 52.9 m², in company construction — 45.9 m².

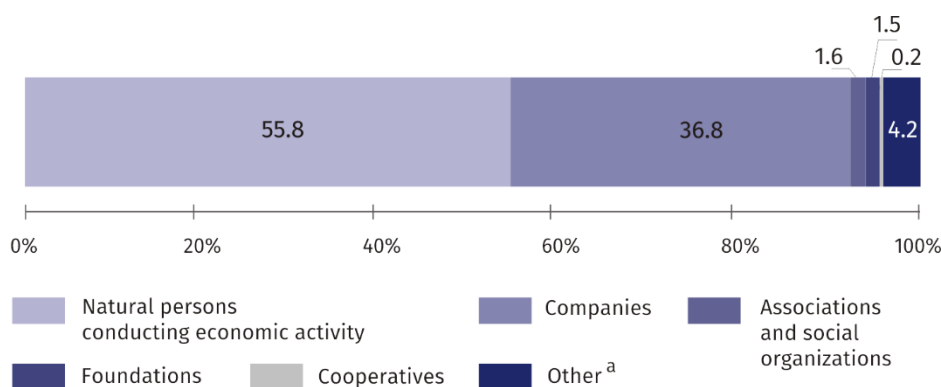
In January–March 2019, the construction began in 5812 dwellings, i.e. by 1.9% less than in the corresponding period of the previous year

¹ Reporting data – may change after preparing quarterly report.

Entities of the national economy²

At the end of March 2019, there were 439976 entities of the national economy registered in the REGON register in Warszawa, which accounted for 53.2% of the total in Mazowieckie voivodship. Compared to December 2018, the number of entities of the national economy increased by 6153 (i.e. by 1.4%), and compared to March 2018 rose by 2147 (i.e. by 0.5%).

Chart 5. Structure of entities of the national economy by legal status in 2019
As of 31 III



a Of which state owned enterprises.

In the capital, in March 2019, the most numerous were entities dealing with trade; repair of motor vehicles – 85496 (19.4%), professional, scientific and technical activities – 84483 (19.2%), information and communication – 41411 (9.4%), construction – 31940 (7.3%), real estate activities – 26866 (6.1%), other service activities – 26261 (6.0%), manufacturing – 23834 (5.4%).

Compared to December 2018, the number of entities increased among others in the following sections: electricity, gas, steam and air conditioning supply (3.1%), administrative and support service activities (by 2.7%), information and communication (by 2.5%), accommodation and catering (by 2.0%), professional, scientific and technical activities and construction (by 1.8% each), arts, entertainment and recreation (by 1.7%).

In comparison with March 2018, the number of entities increased in the following sections: electricity, gas, steam and air conditioning supply (by 8.2%), information and communication (by 7.4%), education (by 6.3%), administrative and support service activities (by 5.6%), human health and social work activities (by 5.4%), accommodation and catering (by 4.9%), professional, scientific and technical activities (by 3.8%), real estate activities (by 3.5%).

Whereas the decrease in the number of entities was recorded, for example, in the sections: mining and quarrying (by 10.0%), trade; repair of motor vehicles (by 7.3%), agriculture, forestry and fishing (by 6.7%), manufacturing (by 5.8%), water supply; sewerage, waste management and remediation activities (by 3.3%), other service activities (by 3.0%).

At the end of March 2019, the most numerous group of entities by type of conducted activity were units dealing with trade; repair of motor vehicles (85496)

² Excluding persons tending private farms in agriculture.

Prepared by:
Mazovian Centre for Regional Surveys
Statistical Office in Warszawa
Małgorzata Bieñkowska
Joanna Podolska
Tel: 22 464 21 96, 22 464 20 96
e-mail: m.bienkowska@stat.gov.pl
e-mail: j.podolska@stat.gov.pl

Issued by:
Statistical Information Centre
Marcin Kałuski
Tel: 22 464 20 91
e-mail: m.kaluski@stat.gov.pl

Translated by:
Agnieszka Gromek-Żukowska
Tel: 22 464 22 42
e-mail: a.gromek-zukowska@stat.gov.pl

Press office

tel.: 22 464 20 91

e-mail: m.kaluski@stat.gov.pl



warszawa.stat.gov.pl/en



@Warszawa_STAT

Related information

[Communications and Announcements](#)

Data available in databases

[Local Data Bank → Labour market](#)

Terms used in official statistics

[Registered unemployed persons](#)

[Registered unemployment rate](#)

[Average paid employment](#)

[Average monthly gross wages and salaries](#)

[Dwellings completed](#)

[Gross turnover profitability rate](#)

[Net turnover profitability rate](#)

