

Statistics of Warszawa No. 2/2019

28.03.2019

↑ 153.2

Dynamics of construction
and assembly production
y/y

In February 2019, the average employment in the enterprise sector was by 1.8% higher as compared to the previous year. The number of registered unemployed persons was lower than a month before and a year before. The average monthly gross wages and salaries in the enterprise sector increase by 6.3% on a yearly basis. As compared to February 2018, the increase in sold production of industry and sold production of construction was recorded. Both retail and wholesale sales were larger than a year before. In January–February this year, more dwellings were completed than in the previous year.

Sold production of industry
(at constant prices)
in February 2019 was by 7.7%
larger than a year before

Average employment

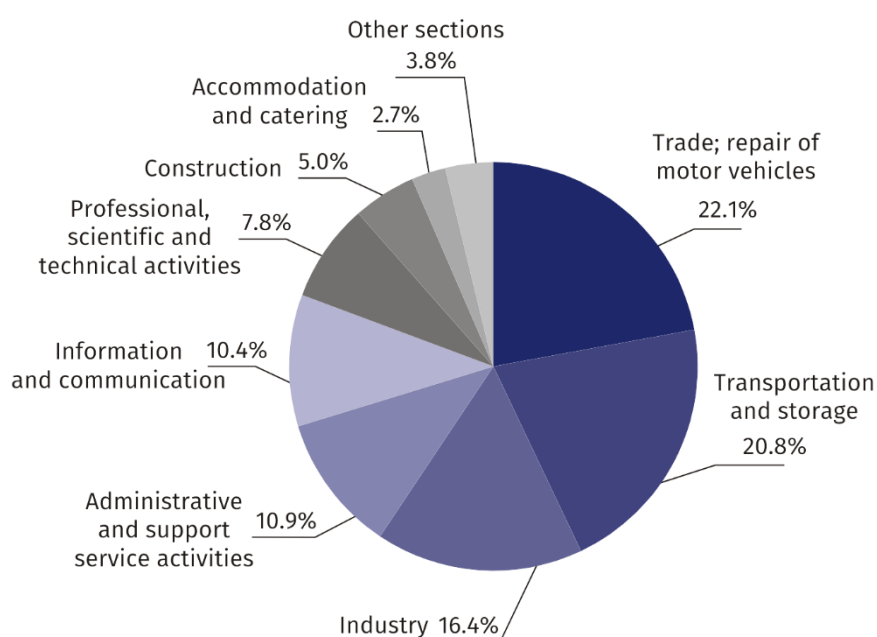
Average employment in the enterprise sector in February 2019 amounted to 1077.7 thousand persons and was by 5.8 thousand persons, i.e. by 0.5% lower than in January 2019 and by 19.3 thousand persons, i.e. by 1.8% higher than in February 2018.

Compared to January 2019, a decrease in the average employment was recorded in the following sections: information and communication (by 4.1%), administrative and support service activities (by 2.2%), construction (by 0.2%), professional, scientific and technical activities (by 0.1%).

Whereas an increase in the average employment was recorded in the following sections: accommodation and catering and arts, entertainment and recreation (both by 0.6%), transportation and storage (by 0.3%), industry and real estate activities (both by 0.2%), trade; repair of motor vehicles (by 0.1%).

Average employment in the
enterprise sector in February
2019 was by 1.8% higher than
a year before

Chart 1. Structure of average employment by sections of PKD in February 2019



Compared to February 2018, an increase in the average employment was recorded in the following sections: professional, scientific and technical activities (by 8.4%), construction (by 4.9%), trade; repair of motor vehicles (by 4.7%), transportation and storage and arts, entertainment and recreation (both by 3.9%), accommodation and catering (by 2.8%), real estate activities (by 2.4%), information and communication (by 0.2%).

A decrease in the average employment was recorded in the sections administrative and support service activities (by 4.7%) and industry (by 2.8%).

Registered unemployment

At the end of February 2019, the number of registered unemployed persons amounted to 19913 and was by 158 persons, i.e. by 0.8% smaller than at the end of January 2019 and by 6162 persons, i.e. by 23.6% smaller than in the corresponding period of 2018.

The number of registered unemployed women amounted to 9870, which accounted for 49.6% of the total unemployed (a month before 49.9%, and a year before 49.7%) and 13.5% of unemployed women in the Mazowieckie voivodship. As compared to January 2019, the number of unemployed women decreased by 141 persons, i.e. by 1.4%, and compared to February 2018 it decreased by 3089 persons, i.e. by 23.8%.

The registered unemployment rate amounted to 1.5% (as in the previous month, and 2.0% in the previous year), the average in the Mazowieckie voivodship was 5.0% (a month before 5.1%, and 5.7% a year before), while the national average was 6.1% (as in the previous month, and 6.8% a year before).

In February 2019, there were 2690 unemployed persons registered in labour offices (3380 in January 2019, and 2942 in February 2018). Registered unemployed persons accounted for 18.0% of the total registered unemployed in the voivodship.

The number of persons registering for the first time amounted to 765 (a month before 951), which accounted for 28.4% of the total unemployed who registered in February 2019 and 26.0% of persons registering for the first time in the voivodship. The share of persons terminated due to company reasons among unemployed persons registered in February 2019 amounted to 1.9% (3.6% in the Mazowieckie voivodship), a month before 2.6%, and a year before 1.9%.

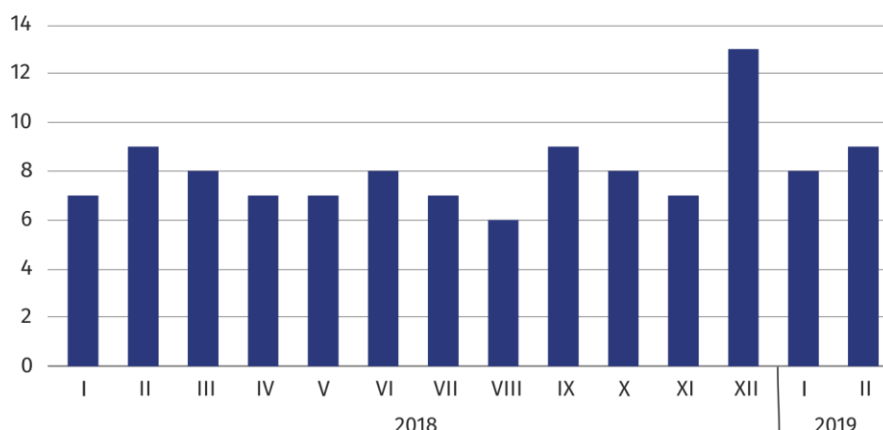
In February 2019, 2848 persons were removed from unemployment rolls (2691 in January 2019, and 3271 in February 2018), which accounted for 17.8% of unemployed persons removed from unemployment rolls in the Mazowieckie voivodship. Out of unemployed persons removed from unemployment rolls, 1383 took up work. Moreover, 871 lost their status of the unemployed as a result of not confirming their readiness to take up work. The reason for removing from the register was also voluntarily giving up the status of the unemployed, starting training or traineeship, acquisition of retirement rights of pre-retirement benefit, acquisition of pension rights and other.

There were 16749 persons who were not entitled to the unemployment benefit, i.e. 84.1% of the total unemployed (22215 persons a year before, i.e. 85.2%). Whereas 3164 unemployed persons were entitled to the unemployment benefit.

At the end of February 2019, the number of registered unemployed persons was by 23.6% smaller than a year before, and the unemployment rate was 1.5%

In February 2019, the number of persons removed from unemployment rolls was by 12.9% smaller than a year before

Chart 2. Number of unemployed persons per 1 job offer (as of end of month)



In February 2019, there were 3302 job offers submitted to labour offices, which accounted for 21.4% of job offers in the Mazowieckie voivodship and at the end of this month the labour offices had job offers for 2250 persons. At the end of February 2019, there were 9 persons per one job offer (8 a month before, 9 a year before), in the Mazowieckie voivodship 14 persons (16 persons a month before, 14 persons a year before) registered as the unemployed.

In February 2019, 36.4% less job offers were reported than a year before

Wages and salaries

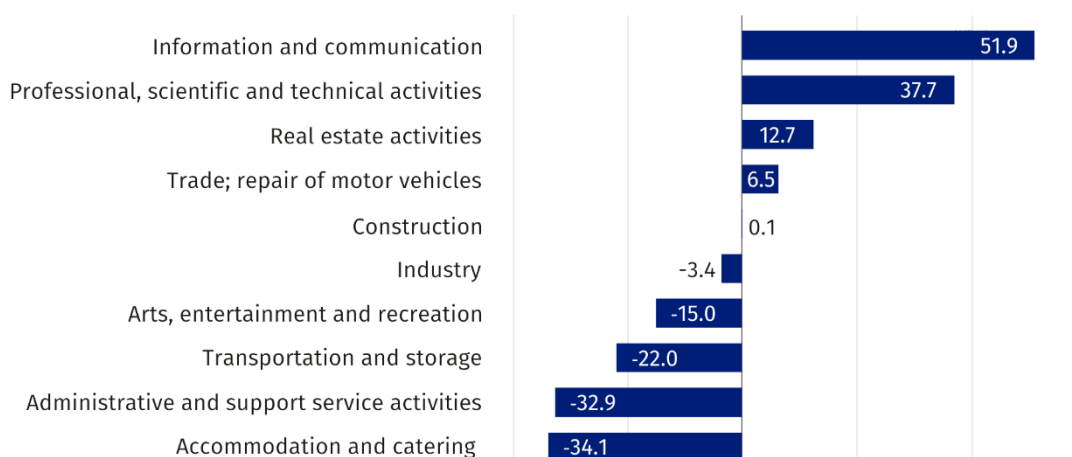
The average monthly gross wages and salaries in the enterprise sector in February 2019 amounted to PLN 6276.47 and were by 0.1% higher compared to the previous month and by 6.3% higher than in the corresponding period of 2018.

Compared to January 2019, an increase in the average gross wages and salaries was recorded in the following sections: information and communication (by 3.9%), trade; repair of motor vehicles (by 2.3%), real estate activities (by 1.0%), industry (by 0.9%), administrative and support service activities (by 0.4%).

Whereas a decrease in the average gross wages and salaries was recorded in the sections: accommodation and catering (by 7.1%), construction (by 5.4%), arts, entertainment and recreation (by 3.8%), transportation and storage (by 3.1%), professional, scientific and technical activities (by 0.7%).

The average monthly gross wages and salaries in the enterprise sector in February 2019 amounted to PLN 6276.47 and were by 6.3% higher than in February 2018

Chart 3. Relative deviations of monthly gross wages and salaries in selected sections from average wages and salaries in the enterprise sector in February 2019



Compared to February 2018, an increase in the average gross wages and salaries was recorded in the sections: administrative and support service activities (by 11.9%), real estate activities (by 7.5%), industry (by 6.5%), transportation and storage (by 6.3%), trade; repair of motor vehicles and information and communication (by 5.7% each), professional, scientific and technical activities (by 4.9%), arts, entertainment and recreation (by 4.8%), accommodation and catering (by 4.4%), construction (by 0.3%).

Industry

Sold production of industry in February 2019 amounted (at current prices) to PLN 10811.3 million and was (at constant prices) larger as compared to the corresponding period of 2018 by 7.7%. Compared to February 2018, an increase by 5.8% was recorded in sold production in manufacturing.

In January–February 2019, sold production of industry amounted to PLN 22729.3 million (at current prices) and was (at constant prices) higher by 9.0% than in the corresponding period of 2018. Production in manufacturing recorded an increase by 4.9%.

Among divisions included in manufacturing, the sales increase was recorded, among others, in: manufacture of computer, electronic and optical products (by 39.6%), manufacture of other

Sold production in manufacturing (at constant prices) in February 2019 was by 5.8% larger than a year before

transport equipment (by 31.2%), manufacture of beverages (by 30.2%), manufacture of other non-metallic mineral products (by 18.7%), production of machinery and equipment n.e.c. (by 17.6%), manufacture of pharmaceutical products and manufacture of chemicals and chemical products (by 13.4% each), repair and installation of machinery and equipment (by 12.2%), manufacture of rubber and plastic products (by 8.9%).

The decrease in sales was recorded, among others, in: manufacture of products of wood, cork, straw and wicker (by 47.0%), manufacture of coke and refined petroleum products (by 31.5%), manufacture of furniture (by 20.2%), manufacture of paper and paper products (by 6.1%), manufacture of metal products (by 3.5%).

Labour productivity in industry, measured by the value of sold production per one employed person in January–February 2019 amounted to PLN 128.3 thousand (at current prices) and was – at constant prices – by 12.2% higher than a year before.

Construction

Sold production of construction in February 2019 amounted (at current prices) to PLN 3165.0 million and compared to January 2019 was larger by 33.8%, and compared to the corresponding period of the previous year, it increased by 35.0%.

In January–February 2019, sold production of construction reached the value of PLN 6030.7 million, i.e. by 26.7% larger than in the corresponding period of 2018.

Construction and assembly production in February 2019 was at the level of PLN 986.2 million (at current prices) and accounted for 31.2% of sold production of construction. Compared to the previous month, construction and assembly production increased by 46.7%, and compared to February 2018, it was higher by 53.2%.

In January–February 2019, construction and assembly production was at the level of PLN 1657.8 million and accounted for 27.5% of sold production of construction (29.4% a year before). Compared to the corresponding period of the previous year, construction and assembly production was larger by 18.7%.

The increase in production in relation to the corresponding period of 2018 occurred in entities conducting activity in the field of construction of buildings (by 29.0%), in entities conducting activity in civil engineering (by 15.9%), and in companies carrying out specialized construction activities (by 6.1%).

Labour productivity measured by production per 1 employed person in construction, in February 2019 amounted to PLN 58.3 thousand and was by 34.0% higher than a month before and by 28.7% higher than in February 2018.

Trade

Retail sales in trade and non-trade enterprises in February 2019 (at current prices) were by 7.2% lower than in January 2019 and by 6.3% higher compared to February 2018.

Compared to January 2019, lower, among others, were: the sales of press, books, other sales in specialized stores (by 17.0%), textiles, clothing and footwear (by 15.0%), motor vehicles, motorcycles, parts (by 10.2%), other sales (by 9.2%), other sales in non-specialized stores (by 9.0%), sales of food, beverages and tobacco (by 5.7%).

However, the increase was recorded in the sales conducted by mail order houses (by 5.2%), sales of pharmaceuticals, cosmetics, orthopedic equipment (by 2.1%).

Compared to February 2018, the sales were higher, among others, in the groups: „textiles, clothing and footwear” (by 21.0%), “other retail sales in non-specialized stores” (by 18.6%), “furniture, electronics and household appliances” (by 17.3%), “retail sales conducted by mail order houses” (by 16.4%). The increase was also recorded in the sales of: pharmaceuticals, cosmetics, orthopedic equipment (by 5.9%), solid, liquid and gas fuels (by 5.2%), food, beverages and tobacco (by 2.2%).

However, a decrease was noted in: other sales (by 4.1%), sales of press, books, other sales in specialized stores (by 2.9%), motor vehicles, motorcycles, parts (by 2.0%).

Construction and assembly production (at current prices) in February 2019 was by 53.2% larger than a year before

Retail sales (at current prices) realized by trade and non-trade enterprises in February 2019 was by 6.3% larger than in February 2018

In January–February 2019, as compared to the corresponding period of 2018, the retail sales were higher by 6.2%.

Wholesale in trade enterprises in February 2019 (in current prices) was by 0.4% lower compared to the previous month and by 12.4% higher as compared to February 2018, and in wholesale enterprises it was lower by 3.5% and higher by 11.0%, respectively.

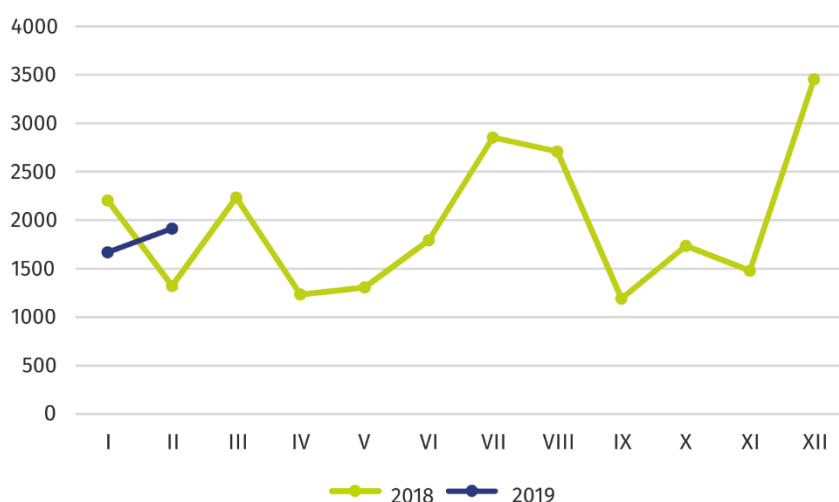
In January–February 2019, wholesale in trade units was by 12.5% higher than a year before, while in wholesale enterprises it was higher by 11.8%.

Wholesale (at current prices) in trade enterprises was by 12.4% higher than a year before

Housing construction¹

According to preliminary data, in Warszawa in January–February 2019, 3582 dwellings were completed (by 1.7% more than in the corresponding period of 2018), and in the Mazowieckie voivodship 6708 dwellings, i.e. by 0.9% less than in January–February 2018. The increase in the number of dwellings completed was recorded in construction for sale or rent from 3410 to 3474 dwellings, i.e. by 1.9% more. Whereas a decrease was recorded in private construction from 111 to 90 dwellings, i.e. by 18.9% less. Moreover, in January–February 2019, 18 dwellings were completed in company construction.

Chart 4. Dwellings completed



In January–February 2019, the construction began in 3925 dwellings (by 5.3% less than in the corresponding period of 2018), of which: 3652 in construction for sale or rent, 215 in dwellings built by public building societies, 58 in private construction.

In January–February 2019, the number of dwellings for which permits have been granted or which have been registered with a construction project amounted to 3215 (by 47.1% less than in the corresponding period of 2018), of which 101 dwellings buildings built by private investors.

The average useful floor area of a dwelling completed in January–February 2019, amounted to 59.4 m² and increased compared to the corresponding period of 2018 by 0.4 m². In private construction, the average useful floor area of a dwelling amounted to 174.7 m² (by 28.0 m² less than in the corresponding period of 2018), in construction for sale or rent — 56.5 m² (by 2.2 m² more), in company construction — 45.9 m².

In January–February 2019, the construction began in 3925 dwellings, i.e. by 5.3% less than in the corresponding period of the previous year

¹ Reporting data – may change after preparing quarterly report.

Prepared by:
Mazovian Centre for Regional Surveys
Statistical Office in Warszawa
Małgorzata Bieñkowska
Joanna Podolska
Tel: 22 464 21 96, 22 464 20 96
e-mail: m.bienkowska@stat.gov.pl
e-mail: j.podolska@stat.gov.pl

Issued by:
Statistical Information Centre
Marcin Kałuski
Tel: 22 464 20 91
e-mail: m.kaluski@stat.gov.pl

Translated by:
Agnieszka Gromek-Żukowska
Tel: 22 464 22 42
e-mail: a.gromek-zukowska@stat.gov.pl

Press office
tel.: 22 464 20 91
e-mail: m.kaluski@stat.gov.pl



warszawa.stat.gov.pl/en



@Warszawa_STAT

Related information

[Communiqués and Announcements](#)

Data available in databases

[Local Data Bank → Labour market](#)

Terms used in official statistics

[Registered unemployed persons](#)

[Registered unemployment rate](#)

[Average paid employment](#)

[Average monthly gross wages and salaries](#)

[Dwellings completed](#)

[Gross turnover profitability rate](#)

[Net turnover profitability rate](#)

